THE SECRETARY OF STATE

CONGRESSIONAL BUDGET JUSTIFICATION

Volume 1: DEPARTMENT OF STATE OPERATIONS

Fiscal Year 2011

DEPARTMENT OF STATE

CONGRESSIONAL BUDGET JUSTIFICATION

FISCAL YEAR 2011

Statement of the Secretary of State v

BUDGET SUMMARY AND TABLES

Budget Summary 1
The Performance Budget 5
Summary of Appropriations 8
Supplemental Appropriations 11
Summary of Direct Funded Positions 12
Ten-Year Appropriation History 13
Public Diplomacy Resources 15
Department of State Fee Collections 17
Legislative Language 25

ADMINISTRATION OF FOREIGN AFFAIRS

State Programs (including Diplomatic and Consular Programs) 33
Human Resources Initiative 53
Public Diplomacy 57
Iraq Operations 61
Afghanistan-Pakistan Operations 65
Worldwide Security Protection 71
IT Central Fund 81
Border Security Program 91

Diplomatic and Consular Programs: Bureau, Office, and Fund Summaries 99
Office of the Secretary 103
Political Military Affairs 113
International Security and Nonproliferation 119
Verification, Compliance, and Implementation 133
Office of the Chief of Protocol 139

Legislative Affairs **143**
Oceans and International Environmental and Scientific Affairs **147**
Office of the Legal Adviser **157**
Economic, Energy, and Business Affairs **165**
Intelligence and Research **175**
African Affairs **183**
Near Eastern Affairs **197**
South and Central Asian Affairs **211**
East Asian and Pacific Affairs **221**
Western Hemisphere Affairs **237**
European and Eurasian Affairs **251**
International Organization Affairs **265**
Office of International Conferences **275**
International Information Programs **279**
Ambassador's Fund for Cultural Preservation **289**
Public Affairs **291**
Consular Affairs **297**
Management **305**
Resource Management **309**
Human Resources **319**
Human Resources Special Complement **327**
Medical Director **333**
Foreign Service Institute **343**
Democracy, Human Rights, and Labor **351**
Administration **361**
Diplomatic Security **375**
Technical Support Working Group **383**
Information Resource Management **387**
Diplomatic Telecommunications Service Program Office **393**
Office of Foreign Missions **397**
Post Assignment Travel **403**
Office of Population **407**
International Criminal Justice **411**
Office to Monitor and Combat Trafficking in Persons **415**
Foreign Service National Separation Liability Trust Fund **419**

Embassy Security, Construction, and Maintenance **423**

OTHER ADMINISTRATION OF FOREIGN AFFAIRS

Civilian Stabilization Initiative 473
Office of Inspector General 481
Educational and Cultural Exchange Programs 495
Representation Allowances 503
Protection of Foreign Missions and Officials 509
Emergencies in the Diplomatic and Consular Service 513
Buying Power Maintenance Account 517
Repatriation Loans Program Account 523
Payment to the American Institute in Taiwan 527
Foreign Service Retirement and Disability Fund 531

INTERNATIONAL ORGANIZATIONS

Contributions for International Organizations 537
Contributions for International Peacekeeping Activities 665

INTERNATIONAL COMMISSIONS

International Boundary and Water Commission - Salaries and Expenses 683
International Boundary and Water Commission - Construction 691
American Sections 697
International Joint Commission 699
International Boundary Commission 703
Border Environment Cooperation Commission 705
International Fisheries Commissions 709

RELATED PROGRAMS

The Asia Foundation 723
Center for Middle Eastern-Western Dialogue 727
Eisenhower Exchange Fellowship Program 731
Israeli Arab Scholarship Program 735
East-West Center 737
National Endowment for Democracy 741

SUPPLEMENTAL FUNDING REQUESTS

FY 2010 Supplemental Funding Requests 749

PERFORMANCE OVERVIEW AND ANALYSIS

Performance Summary **761**
Analysis, Strategic Insight, and Key Takeaways **764**
Summary of Performance Indicators and Resources Supporting Strategic Goals **769**
U.S. Department of State and USAID High Priority Performance Goals **777**
Evaluations of Diplomatic, Management and Consular Programs **778**
Recovery Act Update **779**
The U.S. Government Accountability Office High Risk List **779**
Discontinued Indicators **779**

THE SECRETARY OF STATE

WASHINGTON

February 1, 2010

On behalf of President Obama, it is my pleasure to submit the Congressional Budget Justifications for the Department of State and the U.S. Agency for International Development (USAID) for Fiscal Year 2011.

This budget represents more than financial allocations. It represents new priorities, new approaches, and a renewed commitment to use the resources of the State Department and USAID smartly and strategically to get the best possible results for the American people.

Our work is ambitious. Our times demand nothing less. We are working with partners around the world to bring stability to volatile regions, reverse the spread of violent extremism, stabilize the global economy, decrease extreme poverty, demolish transnational criminal networks, fulfill President Obama's vision of a world without nuclear weapons, stop health pandemics, and address the threat of climate change.

These are serious challenges. They also represent opportunities for the United States to provide critical leadership, strengthen existing partnerships, forge new ones, and advance stability, prosperity, and opportunity for more of the world's people—and, in doing so, to protect our own security, promote our interests, and lay the foundation for a more peaceful and prosperous future.

We at the State Department and USAID are ready and eager to take the lead in carrying out the President's foreign policy agenda. Indeed, our work has already begun. In the year since I was sworn in as Secretary of State, our agencies have significantly increased our efforts in Iraq, Afghanistan and Pakistan; launched strategic initiatives to address food security, global health, and climate change and to promote global engagement; and begun a full-scale review of how we do business as we rebuild our workforces, both at State and USAID. We are committed to ensuring that we spend our resources wisely, make the most of our people's talent, and maximize the impact of every dollar we spend. This budget reflects that commitment.

Our request

We are seeking funding in the amount of $52.8 billion, which breaks down to $16.4 billion for State operations and $36.4 billion for foreign assistance.

The majority of our proposed increase is dedicated to the critical frontline states of Iraq, Afghanistan, and Pakistan, which demand significant and costly attention. They represent a 7.5-percent increase in funding above FY 2010. The remaining growth—a 2.7-percent increase above FY 2010 levels—covers all the rest of our global efforts, as well as our operational infrastructure. The request does not include additional funding that will be required to address the devastating impact of the earthquake in Haiti. We are continuing to assess long-term requirements at this time.

This Congressional Budget Justification (CBJ) serves two other purposes as well: it is the Annual Performance Report for Fiscal Year 2009 and the Annual Performance Plan for Fiscal Year 2011. Both volumes of the CBJ contain performance summaries and have performance information integrated throughout, to support our budget request. The performance data presented herein are complete and reliable in accordance with the guidance from the Office of Management and Budget.

We recognize that, in these tough economic times, it is critical that we hold spending to a minimum. And we have done so. In preparing this budget, our staff found all the savings they could—and then we sent them back to find more. I submit this budget with confidence that it reflects our best efforts to save money while still providing the resources we need to succeed in our efforts around the world.

Let me briefly describe the work this budget will make possible.

Frontline states

Today, nearly seven years since the war in Iraq began, the drawdown of U.S. troops is underway. We are shifting from a military mission to one run by civilians. Accordingly, the work of the State Department and USAID is significantly increasing. This budget request includes a total of $2.6 billion to support U.S. government programs and a staff of over 570 employees in Iraq. Our diplomats are working closely with the Iraqi government to strengthen democratic institutions and ensure that the upcoming elections proceed smoothly and safely.

Our development experts are working to promote economic development, strengthen the agriculture sector that provides the majority of Iraqi citizens with livelihoods, and increase the local and national governments' capacity to provide essential services.

In Afghanistan, our civilian mission is also growing. As we prepare to send 30,000 new troops, we are also tripling the number of civilians on the ground. Our diplomats and developments experts play a critical role in securing the progress made by our military and building a path to stability. Poverty and weak governance have contributed to the instability in Afghanistan; addressing these vulnerabilities is vital to the long-term success of any effort in that country.

Pakistan is also a focus of our civilian efforts, as violent insurgents continue to concentrate their efforts along the border with Afghanistan and launch deadly attacks against the Pakistani people. We seek to support Pakistan's democratic government as it works to stop the violence, strengthen the rule of law, and provide services—especially electricity—to its people. The insurgents' threat will lessen as the government is seen to deliver the building blocks for better lives.

In these frontline states, our country's military efforts have dominated the headlines—but our civilian efforts are of central and growing importance. This budget captures that reality, as well as the significant cost associated with deploying the appropriate staff and providing the security necessary to protect our civilians and to permit them to operate effectively.

Targeted investments

We are shifting our focus toward making targeted investments in a few key areas of convergence—that is, fields that play a central role in the overall prosperity and stability of a country and region.

The first is food security. We have committed to invest at least $3.5 billion over three years in partner countries where agriculture plays a strong role in the economy, where under-nutrition levels are high, and where we see an opportunity for our investments to make an impact. By offering technical support and making strategic investments across the entire food system—from the seeds that farmers plant to the markets where they sell their crops to the homes where people cook and store their food—we can help countries create a ripple effect that extends beyond farming and strengthens the security and prosperity of whole regions.

The second is health. Through our new Global Health Initiative, the United States will invest $63 billion over six years to help fight and prevent infectious disease, reduce child and maternal mortality, and increase family planning and nutrition services. Building upon the historic gains in global health launched by President Bush, this Initiative will expand partner country efforts to strengthen their health systems. By focusing on building capacity along with supporting delivery of services, the U.S. government will help to promote sustainable programs that expand access to quality, integrated health care for more people with our partner countries.

The third is climate change. This global crisis has left its mark on many countries in the form of floods, droughts, and devastating storms, all of which further poverty, foster instability, and hold back progress. As part of our efforts to meet the climate challenge, the United States has committed to provide its fair share of prompt start financing approaching $30 billion over the next three years for mitigation and adaptation. This includes the mobilization of $1 billion between 2010-2012 for programs that will reduce emissions caused by deforestation and other land use activities. The FY 2011 foreign assistance request includes $200 million toward this goal, along with $147 million in multilateral contribution from the Department of Treasury. All told, the Department of State, USAID, and the Department of Treasury are requesting nearly $1.4 billion for core global climate change assistance in FY 2011. That's more than four times the level of assistance in FY 2009 – a reflection of the urgency of and broad support for this effort and a first step in our longer term effort to finance solutions to support necessary international policies and programs to solve climate change.

The fourth is global engagement. In his speech in Cairo in June 2009, President Obama called for a new beginning in the U.S. relationship with the Muslim world. This is critical to our ability to address global challenges in a spirit of understanding, cooperation, and peace. The State Department and USAID are working to realize the President's vision through our foreign assistance efforts. This budget includes seed funding for new programs that expand economic opportunity through job creation and entrepreneurship, foster scientific and technological innovation, empower women, support youth, advance education, and strengthen people-to-people connections.

Through these programs, we seek to get the biggest bang for our buck by catalyzing a self-reinforcing cycle. By investing in our partner countries' long-term progress and supporting plans that they design and take the lead in implementing, we seek to break the cycle of dependence that aid can create.

Rather than delivering services ourselves, we will help countries build their own capacity to deliver services through strong, transparent, accountable institutions.

Putting women front and center is at the core of all of these efforts. Women are critical to advancing social, economic, and political progress. They are also a terrific return on investment: numerous studies have shown that when women receive schooling or the boost of a small loan, they flourish, their children flourish, and so does the greater community.

And, we are abiding by a new focus on results. To keep moving in the right direction, we must measure our progress—not simply by tallying the numbers of programs we run, but the lasting change that those programs help achieve. We must share the proof of our progress with the public and have the courage to rethink our strategies if we fall short.

Rebuilding our workforce

To carry out our work around the world, we need talented, well-trained, committed people. And we have them—but not in sufficient numbers. The global workforce of the State Department and USAID is simply too small for all that we have asked of them. We lack expertise in key areas and, as a result, we've come to rely too heavily on contractors to do our work, often with too little oversight.

The FY 2011 budget keeps USAID on the path toward its goal of doubling the number of foreign service officers; we are requesting resources to add another 200 foreign service officers to our global workforce. At the State Department, we will fill most of the more than 1,000 vacancies worldwide in FY 2010. The funding requested in the FY 2011 budget will help us build towards a 25-percent increase in FSOs from 2008 levels, which we hope to achieve by the end of 2014.

This increase in our staff will provide a greater depth of expertise in key areas at our overseas posts and substantially enhance our language training program—a critical element of our success. This budget will also provide the resources to fully staff the 2,000-member standby element of the Civilian Reserve Corps, to enhance our civilian capacity to respond quickly to crises around the world.

These are challenging times. The State Department and USAID are ready to meet those challenges. Our strategies are designed to help achieve key national priorities while building the foundation for lasting global progress. Our work this

year won't be easy, but it will be worth doing, because it will yield real results for the American people and the people of the world.

We look forward to working with you to make the best use of our nation's resources to help achieve a peaceful and prosperous world.

Hillary Rodham Clinton
Secretary of State

BUDGET SUMMARY

Just as we would never deny ammunition to American troops headed into battle, we cannot send our civilian personnel into the field underequipped. If we don't invest in diplomacy and development, we will end up paying a lot more for conflicts and their consequences. As Secretary Gates has said, diplomacy is an indispensable instrument of national security, as it has been since Franklin, Jefferson, and Adams won foreign support for Washington's army.

Hillary Rodham Clinton
Secretary of State

Overview

The international agenda today is unforgiving – two wars, conflict in the Middle East, terrorism, nuclear proliferation, economic recession, climate change, hunger, pandemic disease, and transnational criminal networks. All of these challenges threaten global stability and progress – all affect America's national security and prosperity. To meet these challenges, the United States must have a full range of foreign policy tools, particularly the indispensable instrument of diplomacy.

The FY 2011 budget request strengthens American diplomacy to defeat the threats, manage the dangers, and seize the opportunities of the 21st century. The request will enable the Department of State to operate in tandem with the Department of Defense across the spectrum of national security activities and advance America's vital interests worldwide.

The request builds capacity with additional hiring to increase the Foreign Service by 25 percent over FY 2008 levels by the end of FY 2014. It also includes the resources to ensure that these personnel are trained for their assignments and that their posts have the operational resources to support them in their mission.

The request extends the successful overseas building program to construct safe and secure diplomatic facilities in the most vulnerable locations, while funding investments in maintenance and rehabilitation of the Department's overseas properties valued at more than $55 billion. The request further develops a coordinated civilian capacity across the U.S. Government to respond rapidly to reconstruction and stabilization crises, with or without the military.

The request increases America's ability to convene and connect, promoting a new era of global engagement based on common interests, shared values, and mutual respect. The requested resources will enhance public diplomacy programs, promote exchanges between U.S. and foreign citizens, and fulfill U.S. membership obligations to international organizations, including support for peacekeeping.

The request reflects the Department's increased level of operations in frontline states, including support for the Administration's regional stabilization strategy in Afghanistan and Pakistan, as well as the transition of Iraq operations. It also funds other policy and management priorities, such as the President's Global Muslim Engagement initiative, major international conferences hosted by the United States, the final phase of implementing Foreign Service Overseas Pay Comparability, and competitive salaries for locally engaged staff supporting U.S. diplomatic and development efforts overseas.

BUDGET SUMMARY

FY 2011 Budget Request

The FY 2011 budget request for all Department of State appropriations totals $16.419 billion. This represents an increase of $819 million over the FY 2010 enacted estimate of $15.600 billion, which includes FY 2009 supplemental funding of $465 million provided for FY 2010 requirements. The request will enable the Department to:

Expand American Diplomatic Capacity

The request will add a total of 599 positions funded from annual appropriations. The total includes 410 Foreign Service officers, nearly 75 percent of whom will fill positions overseas, as well as 189 Civil Service personnel required in key domestic foreign policy and intelligence positions. The total includes 28 positions dedicated to public diplomacy and 48 security positions, including positions for Afghanistan and Pakistan. An additional 20 positions, all overseas, will be created through fee-generated revenue to support the U.S. Border Security Program.

The request includes $1.682 billion to support construction and necessary maintenance of safe and secure overseas facilities, including Capital Security Cost Sharing Program. These funds will allow the Department to replace diplomatic facilities at the most vulnerable locations and establish a more effective long-range plan to maintain, prevent deterioration, and lengthen the life of U.S. overseas assets.

Develop Civilian Capacity to Respond to Crises

The request provides $184 million to continue to build interagency readiness and surge capability through the Civilian Stabilization Initiative (CSI). CSI offers the U.S. Government the means to coordinate a civilian-led interagency response to assist and deal with failed and failing states and other stabilization and reconstruction crises. It pulls together resources and planning expertise from across the government, while increasing the ability to recruit and train highly qualified civilians who can deploy on short notice to address threats to national security before they become full-blown crises.

Support Critical Missions in Iraq, Afghanistan, and Pakistan

The request provides a total of $1.854 billion to sustain operations of the U.S. Mission in Iraq and support transition of Department of Defense activities to civilian agencies. Of these funds $1.787 billion will support Mission operations, logistic support, information technology, operations of the Provincial Reconstruction Teams, and overall security requirements. The remaining funds provide for exchange programs, lease costs in Baghdad, and the Special Inspector General for Iraq Reconstruction. Funding of $754 million is requested for operations in Afghanistan (not including security), supporting approximately 1,500 civilian staff in Kabul and the provinces and public diplomacy programs. An additional $102 million is required for similar operational support for diplomatic activities in Pakistan. Funding for Afghanistan and Pakistan includes the second-year costs for staff initially funded through the proposed FY 2010 supplemental.

Engage through Public Diplomacy

The request provides $568 million for the Department's worldwide public diplomacy activities and $633 million for educational and cultural exchange programs. The funding will support efforts to reach foreign audiences, advocate U.S. policy, and win understanding for American positions. Resources will

provide for enhanced technology and the timely evaluation of results achieved through public diplomacy. Exchanges – the Department's most effective public diplomacy activity – will continue to create opportunities to engage, educate, and empower. Exchange programs will support the President's Global Muslim Engagement initiative, focusing on high-priority countries such as Afghanistan, Pakistan, Iraq, and Indonesia.

Build International Partnerships

The request provides $3.778 billion to support U.S. participation in international organizations and international peacekeeping. Funding of $1.595 billion is required to pay U.S. membership obligations to international organizations, including the projected assessment for the newly-created International Renewable Energy Agency. Working through these organizations the United States will be able to build partnerships and solve problems that no nation can solve on its own. Funding of $2.182 billion is required to pay the U.S. share of expenses for UN peacekeeping missions around the world. These missions reduce the pressure and personnel commitment on U.S. military forces and assist in ending conflicts, restoring peace, and strengthening regional stability.

Budget Request Details

The following sections of this volume detail the FY 2011 budget request for all Department of State appropriations. The sections include specific resource requirements for the programs, activities, and management initiatives highlighted above.

This page intentionally left blank.

THE PERFORMANCE BUDGET

Overview: Linking Resources to Foreign Affairs Outcomes

The State Operations FY 2011 budget request supports the achievement of the Department of State's Strategic Goals and U.S. foreign policy priorities. This budget request, together with the Foreign Operations Congressional Budget Justification (CBJ), serves as the Department's FY 2011 Performance Plan and FY 2009 Performance Report. The Department continues to strengthen its stewardship of public funds and its commitment to demonstrating how resources support foreign affairs outcomes.

This year, the budget justification features a "Performance Overview and Analysis" section (see table of contents) that presents an overview of the Department's performance and resources allocated toward its Strategic Goals in support of the President's foreign policy priorities. The performance section summarizes and analyzes relevant performance information from 70 indicators featured throughout the CBJ. More information on how the Department selected its indicators is provided in the performance section.

Key takeaways analyzed within the "Performance Overview and Analysis" section include:

- The FY 2011 State Operations request allocated to the Department's Strategic Goals, including fee-based accounts, increased from $16.8 billion enacted in FY 2010 to $18.9 billion, an increase of 13 percent. The performance section presents the Department's FY 2011 budget request for State Operations and performance ratings for each Strategic Goal.
- In FY 2008 and FY 2009, the Department began a two-year transition to focus more on outcome-oriented indicators that measure long-term changes. Under the new set of indicators, the Department met or exceeded targets for 67 percent of indicators for which ratings are currently available in FY 2009, from 69 percent in FY 2008.
- The largest proportions of the FY 2011 request support *Strategic Goal 1: Achieving Peace and Security* and *Strategic Goal 7: Strengthening Consular and Management Capabilities*, which together account for over three-quarters of the Department's FY 2011 State Operations request.

Performance Trends and Analysis

Within this budget justification submission, performance and budget trends are analyzed for seven Strategic Goals and 39 Strategic Priorities outlined in the Department's Strategic Plan. The "Performance Overview and Analysis" presents representative indicators for the five Strategic Goals that represent the majority of the State Operations budget. *Strategic Goal 3: Investing in People* and *Strategic Goal 5: Providing Humanitarian Assistance* are mainly supported by Foreign Assistance funding and are addressed in the Foreign Operations volume of the CBJ. For further information on the FY 2007-2012 Department of State and USAID Strategic Plan, please go to: http://www.state.gov/s/d/rm/rls/dosstrat/2007.

While the performance section shows performance ratings for 70 performance indicators, it also provides in-depth analysis on 10 illustrative indicators that link directly to major budget or policy priorities. Highlighting illustrative indicators and trends is a new effort in the FY 2011 CBJ. Through this effort, the Department aims to paint a more informative picture of the outcomes it expects to achieve as a result of U.S. investments in promoting global security and prosperity.

Key performance trends analyzed further within the "Performance Overview and Analysis" section include:

- In the FY 2011 request, the Department allocates the majority of its *Strategic Goal 1: Achieving Peace and Security* resources toward Conflict Prevention (64 percent) and Counterterrorism (12 percent). The performance section examines trends in performance ratings for peacekeeping in Africa and Near East Asia as well as efforts to curb the financing of terrorist networks.
- Combating corruption, strengthening democracy through civil society organizations, and encouraging nations to be democratic and responsible members of the world community are key long-term foreign policy objectives in *Strategic Goal 2: Governing Justly and Democratically*. The performance section analyzes global trends in human rights and good governance for non-democratic countries and countries in transition.
- Under *Strategic Goal 4: Promoting Economic Growth and Prosperity,* economic diplomacy supports U.S. energy security, global competiveness, and international cooperation on the environment. Illustrative indicators analyzed within the performance section indicate positive trends in non-petroleum energy use and a recent decline in trade between the U.S. and sub-Saharan Africa. Other indicators included within the CBJ highlight trends in energy consumption per capita in major economies and progress toward an international agreement on climate change.
- Under *Strategic Goal 6: Promoting International Understanding,* trend data suggest a strong correlation between participation in U.S. government-sponsored educational and cultural exchange programs and an increase in participants' understanding and favorable views toward the United States. This underscores the importance of maintaining and leveraging an active alumni network of exchange participants that have benefited from a positive experience with the United States.
- In the FY 2011 request, the Department allocates almost half of its *Strategic Goal 7: Strengthening Consular and Management Capabilities* resources toward Facilities (20 percent) and Security (27 percent). The performance section examines trends in the length of time to complete security clearances and the number of USG personnel overseas moved to more secure locations.

U.S. Department of State and USAID High Priority Performance Goals

The Department of State and USAID have made great strides to develop relevant, measurable, outcome indicators of performance, and to assess progress against prior year performance through trend data. As part of the FY 2011 Performance Budget and Annual Performance Plan, the Department and USAID identified a limited number of joint high priority performance goals that reflect both agencies' high priorities and will be a particular focus for the two agencies from now through FY 2011. These goals are a subset of those used to regularly monitor and report performance against our joint strategic plan. To view the full set of performance information please visit: www.state.gov and www.usaid.gov.

- Afghanistan and Pakistan: Strengthen the host country capacity to effectively provide services to citizens and enhance the long-term sustainability of development efforts by increasing the number of local implementers (government and private) that can achieve a clean audit to clear them to manage civilian assistance funds.
- Iraq: Helping the Iraqi people continue to build a sovereign, stable, and self-reliant country as the United States transitions from military to civilian responsibility in Iraq, measured by improvements in security, political, and economic metrics.
- Global Health: By 2011, countries receiving health assistance will better address priority health needs of women and children, with progress measured by USG and UNICEF-collected data and indicators. Longer term by 2015, the Global Health Initiative aims to reduce mortality of mothers and children under five, saving millions of lives, avert millions of unintended pregnancies, prevent millions of new HIV infections, and eliminate some neglected tropical diseases.

- Climate Change: By the end of FY 2011, U.S. assistance will have supported the establishment of at least 20 work programs to develop Low-Carbon Development Strategies (LCDS) that contain measurable, reportable, and verifiable actions. This effort will lay the groundwork for at least 30 completed LCDS by the end of FY 2013 and meaningful reductions in national emissions trajectories through 2020.
- Food Security: By 2011, up to 5 countries will demonstrate the necessary political commitment and implementation capacities to effectively launch the implementation of comprehensive food security plans that will track progress towards the country's Millennium Development Goal (MDG1) to halve poverty and hunger by FY 2015.
- Democracy and Good Governance: Facilitate transparent, participatory, and accountable governance in 23 priority emerging and consolidating democracies by providing training assistance to 120,000 rule of law professionals, civil society leaders, democratically elected officials, journalists, and election observers over the 24-month period of October 1, 2009 through September 30, 2011.
- Global Security – Nuclear Nonproliferation: Improve global controls to prevent the spread of nuclear weapons and enable the secure, peaceful use of nuclear energy.
- Management – Building Civilian Capacity: Strengthen the civilian capacity of the State Department and USAID to conduct diplomacy and development activities in support of the Nation's foreign policy goals by strategic management of personnel, effective skills training, and targeted hiring.

Evaluations of Diplomatic, Management, and Consular Programs

The Department of State has long recognized that rigorous, independent program evaluations are a key resource in determining whether government programs are achieving their intended outcomes to the extent possible and at the lowest possible cost. With the establishment of an interagency body in 2008 that collaborates on evaluation activities, a discussion series to promote the sharing of best practices and lessons learned, and an annual conference on program evaluation, the Department has been working on a number of fronts to ensure that rigorous program evaluation is a crucial component of executing U.S. foreign policy and to demonstrate the agency's commitment to designing and implementing effective programs and achieving meaningful results. Details on evaluations conducted in FY 2009 at the Department of State are highlighted in the "Performance Overview and Analysis" section.

SUMMARY OF APPROPRIATIONS

($ in thousands)

	FY 2009 Actual	FY 2010 Enacted	FY 2011 Request	Increase / Decrease
Administration of Foreign Affairs	**10,932,781**	**11,024,449**	**12,377,418**	**1,352,969**
State Programs	7,476,108	8,366,000	9,689,321	1,323,321
Diplomatic and Consular Programs	7,153,108	8,227,000	9,545,221	1,318,221
Ongoing Operations (1)	5,811,350	6,640,786	7,984,521	1,343,735
Worldwide Security Protection (2)	1,341,758	1,586,214	1,560,700	(25,514)
Capital Investment Fund (3)	323,000	139,000	144,100	5,100
Embassy Security, Construction, and Maintenance	2,669,369	1,724,150	1,681,500	(42,650)
Ongoing Operations	801,344	876,850	857,300	(19,550)
Worldwide Security Upgrades (4)	1,868,025	847,300	824,200	(23,100)
Other Administration of Foreign Affairs	787,304	934,299	1,006,597	72,298
Civilian Stabilization Initiative	45,000	120,000	184,000	64,000
Office of Inspector General (5) (6) (7)	121,122	102,000	120,152	18,152
Educational and Cultural Exchange Programs	538,000	635,000	633,200	(1,800)
Representation Allowances	8,175	8,175	8,175	0
Protection of Foreign Missions and Officials	22,814	28,000	27,200	(800)
Emergencies in the Diplomatic and Consular Service (8)	29,000	10,000	11,000	1,000
Buying Power Maintenance Account	5,000	8,500	0	(8,500)
Repatriation Loans Program Account	1,353	1,450	1,450	0
Payment to the American Institute in Taiwan	16,840	21,174	21,420	246
Foreign Service Retirement and Disability Fund (Mandatory, non-add) (9)	*157,100*	*158,900*	*158,900*	*0*
International Organizations	**3,992,900**	**3,807,500**	**3,777,730**	**(29,770)**
Contributions to International Organizations (10)	1,604,400	1,682,500	1,595,430	(87,070)
Contributions for international Peacekeeping Activities (11)	2,388,500	2,125,000	2,182,300	57,300
Related Programs	**153,552**	**161,750**	**133,805**	**(27,945)**
The Asia Foundation	16,000	19,000	15,690	(3,310)
Center for Middle Eastern-Western Dialogue	875	875	840	(35)
Eisenhower Exchange Fellowship Program	500	500	500	0
Israeli Arab Scholarship Program	177	375	375	0
East-West Center	21,000	23,000	11,400	(11,600)
National Endowment for Democracy	115,000	118,000	105,000	(13,000)
Subtotal, Department of State Function 150 (International Affairs)	**15,079,233**	**14,993,699**	**16,288,953**	**1,295,254**

SUMMARY OF APPROPRIATIONS

	FY 2009 Actual	FY 2010 Enacted	FY 2011 Request	Increase / Decrease
International Commissions	**337,080**	**142,834**	**130,286**	**(12,548)**
International Boundary and Water Commission - S&E (12)	32,455	33,000	47,431	14,431
International Boundary and Water Commission - Construction (13)	263,051	43,250	26,900	(16,350)
American Sections	11,649	12,608	12,355	(253)
International Joint Commission	7,559	8,000	7,631	(369)
International Boundary Commission	1,970	2,359	2,422	63
Border Environment Cooperation Commission	2,120	2,249	2,302	53
International Fisheries Commissions	29,925	53,976	43,600	(10,376)
Subtotal, Department of State Function 300 (Natural Resources and Environment)	**337,080**	**142,834**	**130,286**	**(12,548)**
Total, Department of State Functions 150 and 300	**15,416,313**	**15,136,533**	**16,419,239**	**1,282,706**

(1) FY 2009 Actual includes $626.5 million in bridge funding provided by the Supplemental Appropriations Act, 2008 (P.L. 110-252). It also includes $713.9 million provided by the Supplemental Appropriations Act, 2009 (P.L. 111-32), net of $137.6 million transferred to other U.S. departments or agencies for U.S. operations in and assistance for Afghanistan. Of the remaining total provided by that act, $361.0 million is forward funding for FY 2010 requirements. FY 2009 Actual further includes $90.0 million provided by the American Recovery and Reinvestment Act of 2009 (P.L. 111-5).

(2) FY 2009 Actual includes $78.4 million in bridge funding provided by the Supplemental Appropriations Act, 2008 (P.L. 110-252) and $146.4 million provided by the Supplemental Appropriations Act, 2009 (P.L. 111-32), of which $13.4 million is forward funding for FY 2010 requirements.

(3) FY 2009 Actual includes $252.0 million provided by the American Recovery and Reinvestment Act of 2009 (P.L. 111-5), net of $38.0 million transferred to the United States Agency for International Development.

(4) FY 2009 Actual includes $135.2 million for construction of overseas facilities for the United States Agency for International Development as provided by the Omnibus Appropriations Act, 2009 (P.L. 111-8). FY 2009 Actual also includes $41.3 million in bridge funding provided by the Supplemental Appropriations Act, 2008 (P.L. 110-252) and $921.5 million provided by the Supplemental Appropriations Act, 2009 (P.L. 111-32), of which $90.9 million is forward funding for FY 2010 requirements.

(5) FY 2009 Actual includes $57.0 million in bridge funding provided by the Supplemental Appropriations Act, 2008 (P.L. 110-252), of which $36.5 million was transferred to the Special Inspector General for Iraq Reconstruction and $5.0 million was for the Special Inspector General for Afghanistan Reconstruction. FY 2009 Actual also includes $24.1 million provided by the Supplemental Appropriations Act, 2009 (P.L. 111-32), of which $7.2 million was for the Special Inspector General for Afghanistan Reconstruction and $7.0 million was transferred to the Special Inspector General for Iraq Reconstruction as forward funding for FY 2010 requirements, as well as $1.0 million transferred from the Economic Support Fund appropriation provided in the Act. FY 2009 Actual further includes $2.0 million provided by the American Recovery and Reinvestment Act of 2009 (P.L. 111-5).

(6) FY 2010 Enacted includes $2.0 million transferred from the Economic Support Fund to OIG, $23.0 million for the Special Inspector General for Afghanistan Reconstruction, and $23.0 million for the Special Inspector General for Iraq Reconstruction as provided by the Consolidated Appropriations Act, 2010 (P.L. 111-117).

(7) FY 2011 Request includes $35.3 million for the Special Inspector General for Afghanistan Reconstruction and $22.1 million for the Special Inspector General for Iraq Reconstruction.

(8) FY 2009 Actual includes $20.0 million in FY 2008 unobligated balances transferred from Diplomatic and Consular Programs as provided by the Department of State, Foreign Operations, and Related Programs Appropriations Act, 2008 (P.L. 110-161).

(9) FY 2009 Actual, FY 2010 Enacted, and FY 2011 Request include mandatory funding for both the Department of State and the United States Agency for International Development.

(10) FY 2009 Actual includes $75.0 million in bridge funding provided by the Supplemental Appropriations Act, 2008 (P.L. 110-252).

(11) FY 2009 Actual includes $150.5 million in bridge funding provided by the Supplemental Appropriations Act, 2008 (P.L. 110-252) and $721.0 million provided by the Supplemental Appropriations Act, 2009 (P.L. 111-32).

(12) FY 2009 Actual includes $0.2 million provided by the American Recovery and Reinvestment Act (P.L. 111-5) and transferred from International Boundary and Water Commission - Construction.

(13) FY 2009 Actual includes $219.8 million provided by the American Recovery and Reinvestment Act (P.L. 111-5), net of $0.2 million transferred to International Boundary and Water Commission - Salaries and Expenses.

SUPPLEMENTAL APPROPRIATIONS

($ in thousands)

($ in thousands)	FY 2009 Bridge (1)	FY 2009 Supp (2)	FY 2009 ARRA (3)	FY 2010 Supp Request
Administration of Foreign Affairs	**803,200**	**1,943,512**	**344,000**	**1,824,000**
Diplomatic and Consular Programs	704,900	997,890	90,000	1,807,000
Ongoing Operations (4)	626,500	851,532	90,000	1,807,000
Worldwide Security Protection (5)	78,400	146,358	0	0
Capital Investment Fund (6)	0	0	252,000	0
Embassy Security, Construction, and Maintenance (7)	41,300	921,500	0	0
Office of Inspector General (8)	57,000	24,122	2,000	17,000
International Organizations	**225,500**	**721,000**	**0**	**0**
Contributions to International Organizations	75,000	0		
Contributions for International Peacekeeping Activities	150,500	721,000		
International Commissions	**0**	**0**	**220,000**	**0**
International Boundary and Water Commission - Salaries and Expenses (9)			198	
International Boundary and Water Commission - Construction (9)			219,802	
Total, Department of State	**1,028,700**	**2,664,512**	**564,000**	**1,824,000**

(1) Supplemental Appropriations Act, 2008 (P.L. 110-252), Title I, Chapter 4, Subchapter 4B.

(2) Supplemental Appropriations Act, 2009 (P.L. 111-32).

(3) American Recovery and Reinvestment Act of 2009 (P.L. 111-5).

(4) Of the $851.5 million total provided by the Supplemental Appropriations Act, 2009 (P.L. 111-32), $137.6 million was transferred to other U.S. departments or agencies for operations in Afghanistan. Of the remaining supplemental funding, $361.0 million is forward funding for FY 2010 requirements.

(5) Of the $146.4 million provided by the Supplemental Appropriations Act, 2009 (P.L. 111-32), $13.375 million was forward funding for FY 2010 requirements.

(6) Of the $290.0 million total provided by the American Recovery and Reinvestment Act (P.L. 111-5), $38.0 million was transferred to the United States Agency for International Development.

(7) Of the $921.5 million provided by the Supplemental Appropriations Act, 2009 (P.L. 111-32), $90.9 million was forward funding for FY 2010 requirements.

(8) Of the $57.0 million in bridge funding provided by the Supplemental Appropriations Act, 2008 (P.L. 110-252), $36.5 million was transferred to the Special Inspector General for Iraq Reconstruction and $5.0 million was for the Special Inspector General for Afghanistan Reconstruction. Of the funding provided by the Supplemental Appropriations Act, 2009 (P.L. 111-32), $7.2 million was for the Special Inspector General for Afghanistan Reconstruction and $7.0 million was transferred to the Special Inspector General for Iraq Reconstruction as forward funding for FY 2010 requirements.

(9) Of the $220.0 million total provided by the American Recovery and Reinvestment Act (P.L. 111-5) for International Boundary and Water Commission - Construction, $0.2 million was transferred to International Boundary and Water Commission - Salaries and Expenses.

SUMMARY OF DIRECT FUNDED POSITIONS

Appropriations	FY 2009 Actual	FY 2010 Enacted	FY 2011 Request	Increase / Decrease
Administration of Foreign Affairs	**16,577**	**17,762**	**18,361**	**599**
State Programs	14,581	15,737	16,313	576
Diplomatic and Consular Programs	14,581	15,737	16,313	576
Ongoing Operations	13,023	13,835	14,363	528
Worldwide Security Protection	1,558	1,902	1,950	48
Embassy Security, Construction and Maintenance	946	946	946	0
Other Administration of Foreign Affairs	1,050	1,079	1,102	23
Civilian Stabilization Initiative	351	351	365	14
Office of the Inspector General	318	318	318	0
Educational And Cultural Exchange Programs	381	410	419	9
International Commissions	**345**	**345**	**345**	**0**
International Boundary and Water Commission - S&E	295	295	295	0
International Boundary and Water Commission - Construction	18	18	18	0
American Sections	32	32	32	0
International Joint Commission	24	24	24	0
International Boundary Commission	8	8	8	0
State Appropriations Act	**16,922**	**18,107**	**18,706**	**599**

Staffing table includes U.S.-direct hire positions funded by State Department appropriations; does not include Foreign Service National (FSN) and Border Security Program (BSP) fee-funded positions.

Increase In Foreign Service and Civil Service Positions

	FY 2010 Enacted			FY 2011 Request		
	Foreign Service	Civil Service	Subtotal	Foreign Service	Civil Service	Subtotal
Diplomatic and Consular Programs						
Ongoing Operations	636	166	802	369	159	528
Worldwide Security Protection	126	108	234	39	9	48
Civilian Stabilization Initiative	0	0	0	0	14	14
Educational and Cultural Exchange Program	2	27	29	2	7	9
State Total	764	301	1,065	410	189	599

Staffing table includes U.S.-direct hire positions funded by State Department appropriations; does not include Foreign Service National (FSN) and Border Security Program (BSP) fee-funded positions

DEPARTMENT OF STATE APPROPRIATIONS - TEN-YEAR HISTORY

(Including Supplemental Funding – $ in thousands)

Appropriations	FY 2002 Actual	FY 2003 Actual	FY 2004 Actual	FY 2005 Actual	FY 2006 Actual	FY 2007 Actual	FY 2008 Actual	FY 2009 Actual	FY 2010 Enacted	FY 2011 Request
Administration of Foreign Affairs										
State Programs										
Diplomatic & Consular Programs - Ongoing Operations	3,245,427	3,328,750	4,331,530	4,256,316	4,961,443	4,423,164	5,639,449	5,811,350	6,640,786	7,984,521
D&CP - Worldwide Security Protection	535,635	559,405	639,896	649,904	730,816	778,449	1,178,938	1,341,758	1,586,214	1,560,700
	-	-		-	-	-	-	-	-	-
Worldwide IT Infrastructure	-	-	39,579	-	-	-	-	-	-	-
Subtotal, Diplomatic & Consular Programs	*3,781,062*	*3,888,155*	*5,011,005*	*4,906,220*	*5,692,259*	*5,201,613*	*6,818,387*	*7,153,108*	*8,227,000*	*9,545,221*
Capital Investment Fund	210,500	182,119	79,158	51,452	58,143	58,143	59,575	323,000	139,000	144,100
	-	-	-			-	-	-	-	-
Centralized IT Modernization Program	-	-	-	76,811	68,482	-	-	-	-	-
Subtotal, State Programs	3,991,562	4,070,274	5,090,163	5,034,483	5,818,884	5,259,756	6,877,962	7,476,108	8,366,000	9,689,321
Embassy Security, Construction & Maintenance										
Ongoing Operations	458,000	654,694	588,323	603,510	591,153	592,277	755,050	801,344	876,850	857,300
	-	-	-		-	-	-	-	-	-
Supplemental	-	-	-	592,000	-	-	-	-	-	-
Worldwide Security Upgrades/Security Construction	865,516	604,594	753,388	774,831	799,852	799,852	638,810	1,868,025	847,300	824,200
								-	-	
Compound Security/Support Costs	193,810	145,499	98,948	125,303	98,722	98,723	108,414	-	-	
Subtotal, Embassy Security, Construction & Maintenance	1,517,326	1,404,787	1,440,659	2,095,644	1,489,727	1,490,852	1,502,274	2,669,369	1,724,150	1,681,500
	-	-	-	-	-	-	-			
Civilian Stabilization Initiative	-	-	-	-	-	-	-	45,000	120,000	184,000
Office of Inspector General	29,000	29,074	31,369	30,028	30,945	31,414	52,233	121,122	102,000	120,152
Educational & Cultural Exchange Programs	247,000	243,712	316,633	355,932	431,275	465,671	501,347	538,000	635,000	633,200
Representation Allowances	6,485	6,443	8,905	8,525	8,175	8,175	8,109	8,175	8,175	8,175
Protection of Foreign Missions & Officials	9,400	10,929	75,395	9,762	9,270	9,270	22,814	22,814	28,000	27,200
Emergencies in the Diplomatic & Consular Service	16,500	42,208	32,366	877	43,872	13,440	8,927	29,000	10,000	11,000
	-	-	-	-	-	-	-			-
Buying Power Maintenance Account	-	-	-	-	-	-	-	5,000	8,500	-
Repatriation Loans Program Account	1,219	1,461	1,326	1,313	1,302	1,302	1,275	1,353	1,450	1,450
Payment to the American Institute in Taiwan	17,044	18,330	18,584	19,222	19,499	15,826	16,219	16,840	21,174	21,420
Foreign Service Retirement & Disability Fund (Mandatory, non-add)	*135,629*	*138,200*	*134,979*	*132,600*	*131,700*	*126,400*	*158,900*	*157,100*	*158,900*	*158,900*
Subtotal, Administration of Foreign Affairs	**5,835,536**	**5,827,218**	**7,015,400**	**7,555,786**	**7,852,949**	**7,295,706**	**8,991,160**	**10,932,781**	**11,024,449**	**12,377,418**

DEPARTMENT OF STATE APPROPRIATIONS - TEN-YEAR HISTORY

(Including Supplemental Funding – $ in thousands)

International Organizations										
Contributions to International Organizations	899,206	893,837	999,830	1,166,212	1,151,317	1,201,317	1,409,429	1,604,400	1,682,500	1,595,430
Contributions for International Peacekeeping Activities	824,967	635,865	695,056	1,113,455	1,152,075	1,418,275	2,064,225	2,388,500	2,125,000	2,182,300
Subtotal, International Organizations	**1,724,173**	**1,529,702**	**1,694,886**	**2,279,667**	**2,303,392**	**2,619,592**	**3,473,654**	**3,992,900**	**3,807,500**	**3,777,730**
Related Programs										
The Asia Foundation	9,250	10,376	12,863	12,826	13,821	13,821	15,374	16,000	19,000	15,690
Center for Middle Eastern-Western Dialogue - Trust Fund	-	-	6,679	6,660	4,936	-	-	-	-	-
Center for Middle Eastern-Western Dialogue - Program	-	-	247	622	740	740	868	875	875	840
Eisenhower Exchange Fellowship Program	500	497	495	493	494	494	496	500	500	500
Israeli Arab Scholarship Program	375	373	371	370	370	370	372	177	375	375
East-West Center	14,000	17,883	17,692	19,240	18,994	18,994	19,342	21,000	23,000	11,400
National Endowment for Democracy	33,500	41,727	39,579	59,199	74,042	74,042	-	115,000	118,000	105,000
Subtotal, Related Programs	**57,625**	**70,856**	**77,926**	**99,410**	**113,397**	**108,461**	**36,452**	**153,552**	**161,750**	**133,805**
Subtotal, Department of State Function 150	**7,617,334**	**7,427,776**	**8,788,212**	**9,934,863**	**10,269,738**	**10,023,759**	**12,501,266**	**15,079,233**	**14,993,699**	**16,288,953**
International Commissions (Function 300)										
International Boundary & Water Commission - Salaries & Expenses	24,705	25,316	25,726	26,880	27,642	28,368	30,184	32,455	33,000	47,431
International Boundary & Water Commission - Construction	5,450	5,415	3,514	5,239	5,232	5,232	125,209	263,051	43,250	26,900
American Sections	9,911	9,410	8,850	9,466	9,911	9,962	10,851	11,649	12,608	12,355
International Joint Commission	6,882	6,205	5,491	6,214	6,417	6,450	7,131	7,559	8,000	7,631
International Boundary Commission	2,040	1,136	1,248	1,231	1,411	1,418	1,518	1,970	2,359	2,422
Border Environment Cooperation Commission	989	2,069	2,111	2,021	2,083	2,094	2,202	2,120	2,249	2,302
International Fisheries Commissions	20,480	17,589	19,097	21,688	23,693	23,693	26,312	29,925	53,976	43,600
Subtotal, International Commissions (Function 300)	**60,546**	**57,730**	**57,187**	**63,273**	**66,478**	**67,255**	**192,556**	**337,080**	**142,834**	**130,286**
TOTAL, DEPARTMENT OF STATE APPROPRIATIONS	**7,677,880**	**7,485,506**	**8,845,399**	**9,998,136**	**10,336,216**	**10,091,014**	**12,693,822**	**15,416,313**	**15,136,533**	**16,419,239**

PUBLIC DIPLOMACY RESOURCE SUMMARY

($ in thousands)

	FY 2009 Actual				FY 2010 Enacted				FY 2011 Request			
	Positions	American Salaries	Bureau Managed	Total	Positions	American Salaries	Bureau Managed	Total	Positions	American Salaries	Bureau Managed	Total
Diplomatic and Consular Programs												
Regional Bureaus	2,390	95,104	205,383	300,487	2,390	98,760	240,966	339,726	2,410	101,988	279,120	381,108
Bureau of International Information Programs	263	29,776	35,942	65,718	263	30,635	50,198	80,833	269	31,640	65,484	97,124
Functional Bureaus	39	5,757	20,606	26,363	39	6,280	23,156	29,436	39	6,886	58,618	65,504
Payment - FSNSLTF			2,238	2,238			5,472	5,472			5,773	5,773
FY 2009 Supplemental (1)	10	500	6220	6,720								
Central Program Increases	-	-			20	2,400	62,008	64,408	22	1,840	16,221	18,061
Total, Public Diplomacy	2,702	131,137	270,389	401,526	2,712	138,075	381,800	519,875	2,740	142,354	425,216	567,570
Sect. 810 USIEE Act Fees	-	-	6,326	6,326	-	-	11,000	11,000	-	-	11,000	11,000
Representation Allowances	-	-	1,858	1,858	-	-	1,961	1,961	-	-	1,961	1,961
Educational and Cultural Exchanges	381	54,877	483,123	538,000	410	60,581	574,419	635,000	419	64,172	569,028	633,200
National Endowment for Democracy	-	-	115,000	115,000	-	-	118,000	118,000	-	-	105,000	105,000
East West Center	-	-	21,000	21,000	-	-	23,000	23,000	-	-	11,400	11,400
Eisenhower Exchange Fellowship Program	-	-	500	500	-	-	500	500	-	-	500	500
Israeli Arab Scholarship Program	-	-	177	177	-	-	375	375	-	-	375	375
Total, Public Diplomacy	3,083	186,014	898,373	1,084,387	3,122	198,656	1,111,055	1,309,711	3,159	206,526	1,124,480	1,331,006

(1) Actual FY 2009 includes $6.7 million provided by the Supplemental Appropriations Act, 2009 (P.L. 111-32).

This page intentionally left blank.

DEPARTMENT OF STATE FEE COLLECTIONS

Overview

Like other U.S. Government agencies, the Department of State has the authority to charge user fees pursuant to 31 U.S.C. 9701. The Department also has specific statutory authority to charge certain consular fees (8 U.S.C. 1351; 22 U.S.C. 214, 4201, 4215, 4219, 4223, 4225), as well as certain other fees – for example, fees for the use of the National Foreign Affairs Training Center authorized in section 53 of the State Department Basic Authorities Act of 1956 (22 U.S.C. 2725). While certain of these fees are required to be deposited into miscellaneous receipts, a number of fee authorities specifically permit the Department to charge and retain the fees collected. The following section cites the authority for major fee collections that are retained by the Department and notes the use of each fee.

Fee Collections by Bureau

Bureau of Consular Affairs

Machine Readable Visa Fees
Section 140 of the Foreign Relations Authorization Act, Fiscal Years 1994 and 1995 (P.L. 103-236), as amended, authorizes the Department to charge a fee for processing machine readable non-immigrant visas and to deposit such fees as offsetting collections to any Department appropriation to recover the costs of providing consular services. These fees finance much of the Department's Border Security Program.

Expedited Passport Fees
The Departments of Commerce, Justice, and State, the Judiciary, and Related Agencies Appropriations Act, 1995 (P.L. 103-317) authorizes the Department to charge and retain a fee for expedited passport services, to be deposited as an offsetting collection. These fee receipts are dedicated to information technology programs.

Passport Security Surcharge and Immigrant Visa Security Surcharge
The Departments of Commerce, Justice, and State, the Judiciary, and Related Agencies Appropriations Act, 2005 (P.L. 108-447) authorizes the Department to charge and retain surcharges related to consular services in support of enhanced border security. These fees finance a significant portion of the Department's Border Security Program.

H–1B and L Fraud Prevention and Detection Fee
Section 426 of the Consolidated Appropriations Act, 2005 (P. L. 108-447) authorizes one-third of fees collected for H-1B and L applications to be available to the Department of State for fraud prevention and detection activities. Section 402 of the Emergency Supplemental Appropriations Act for Defense, the Global War on Terrorism and Tsunami Relief (Public Law 109-13) expands the program to cover H-2B visas. These fees finance fraud prevention components of the Department's Border Security Program.

Western Hemisphere Travel Initiative Surcharge
The Passport Services Enhancement Act of 2005 (P.L. 109-167) authorizes the Department to charge a fee to cover the Department's costs of meeting increased demand for passports as a result of the implementation of the Western Hemisphere Travel Initiative. This program implements Section 7209 of the Intelligence Reform and Terrorism Prevention Act of 2004 (IRTPA) which mandates that the Secretary of Homeland Security, in consultation with the Secretary of State, develop and implement a plan to require U.S. citizens and certain non-U.S. citizens to present a passport or other secure documentation proving identity and citizenship when entering the United States.

DEPARTMENT OF STATE FEE COLLECTIONS

Diversity Visa Fees
Section 636 of the Illegal Immigration Reform and Immigrant Responsibility Act of 1996 (P.L. 104-208) provides that the Department of State may collect and retain a fee that ensures the recovery of the cost to the Department of allocating and processing applications for visas to be issued under the Diversity Lottery Program. These fee collections are available until expended to provide consular services and are deposited as an offsetting collection.

Affidavit of Support Fees
Section 232 of the Admiral James W. Nance and Meg Donovan Foreign Relations Authorization Act, 2000 and 2001 (P.L. 106-113), as amended, authorizes the Department to charge and retain fees relating to affidavits of support required under section 213A of the Immigration and Nationality Act. These fee collections are available until expended and are deposited as an offsetting collection to recover the cost of providing consular services.

Other Consular Fees
The budget request includes expanded legal authority that would allow the Department to retain all user fees collected from the provision of consular services for FY 2011 and all future years to cover the full cost of immigration, passport, and other consular services. This revenue would offset existing costs for supporting consular activities.

Bureau of Political-Military Affairs

Defense Trade Control Fees
Registration fees are charged by the Office of Defense Trade Controls in accordance with Section 45 of the State Department Basic Authorities Act of 1956 (22 U.S.C. 2717) and are available without fiscal year limitation for specified expenses related to Defense Trade Control licensing, compliance, and enforcement activities.

Bureau of Economic, Energy, and Business Affairs

Commercial Services Fees
Section 52 of the State Department Basic Authorities Act of 1956 (22 U.S.C. 2724) authorizes the Department to collect certain fees to recover the cost of providing commercial services at posts abroad in countries where the Department of Commerce does not perform commercial services. These fees are available until September 30 of the fiscal year following the fiscal year in which the funds were deposited.

Bureau of Educational and Cultural Affairs and Bureau of International Information Programs

Information and Educational Exchange Fees
As authorized by section 810 of the United States Information and Educational Exchange Act (22 U.S.C. 1475e) and pursuant to annual appropriations, fees or other payments received are available until expended from the following:

- English Teaching Program
- Library Program
- Publication Program
- Book Program
- Student Advising Program
- Exchange Visitor Services
- Nouveaux Horizons
- Arabic Books

DEPARTMENT OF STATE FEE COLLECTIONS

Foreign Service Institute

Fees for Use of National Foreign Affairs Training Center
Section 53 of the State Department Basic Authorities Act of 1956 (22 U.S.C. 2725) authorizes the Secretary to charge a fee for use of the National Foreign Affairs Training Center of the Department of State. Amounts collected (including reimbursements and surcharges) are deposited as an offsetting collection to Department of State appropriations to recover the costs of such use and remain available for obligation until expended.

Bureau of Administration

Fees for Use of Diplomatic Reception Rooms
Section 54 of the State Department Basic Authorities Act of 1956 (22 U.S.C. 2726) authorizes the Secretary to charge a fee for use of the diplomatic reception rooms of the Department of State. Amounts collected (including reimbursements and surcharges) are deposited as an offsetting collection to Department of State appropriations to recover the costs of such use and remain available for obligation until expended.

DEPARTMENT OF STATE FEE COLLECTIONS

		FY 2009 Actual	FY 2010 Enacted	FY 2011 Request	Increase/ Decrease
	Machine Readable Visa Processing Fees				
/1	Carryforward Allocations	50,585	40,000		(40,000)
/2	Prior Year Collections Unallocated	103,621	91,969	10,752	(81,217)
/3	Current Year Collections Projected (Net)	819,296	853,600	1,008,000	154,400
/4	Total Collections Available	973,502	985,569	1,018,752	33,183
/5	Carryforward Allocations Planned	50,585			-
/6	Current Year Allocation Plan	830,948	974,817	975,000	183
/7	Total Allocations	881,533	974,817	975,000	183
/8	Unallocated Balance	91,969	10,752	43,752	33,000
	Western Hemisphere Travel Surcharge				
/1	Carryforward Allocations	61,508	30,000		-
/2	Prior Year Collections Unallocated	34,609	39,268	52,331	13,063
/3	Current Year Collections Projected (Net)	253,548	298,063	299,000	937
/4	Total Collections Available	349,665	367,331	351,331	(16,000)
/5	Carryforward Allocations Planned	61,508	-	-	-
/6	Current Year Allocation Plan	248,889	315,000	315,000	-
/7	Total Allocations	310,397	315,000	315,000	-
/8	Unallocated Balance	39,268	52,331	36,331	(16,000)
	Passport Security Surcharge				
/1	Carryforward Allocations	66,109	-	-	-
/2	Prior Year Collections Unallocated	22,405	115,122	96,968	(18,154)
/3	Current Year Collections Projected (Net)	247,108	390,000	520,000	130,000
/4	Total Collections Available	335,622	505,122	616,968	111,846
/5	Carryforward Allocations Planned	-	-	-	-
/6	Current Year Allocation Plan	220,500	408,154	573,900	165,746
/7	Total Allocations	220,500	408,154	573,900	165,746
/8	Unallocated Balance	115,122	96,968	43,068	(53,900)
	Expedited Passport Fees				
/1	Carryforward Allocations	11,477	-	-	-
/2	Prior Year Collections Unallocated	33,145	54,100	54,100	-
/3	Current Year Collections Projected (Net)	140,451	120,000	127,000	7,000
/4	Total Collections Available	185,073	174,100	181,100	7,000
/5	Carryforward Allocations Planned	9,301	-	-	-
/6	Current Year Allocation Plan	121,672	120,000	127,000	7,000
/7	Total Allocations	130,973	120,000	127,000	7,000
/8	Unallocated Balance	54,100	54,100	54,100	-

DEPARTMENT OF STATE FEE COLLECTIONS

		FY 2009 Actual	FY 2010 Enacted	FY 2011 Request	Increase/ Decrease
	Immigrant Visa Security Surcharge				
/1	Carryforward Allocations	1,584	-	-	-
/2	Prior Year Collections Unallocated	815	3,445	5,468	2,023
/3	Current Year Collections Projected (Net)	23,046	33,023	41,070	8,047
/4	Total Collections Available	25,445	36,468	46,538	10,070
/5	Carryforward Allocations Planned	-	-	-	-
/6	Current Year Allocation Plan	22,000	31,000	40,000	9,000
/7	Total Allocations	22,000	31,000	40,000	9,000
/8	Unallocated Balance	3,445	5,468	6,538	1,070
	Affidavit of Support Fees /9				
/1	Carryforward Allocations	-	-	-	-
/2	Prior Year Collections Unallocated	13,593	17,684	19,684	2,000
/3	Current Year Collections Projected (Net)	26,091	25,000	31,428	6,428
/4	Total Collections Available	39,684	42,684	51,112	8,428
/5	Carryforward Allocations Planned	-	-	-	-
/6	Current Year Allocation Plan	22,000	23,000	23,000	-
/7	Total Allocations	22,000	23,000	23,000	-
/8	Unallocated Balance	17,684	19,684	28,112	8,428
	Diversity Lottery Fees /9				
/1	Carryforward Allocations	1,536	-	-	-
/2	Prior Year Collections Unallocated	9,447	10,243	9,943	(300)
/3	Current Year Collections Projected (Net)	21,560	22,000	24,200	2,200
/4	Total Collections Available	32,543	32,243	34,143	1,900
/5	Carryforward Allocations Planned	-	-	-	-
/6	Current Year Allocation Plan	22,300	22,300	22,300	-
/7	Total Allocations	22,300	22,300	22,300	-
/8	Unallocated Balance	10,243	9,943	11,843	1,900
	Other Consular Fees				
/1	Carryforward Allocations	-	-	-	-
/2	Prior Year Collections Unallocated	-	-	-	-
/3	Current Year Collections Projected (Net)	-	-	782,000	782,000
/4	Total Collections Available	-	-	782,000	782,000
/5	Carryforward Allocations Planned	-	-	-	-
/6	Current Year Allocation Plan	-	-	634,000	634,000
/7	Total Allocations	-	-	634,000	634,000
/8	Unallocated Balance	-	-	148,000	148,000

DEPARTMENT OF STATE FEE COLLECTIONS

		FY 2009 Actual	FY 2010 Enacted	FY 2011 Request	Increase/ Decrease
	H-1B and L Fraud Prevention Fee				
/1	Carryforward Allocations	6,030	-	-	-
/2	Prior Year Collections Unallocated	152,870	154,448	154,448	-
/3	Current Year Collections Projected (Net)	35,548	40,000	40,000	-
/4	Total Collections Available	194,448	194,448	194,448	-
/5	Carryforward Allocations Planned	-	-	-	-
/6	Current Year Allocation Plan	40,000	40,000	40,000	-
/7	Total Allocations	40,000	40,000	40,000	-
/8	Unallocated Balance	154,448	154,448	154,448	-
	Defense Trade Control Fees				
/1	Carryforward Allocations	3,590	-	-	-
/2	Prior Year Collections Unallocated	2,556	2,556	2,556	-
/3	Current Year Collections Projected (Net)	28,113	30,000	30,000	-
/4	Total Collections Available	34,259	32,556	32,556	-
/5	Carryforward Allocations Planned	3,590	-	-	-
/6	Current Year Allocation Plan	28,113	30,000	30,000	-
/7	Total Allocations	31,703	30,000	30,000	-
/8	Unallocated Balance	2,556	2,556	2,556	-
	Commercial Service Fees				
/1	Carryforward Allocations	6	-	-	-
/2	Prior Year Collections Unallocated	3	2	37	35
/3	Current Year Collections Projected (Net)	74	110	140	30
/4	Total Collections Available	83	112	177	65
/5	Carryforward Allocations Planned	-	-	-	-
/6	Current Year Allocation Plan	75	75	130	55
/7	Total Allocations	75	75	130	55
/8	Unallocated Balance	2	37	47	10
	Sec. 810 USI & EE Act Fees				
/1	Carryforward Allocations	23,966	23,532	23,532	-
/2	Prior Year Collections Unallocated	-	1,552	1,552	-
/3	Current Year Collections Projected (Net)	6,000	6,000	6,000	-
/4	Total Collections Available	29,966	31,084	31,084	-
/5	Carryforward Allocations Planned	955	1,576	1,576	-
/6	Current Year Allocation Plan	4,448	6,000	6,000	-
/7	Total Allocations	5,403	7,576	7,576	-
/8	Unallocated Balance	1,552	1,552	1,552	-

DEPARTMENT OF STATE FEE COLLECTIONS

	FY 2009 Actual	FY 2010 Enacted	FY 2011 Request	Increase/ Decrease
Total BSP Fees /10				
Carryforward Allocations	187,352	70,000	-	(70,000)
Prior Year Collections Unallocated	323,767	414,495	329,910	(84,585)
Current Year Collections Projected (Net)	1,392,906	1,629,486	2,707,070	1,077,584
Total Collections Available	1,904,025	2,113,981	3,036,980	922,999
Carryforward Allocations Planned	112,093	-	-	-
Current Year Allocation Plan	1,387,437	1,784,071	2,593,000	808,929
Total Allocations	1,489,530	1,784,071	2,593,000	808,929
Unallocated Balance	414,495	329,910	443,980	114,070

Explanatory Notes:

/1 Carry forward allocations are defined as unobligated prior year funds.
/2 Prior year (PY) collections unallocated are defined as prior year funds not allocated for spending.
/3 Current year (CY) collections projected (net) are estimated fee revenues excluding reimbursements.
/4 Total collections available is the sum of carryforward, PY collections and CY collections.
/5 Carryforward allocations are defined as unobligated prior year funds.
/6 Current year allocation plan equates to estimated revenue to be obligated and expended.
/7 Total allocations is the sum of carryforward and the current year plan.
/8 Unallocated balance represents the collections not allocated or planned for spending.
Diversity Lottery fees allocated for BSP ($15.1M) and other Consular Affairs spending ($7.2M).
/9 $10 million in Affidavit of Support fees were allocated in FY 2009 for the BSP.
/10 The BSP is comprised of Machine Readable Visas, Western Hemisphere Travel Initiative fees, Passport Security Surcharges, Immigrant Visa Security Surcharges, Diversity Lottery Fees, H&L Fraud Prevention Fees, and other Consular fees (new fee authorities that allow State to retain additional fees formerly retained by the U.S. Treasury).

This page intentionally left blank.

LEGISLATIVE LANGUAGE

Proposed Appropriation Language
Department of State and Related Agencies

ADMINISTRATION OF FOREIGN AFFAIRS

DIPLOMATIC AND CONSULAR PROGRAMS
(INCLUDING TRANSFER OF FUNDS)
For necessary expenses of the Department of State and the Foreign Service not otherwise provided for, **[**$8,227,000,000**]** *$9,542,200,255*, of which **[**$1,586,214,000**]** *$1,560,700,000* is for Worldwide Security Protection (to remain available until expended): *Provided*, That the Secretary of State may transfer up to **[**$137,600,000**]** *$250,000,000* of the total funds made available under this heading to any other appropriation of any department or agency of the United States, upon the concurrence of the head of such department or agency, to support operations in and assistance for Afghanistan and to carry out the provisions of the Foreign Assistance Act of 1961: *Provided further*, That funds made available under this heading shall be allocated as follows:
(1)Human resources.—For necessary expenses for training, human resources management, and salaries, including employment without regard to civil service and classification laws of persons on a temporary basis (not to exceed $700,000), as authorized by section 801 of the United States Information and Educational Exchange Act of 1948, **[**$2,667,130,000**]** *$2,747,309,000* to remain available until September 30, **[**2011**]** *2012*, of which not less than **[**$138,075,000**]** *$142,354,000* shall be available only for public diplomacy American salaries, and **[**$220,840,000**]** *$249,315,000* is for Worldwide Security Protection and shall remain available until expended**[**: *Provided*, That the Secretary of State shall submit to the Committees on Appropriations, concurrent with the fiscal year 2011 congressional budget justification materials, a strategy described in the joint explanatory statement of the committee of conference (hereafter "joint explanatory statement") accompanying this Act for projected personnel requirements for the United States Department of State over the next 3 fiscal years**]**.
(2)Overseas programs.—For necessary expenses for the regional bureaus of the Department of State and overseas activities as authorized by law, **[**$2,495,158,000**]** *$3,383,034,000*, to remain available until September 30, **[**2011**]** *2012*, of which not less than **[**$381,800,000**]** *$425,216,000* shall be available only for public diplomacy international information programs.
(3)Diplomatic policy and support.—For necessary expenses for the functional bureaus of the Department of State including representation to certain international organizations in which the United States participates pursuant to treaties ratified pursuant to the advice and consent of the Senate or specific Acts of Congress, general administration, and arms control, nonproliferation and disarmament activities as authorized, **[**$892,012,000**]** *$913,150,255*, to remain available until September 30, **[**2011**]** *2012*.
(4)Security programs.—For necessary expenses for security activities, **[**$2,172,700,000**]** *$2,498,707,000*, to remain available until September 30, **[**2011**]** *2012*, of which **[**$1,365,374,000**]** *$1,311,385,000* is for Worldwide Security Protection and shall remain available until expended.
(5)Fees and payments collected.—In addition to amounts otherwise made available under this heading—
(A) not to exceed **[**$1,653,305**]** *$1,702,904* shall be derived from fees collected from other executive agencies for lease or use of facilities located at the International Center in accordance with section 4 of the International Center Act, and, in addition, as authorized by section 5 of such Act, **[**$490,000**]** *$505,000*, to be derived from the reserve authorized by that section, to be used for the purposes set out in that section;
(B) as authorized by section 810 of the United States Information and Educational Exchange Act, not to exceed $6,000,000, to remain available until expended, may be credited to this appropriation from fees or other payments received from English teaching, library, motion pictures, and publication programs and from fees from educational advising and counseling and exchange visitor programs; and

(C) not to exceed $15,000, which shall be derived from reimbursements, surcharges and fees for use of Blair House facilities.
(6)Transfer, reprogramming, and spending plan.—
(A) Notwithstanding any provision of this Act, funds may be reprogrammed within and between subsections under this heading subject to section **[**7015**]** *7012* of this Act.
(B) Of the amount made available under this heading, not to exceed $10,000,000 may be transferred to, and merged with, funds made available by this Act under the heading "Emergencies in the Diplomatic and Consular Service", to be available only for emergency evacuations and rewards, as authorized.
(C) Funds appropriated under this heading are available for acquisition by exchange or purchase of passenger motor vehicles as authorized by law and, pursuant to 31 U.S.C. 1108(g), for the field examination of programs and activities in the United States funded from any account contained in this title.
[(D) Not later than 45 days after the enactment of this Act, the Secretary of State shall submit to the Committees on Appropriations a report detailing planned expenditures for funds appropriated under this heading.**]** *(Department of State, Foreign Operations, and Related Programs Appropriations Act, 2010.)*

CIVILIAN STABILIZATION INITIATIVE
For necessary expenses to support, maintain, mobilize, and deploy a civilian response corps **[**in coordination with the United States Agency for International Development (USAID),**]** and for related reconstruction and stabilization assistance to prevent or respond to conflict or civil strife in foreign countries or regions, or to enable transition from such strife, **[**$120,000,000**]***$184,000,000*, to remain available until expended: *Provided*, That funds made available under this heading may be made available **[**in fiscal year 2010**]** to provide administrative expenses for the Office of the Coordinator for Reconstruction and Stabilization: *Provided further*, That **[**notwithstanding any other provision of law and following consultation with the Committees on Appropriations, the President may exercise transfer authorities contained in the Foreign Assistance Act of 1961 for reconstruction and stabilization assistance managed by the Office of the Coordinator for Reconstruction and Stabilization only to support an actively deployed Civilian Response Corps, subject to the regular notification procedures of the Committees on Appropriations: *Provided further*, That of the funds appropriated under this heading, $10,000,000 shall be withheld from obligation until the Secretary of State reports to the Committees on Appropriations that the Department of State has signed a memorandum of understanding with the Department of Defense relating to the provision of airlift for deployment of Civilian Response Corps personnel and equipment: *Provided further*, That not later than 45 days after enactment of this Act, the Secretary of State and the USAID Administrator shall submit a coordinated joint spending plan for funds made available under this heading and under the heading "Civilian Stabilization Initiative" in title II of this Act**]** *the Secretary of State may transfer and merge funds made available under any other heading in Titles I, II, III and IV of this Act with funds made available under this heading to maintain and deploy a Civilian Response Corps and to provide reconstruction and stabilization assistance: Provided further, That the Secretary may appoint, compensate and remove Civilian Response Corps personnel without regard to Civil Service or classification laws . (Departments of Labor, Health and Human Services, and Education, and Related Agencies Appropriations Act, 2010.)*

CAPITAL INVESTMENT FUND
For necessary expenses of the Capital Investment Fund, **[**$160,000,000**]** *$144,100,000*, to remain available until expended, as authorized: *Provided*, That section 135(e) of Public Law 103–236 shall not apply to funds available under this heading. *(Department of State, Foreign Operations, and Related Programs Appropriations Act, 2010.)*

LEGISLATIVE LANGUAGE

OFFICE OF INSPECTOR GENERAL
For necessary expenses of the Office of Inspector General, **[**$100,000,000**]***$120,152,000*, notwithstanding section 209(a)(1) of the Foreign Service Act of 1980 (Public Law 96–465), as it relates to post inspections, of which **[**$23,000,000**]***$22,125,000* shall be for the Special Inspector General for Iraq Reconstruction for reconstruction oversight, and **[**$23,000,000**]***$35,287,000* shall be for the Special Inspector General for Afghanistan Reconstruction for reconstruction oversight. *(Department of State, Foreign Operations, and Related Programs Appropriations Act, 2010.)*

EDUCATIONAL AND CULTURAL EXCHANGE PROGRAMS
For expenses of educational and cultural exchange programs, as authorized, **[**$635,000,000**]***$633,200,000*, to remain available until expended: *Provided*, That not to exceed $5,000,000, to remain available until expended, may be credited to this appropriation from fees or other payments received from or in connection with English teaching, educational advising and counseling programs, and exchange visitor programs as authorized. *(Department of State, Foreign Operations, and Related Programs Appropriations Act, 2010.)*

EMBASSY SECURITY, CONSTRUCTION, AND MAINTENANCE
For necessary expenses for carrying out the Foreign Service Buildings Act of 1926 (22 U.S.C. 292–303), preserving, maintaining, repairing, and planning for buildings that are owned or directly leased by the Department of State, renovating, in addition to funds otherwise available, the Harry S Truman Building, and carrying out the Diplomatic Security Construction Program as authorized, **[**$876,850,000**]** *$857,300,000*, to remain available until expended as authorized, of which not to exceed $25,000 may be used for domestic and overseas representation as authorized: *Provided*, That none of the funds appropriated in this paragraph shall be available for acquisition of furniture, furnishings, or generators for other departments and agencies.

In addition, for the costs of worldwide security upgrades, acquisition, and construction as authorized, **[**$847,300,000**]** *$824,200,000*, to remain available until expended **[**: *Provided*, That not later than 45 days after enactment of this Act, the Secretary of State shall submit to the Committees on Appropriations the proposed allocation of funds made available under this heading and the actual and anticipated proceeds of sales for all projects in fiscal year 2010**]**. *(Department of State, Foreign Operations, and Related Programs Appropriations Act, 2010.)*

REPRESENTATION ALLOWANCES
For representation allowances as authorized, $8,175,000. *(Department of State, Foreign Operations, and Related Programs Appropriations Act, 2010.)*

PROTECTION OF FOREIGN MISSIONS AND OFFICIALS
For expenses, not otherwise provided, to enable the Secretary of State to provide for extraordinary protective services, as authorized, **[**$28,000,000**]***$27,200,000*, to remain available until September 30, **[**2011**]***2012*. *(Department of State, Foreign Operations, and Related Programs Appropriations Act, 2010.)*

EMERGENCIES IN THE DIPLOMATIC AND CONSULAR SERVICE
(INCLUDING TRANSFER OF FUNDS)
For necessary expenses to enable the Secretary of State to meet unforeseen emergencies arising in the Diplomatic and Consular Service, **[**$10,000,000**]***$11,000,000*, to remain available until expended as authorized, of which not to exceed $1,000,000 may be transferred to, and merged with, funds appropriated by this Act under the heading "Repatriation Loans Program Account", subject to the same terms and conditions. *(Department of State, Foreign Operations, and Related Programs Appropriations Act, 2010.)*

LEGISLATIVE LANGUAGE

[BUYING POWER MAINTENANCE ACCOUNT]
[To offset adverse fluctuations in foreign currency exchange rates and/or overseas wage and price changes, as authorized by section 24(b) of the State Department Basic Authorities Act of 1956 (22 U.S.C. 2696(b)), **[**$8,500,000**]***$0,000,000*, to remain available until expended. *(Department of State, Foreign Operations, and Related Programs Appropriations Act, 2010.)]*

PAYMENT TO THE AMERICAN INSTITUTE IN TAIWAN
For necessary expenses to carry out the Taiwan Relations Act (Public Law 96–8), **[**$21,174,000**]***$21,420,000*. *(Department of State, Foreign Operations, and Related Programs Appropriations Act, 2010.)*

PAYMENT TO THE FOREIGN SERVICE RETIREMENT AND DISABILITY FUND
For payment to the Foreign Service Retirement and Disability Fund, as authorized, $158,900,000. *(Department of State, Foreign Operations, and Related Programs Appropriations Act, 2010.)*

REPATRIATION LOANS PROGRAM ACCOUNT
(INCLUDING TRANSFER OF FUNDS)
For the cost of direct loans, $739,000, as authorized: *Provided*, That such costs, including the cost of modifying such loans, shall be as defined in section 502 of the Congressional Budget Act of 1974. In addition, for administrative expenses necessary to carry out the direct loan program, $711,000, which may be **[**transferred to, and merged with, funds made available under the heading**]***paid to* "Diplomatic and Consular Programs". *(Department of State, Foreign Operations, and Related Programs Appropriations Act, 2010.)*

INTERNATIONAL ORGANIZATIONS AND CONFERENCES

CONTRIBUTIONS TO INTERNATIONAL ORGANIZATIONS
For necessary expenses, not otherwise provided for, to meet annual obligations of membership in international multilateral organizations, pursuant to treaties ratified pursuant to the advice and consent of the Senate, conventions or specific Acts of Congress, **[**$1,682,500,000**]***$1,595,430,000 of which $20,453,000 shall remain available until September 30, 2015*: *Provided*, **[**That the Secretary of State shall, at the time of the submission of the President's budget to Congress under section 1105(a) of title 31, United States Code, transmit to the Committees on Appropriations the most recent biennial budget prepared by the United Nations for the operations of the United Nations: *Provided further*, That the Secretary of State shall notify the Committees on Appropriations at least 15 days in advance (or in an emergency, as far in advance as is practicable) of any United Nations action to increase funding for any United Nations program without identifying an offsetting decrease elsewhere in the United Nations budget: *Provided further*,**]** That any payment of arrearages under this heading shall be directed toward activities that are mutually agreed upon by the United States and the respective international organization: *Provided further*, That none of the funds appropriated under this heading shall be available for a United States contribution to an international organization for the United States share of interest costs made known to the United States Government by such organization for loans incurred on or after October 1, 1984, through external borrowings. *(Department of State, Foreign Operations, and Related Programs Appropriations Act, 2010.)*

CONTRIBUTIONS FOR INTERNATIONAL PEACEKEEPING ACTIVITIES
For necessary expenses to pay assessed and other expenses of international peacekeeping activities directed to the maintenance or restoration of international peace and security, **[**$2,125,000,000, of which 15 percent shall] *$2,182,300,000 to* remain available until September 30, **[**2011**]***2012*: *Provided*, That **[**none of the funds made available by this Act shall be obligated or expended for any new or expanded United Nations peacekeeping mission unless,**]** at least 15 days in advance of voting for **[**the**]***a* new or

expanded mission in the United Nations Security Council (or in an emergency as far in advance as is practicable): (1) the Committees on Appropriations **[**are**]***should be* notified of the estimated cost and length of the mission, the national interest that will be served, the planned exit strategy, and that the United Nations has taken appropriate measures to prevent United Nations employees, contractor personnel, and peacekeeping forces serving in the mission from trafficking in persons, exploiting victims of trafficking, or committing acts of illegal sexual exploitation, and to hold accountable individuals who engage in such acts while participating in the peacekeeping mission, including the prosecution in their home countries of such individuals in connection with such acts; and (2) notification pursuant to section **[**7015**]***7012* of this Act **[**is**]***should be* submitted, and the procedures therein followed, setting forth the source of funds that will be used to pay for the cost of the new or expanded mission**[**: *Provided further*, That funds shall be available for peacekeeping expenses unless the Secretary of State determines that American manufacturers and suppliers are not being given opportunities to provide equipment, services, and material for United Nations peacekeeping activities equal to those being given to foreign manufacturers and suppliers**]**. *(Department of State, Foreign Operations, and Related Programs Appropriations Act, 2010.)*

INTERNATIONAL COMMISSIONS

INTERNATIONAL COMMISSIONS
For necessary expenses, not otherwise provided for, to meet obligations of the United States arising under treaties, or specific Acts of Congress, as follows:

INTERNATIONAL BOUNDARY AND WATER COMMISSION, UNITED STATES AND MEXICO
For necessary expenses for the United States Section of the International Boundary and Water Commission, United States and Mexico, and to comply with laws applicable to the United States Section, including not to exceed $6,000 for representation; as follows:

SALARIES AND EXPENSES
For salaries and expenses, not otherwise provided for, **[**$33,000,000**]***$47,431,000*. *(Department of State, Foreign Operations, and Related Programs Appropriations Act, 2010.)*

CONSTRUCTION
For detailed plan preparation and construction of authorized projects, **[**$43,250,000**]***$26,900,000*, to remain available until expended, as authorized. *(Department of State, Foreign Operations, and Related Programs Appropriations Act, 2010.)*

AMERICAN SECTIONS, INTERNATIONAL COMMISSIONS
For necessary expenses, not otherwise provided, for the International Joint Commission and the International Boundary Commission, United States and Canada, as authorized by treaties between the United States and Canada or Great Britain, and *for* the Border Environment Cooperation Commission as authorized by Public Law 103–182, **[**$12,608,000**]***$12,355,000*: *Provided*, That of the amount provided under this heading for the International Joint Commission, $9,000 may be made available for representation expenses. *(Department of State, Foreign Operations, and Related Programs Appropriations Act, 2010.)*

INTERNATIONAL FISHERIES COMMISSIONS
For necessary expenses for international fisheries commissions, not otherwise provided for, as authorized by law, **[**$53,976,000**]***$43,600,000*: *Provided*, That the United States share of such expenses may be advanced to the respective commissions pursuant to 31 U.S.C. 3324: *Provided further*, That in addition to other funds available for such purposes, funds available under this heading may be used to make

payments necessary to fulfill the United States' obligations under the Pacific Salmon Treaty. *(Department of State, Foreign Operations, and Related Programs Appropriations Act, 2010.)*

THE ASIA FOUNDATION
For a grant to The Asia Foundation, as authorized by The Asia Foundation Act (22 U.S.C. 4402), **[**$19,000,000**]***$15,690,000*, to remain available until expended, as authorized. *(Department of State, Foreign Operations, and Related Programs Appropriations Act, 2010.)*

NATIONAL ENDOWMENT FOR DEMOCRACY
For grants made by the Department of State to the National Endowment for Democracy, as authorized by the National Endowment for Democracy Act, **[**$118,000,000**]***$105,000,000*, to remain available until expended**[**, of which $100,000,000 shall be allocated in the traditional and customary manner, including for the core institutes, and $18,000,000 shall be for democracy, human rights, and rule of law programs**]**: *Provided*, That the President of the National Endowment for Democracy shall provide to the Committees on Appropriations not later than 45 days after the date of enactment of this Act a report on the proposed uses of funds under this heading on a regional and country basis. *(Department of State, Foreign Operations, and Related Programs Appropriations Act, 2010.)*

EAST-WEST CENTER
To enable the Secretary of State to provide for carrying out the provisions of the Center for Cultural and Technical Interchange Between East and West Act of 1960, by grant to the Center for Cultural and Technical Interchange Between East and West in the State of Hawaii, **[**$23,000,000**]***$11,400,000*: *Provided*, That none of the funds appropriated herein shall be used to pay any salary, or enter into any contract providing for the payment thereof, in excess of the rate authorized by 5 U.S.C. 5376. *(Department of State, Foreign Operations, and Related Programs Appropriations Act, 2010.)*

TRUST FUNDS

EISENHOWER EXCHANGE FELLOWSHIP PROGRAM
For necessary expenses of Eisenhower Exchange Fellowships, Incorporated, as authorized by sections 4 and 5 of the Eisenhower Exchange Fellowship Act of 1990 (20 U.S.C. 5204–5205), all interest and earnings accruing to the Eisenhower Exchange Fellowship Program Trust Fund on or before September 30, **[**2010**]***2011*, to remain available until expended: *Provided*, That none of the funds appropriated herein shall be used to pay any salary or other compensation, or to enter into any contract providing for the payment thereof, in excess of the rate authorized by 5 U.S.C. 5376; or for purposes which are not in accordance with OMB Circulars A-110 (Uniform Administrative Requirements) and A-122 (Cost Principles for Non-profit Organizations), including the restrictions on compensation for personal services.

ISRAELI ARAB SCHOLARSHIP PROGRAM
For necessary expenses of the Israeli Arab Scholarship Program, as authorized by section 214 of the Foreign Relations Authorization Act, Fiscal Years 1992 and 1993 (22 U.S.C. 2452), all interest and earnings accruing to the Israeli Arab Scholarship Fund on or before September 30, **[**2010**]***2011*, to remain available until expended. *(Department of State, Foreign Operations, and Related Programs Appropriations Act, 2010.)*

CENTER FOR MIDDLE EASTERN-WESTERN DIALOGUE TRUST FUND
For necessary expenses of the Center for Middle Eastern-Western Dialogue Trust Fund, the total amount of the interest and earnings accruing to such Fund on or before September 30, **[**2010**]***2011*, to remain available until expended. *(Department of State, Foreign Operations, and Related Programs Appropriations Act, 2010.)*

LEGISLATIVE LANGUAGE

Proposed General Provision Language

CIVILIAN STABILIZATION INITIATIVE
SEC. 7051. Funds appropriated or made available under this or any other Act for reconstruction and stabilization assistance, including funds that are reprogrammed or transferred to be made available for such purposes, may be made available for such purposes, notwithstanding any other provision of law; Provided, That the administrative authorities of the Foreign Assistance Act may be utilized for assistance furnished with such funds: Provided further, That the President may furnish additional assistance by executing the authorities provided in sections 552(c) and 610 of the Foreign Assistance Act, notwithstanding the percentage and dollar limitations in such sections: Provided further, That funds allocated or reprogrammed for purposes of this section shall remain available until expended.

BUYING POWER MAINTENANCE, INTERNATIONAL ORGANIZATIONS (INCLUDING TRANSFER AUTHORITY)
SEC. 7052. (*a*) *There may be established in the Treasury of the United States a "Buying Power Maintenance, International Organizations" account.*
(*b*) *At the end of each fiscal year, the Secretary of State may transfer to and merge with "Buying Power Maintenance, International Organizations" such amounts from "Contributions to International Organizations" as the Secretary determines are in excess of the needs of activities funded from "Contributions to International Organizations" because of fluctuations in foreign currency exchange rates.*
(*c*) *In order to offset adverse fluctuations in foreign currency exchange rates, the Secretary of State may transfer to and merge with "Contributions to International Organizations" such amounts from "Buying Power Maintenance, International Organizations" as the Secretary determines are necessary to provide for the activities funded from "Contributions to International Organizations".*
(*d*)(*1*) *Subject to the limitations contained in this section, not later than the end of the fifth fiscal year after the fiscal year for which funds are appropriated or otherwise made available for "Contributions to International Organizations", the Secretary of State may transfer any unobligated balance of such funds to the "Buying Power Maintenance, International Organizations" account.*
(*2*) *The balance of the Buying Power Maintenance, International Organizations account may not exceed $100,000,000 as a result of any transfer under this subsection.*
(*3*) *Any transfer pursuant to this subsection shall be treated as a reprogramming of funds under section 34 of the State Department Basic Authorities Act of 1956 (22 U.S.C. 2706) and shall be available for obligation or expenditure only in accordance with the procedures under such section.*
(*e*)(*1*) *Funds transferred to the "Buying Power Maintenance, International Organizations" account pursuant to this section shall remain available until expended.*
(*2*) *The transfer authorities in this section shall be available for fiscal year 2011 and for each fiscal year thereafter, and are in addition to any transfer authority otherwise available to the Department of State under other provisions of law.*

INTERNATIONAL RENEWABLE ENERGY AGENCY
SEC. 7053. For fiscal year 2011 and thereafter, the President is authorized to accept the Statute of, and to maintain membership of the United States in, the International Renewable Energy Agency: Provided, That United States' assessed contributions to maintain such membership may be paid from funds appropriated for "Contributions to International Organizations".

CONSULAR FEES
SEC. 7054. (*a*) *Consular Fees.— (1) Any amount collected by the Department of State in fiscal year 2011 and each fiscal year thereafter as a fee for visas, passports, or other consular services may be credited as an offsetting collection to the appropriate Department of State appropriation to remain available until*

expended for the purpose of meeting the costs of providing such services and shall be available for the same purposes as the appropriation to which such amounts are credited.
(2) For an additional amount for "Diplomatic and Consular Programs", $782,000,000, to meet the costs of visa, passport, or other consular services, to remain available until expended: Provided, That the amount appropriated under this section shall be reduced as offsetting collections for visa, passport, or other consular services are received during fiscal year 2011 pursuant to subparagraph (1), so as to result in a fiscal year 2011 appropriation from the general fund at $0: Provided further, That, during fiscal year 2011, should the total amount of such offsetting fee collections be less than $782,000,000, this amount shall be reduced accordingly: Provided further, That any such fee collections received in excess of such amount shall be available to the Department of State as provided in subparagraph (1).
(b) Conforming Amendment.— Section 1(a) of the Passport Act of June 4, 1920 (22 U.S.C. 214(a)) is amended in the first sentence by striking "and paid into the Treasury of the United States" and by striking "except that" and inserting in its place "and".

EXTENSION OF PASSPORT SURCHARGE
SEC. 7055. Section 1(b)(2) of the Passport Act of June 4, 1920 (22 U.S.C. 214(b)(2)) is amended by striking "2010" and inserting instead "2011".

BORDER CROSSING CARD FEE FOR MINORS
SEC. 7056. Section 410(a)(1)(A) of title IV of the Department of State and Related Agencies Appropriations Act, 1999 (contained in division A of Public Law 105–277) is amended by striking "a fee of $13" and inserting instead "a fee equal to one half the fee that would otherwise apply for processing a machine readable combined border crossing identification card and non-immigrant visa".

FRAUD PREVENTION AND DETECTION FEES
SEC. 7057. Section 286(v)(2)(A) of the Immigration and Nationality Act (8 U.S.C. 1356(v)(2)(A)) is amended to read as follows:
"(A) Secretary of State—One-third of the amounts deposited into the Fraud Prevention and Detection Account shall remain available to the Secretary of State until expended for programs and activities—
"(i) to increase the number of consular and diplomatic security personnel assigned to the function of preventing and detecting visa fraud, including by applicants for visas described in subparagraph (H)(i), (H)(ii), or (L) of section 101(a)(15) of this Act;
"(ii) otherwise to prevent and detect visa fraud, including fraud by applicants for visas described in subparagraph (H)(i), (H)(ii), or (L) of section 101(a)(15), as well as the purchase, lease, construction, and staffing of facilities used for the processing of these classes of visa, in consultation with the Secretary of Homeland Security as appropriate; and
"(iii) upon request by the Secretary of Homeland Security, to assist such Secretary in carrying out the fraud prevention and detection programs and activities described in subparagraph (B)."

AGENCY ACQUISITION WORKFORCES
SEC. 7059. For an additional amount for the "Diplomatic and Consular Programs" account, Department of State, $3,020,745, to increase the Department's acquisition workforce capacity and capabilities: Provided, That such funds may be transferred by the Secretary to any other account in the Department of State to carry out the purposes provided herein: Provided further, That such transfer authority is in addition to any other transfer authority provided in this Act: Provided further, That such funds shall be available only to supplement and not to supplant existing acquisition workforce activities: Provided further, That such funds shall be available for training, recruitment, retention, and hiring additional members of the acquisition workforce as defined by the Office of Federal Procurement Policy Act, as amended (41 U.S.C. 401 et seq.): Provided further, That such funds may be available for information technology or other initiatives to improve acquisition management and oversight.
(Department of State, Foreign Operations, and Related Programs Appropriations Act, 2010.

STATE PROGRAMS

Proposed Appropriation Language

DIPLOMATIC AND CONSULAR PROGRAMS
(INCLUDING TRANSFER OF FUNDS)

For necessary expenses of the Department of State and the Foreign Service not otherwise provided for, **[**$8,227,000,000**]** *$9,542,200,255*, of which **[**$1,586,214,000**]** *$1,560,700,000* is for Worldwide Security Protection (to remain available until expended): *Provided*, That the Secretary of State may transfer up to **[**$137,600,000**]** *$250,000,000* of the total funds made available under this heading to any other appropriation of any department or agency of the United States, upon the concurrence of the head of such department or agency, to support operations in and assistance for Afghanistan and to carry out the provisions of the Foreign Assistance Act of 1961: *Provided further*, That funds made available under this heading shall be allocated as follows:
(1)Human resources.—For necessary expenses for training, human resources management, and salaries, including employment without regard to civil service and classification laws of persons on a temporary basis (not to exceed $700,000), as authorized by section 801 of the United States Information and Educational Exchange Act of 1948, **[**$2,667,130,000**]** *$2,747,309,000* to remain available until September 30, **[**2011**]** *2012*, of which not less than **[**$138,075,000**]** *$142,354,000* shall be available only for public diplomacy American salaries, and **[**$220,840,000**]** *$249,315,000* is for Worldwide Security Protection and
shall remain available until expended**[**: *Provided*, That the Secretary of State shall submit to the Committees on Appropriations, concurrent with the fiscal year 2011 congressional budget justification materials, a strategy described in the joint explanatory statement of the committee of conference (hereafter "joint explanatory statement") accompanying this Act for projected personnel requirements for the United States Department of State over the next 3 fiscal years**]**.
(2)Overseas programs.—For necessary expenses for the regional bureaus of the Department of State and overseas activities as authorized by law, **[**$2,495,158,000**]** *$3,383,034,000*, to remain available until September 30, **[**2011**]** *2012*, of which not less than **[**$381,800,000**]** *$425,216,000* shall be available only for public diplomacy international information programs.
(3)Diplomatic policy and support.—For necessary expenses for the functional bureaus of the Department of State including representation to certain international organizations in which the United States participates pursuant to treaties ratified pursuant to the advice and consent of the Senate or specific Acts of Congress, general administration, and arms control, nonproliferation and disarmament activities as authorized, **[**$892,012,000**]** *$913,150,255*, to remain available until September 30, **[**2011**]** *2012*.
(4)Security programs.—For necessary expenses for security activities, **[**$2,172,700,000**]** *$2,498,707,000*, to remain available until September 30, **[**2011**]** *2012*, of which **[**$1,365,374,000**]** *$1,311,385,000* is for
Worldwide Security Protection and shall remain available until expended.
(5)Fees and payments collected.—In addition to amounts otherwise made available under this heading—
(A) not to exceed **[**$1,653,305**]** *$1,702,904* shall be derived from fees collected from other executive agencies for lease or use of facilities located at the International Center in accordance with section 4 of the International Center Act, and, in addition, as authorized by section 5 of such Act, **[**$490,000**]** *$505,000*, to be derived from the reserve authorized by that section, to be used for the purposes
set out in that section;
(B) as authorized by section 810 of the United States Information and Educational Exchange Act, not to exceed $6,000,000, to remain available until expended, may be credited to this appropriation from fees or other payments received from English teaching, library, motion pictures, and publication programs and from fees from educational advising and counseling and exchange visitor programs;
and
(C) not to exceed $15,000, which shall be derived from reimbursements, surcharges and fees for use of Blair House facilities.
(6)Transfer, reprogramming, and spending plan.—
(A) Notwithstanding any provision of this Act, funds may be reprogrammed within and between subsections under this heading subject to section **[**7015**]** *7012* of this Act.
(B) Of the amount made available under this heading, not to exceed $10,000,000 may be transferred to, and merged with, funds made available by this Act under the heading "Emergencies in the Diplomatic
and Consular Service", to be available only for emergency evacuations and rewards, as authorized.
(C) Funds appropriated under this heading are available for acquisition by exchange or purchase of passenger motor vehicles as authorized by law and, pursuant to 31 U.S.C. 1108(g), for the field examination of programs and activities in the United States funded from any account contained in this title.
[(D) Not later than 45 days after the enactment of this Act, the Secretary of State shall submit to the Committees on Appropriations a report detailing planned expenditures for funds appropriated under
this heading.**]** *(Department of State, Foreign Operations, and Related Programs Appropriations Act, 2010.)*

CAPITAL INVESTMENT FUND

For necessary expenses of the Capital Investment Fund, **[**$160,000,000**]** *$144,100,000*, to remain available until expended, as authorized: *Provided*, That section 135(e) of Public Law 103–236 shall not apply to funds available under this heading. *(Department of State, Foreign Operations, and Related Programs Appropriations Act, 2010.)*

STATE PROGRAMS

Resource Summary

($ in thousands)

	FY 2009 Actual	FY 2010 Enacted	FY 2011 Request	Increase / Decrease
State Programs Appropriations	**7,476,108**	**8,366,000**	**9,689,321**	**1,323,321**
Diplomatic & Consular Programs - Ongoing Operations (1) (2)	7,153,108	8,227,000	9,545,221	1,318,221
Diplomatic & Consular Programs	4,806,850	5,519,145	6,197,421	678,276
Iraq Operations	1,004,500	1,121,641	1,787,100	665,459
Worldwide Security Protection (3)	1,341,758	1,586,214	1,560,700	(25,514)
Capital Investment Fund	323,000	139,000	144,100	5,100
Fees	1,560,945	1,970,346	2,786,330	815,984
Border Security Program Fees	1,387,437	1,784,071	2,593,000	808,929
IT Central Fund (Expedited Passport Fees)	121,672	120,000	127,000	7,000
Other Fees	51,836	66,275	66,330	6,000

(1) FY 2009 Actual includes $626.5 million in bridge funding provided by the Supplemental Appropriations Act, 2008 (P.L. 110-252). It also includes $851.5 million provided by the Supplemental Appropriations Act, 2009 (P.L. 111-32), of which $137.6 million has been transferred to other U.S. departments and agencies for U.S. operations in and assistance for Afghanistan. FY 2009 Actual further includes $90.0 million provided by the American Recovery and Reinvestment Act of 2009 (P.L. 111-5).

(2) FY 2009 Actual includes $78.4 million in bridge funding provided by the Supplemental Appropriations Act, 2008 (P.L. 110-252) and $146.4 million provided by the Supplemental Appropriations Act, 2009 (P.L. 111-32).

(3) FY 2010 does not include the 2010 D & CP Supplemental.

Overview

Charged with implementing U.S. foreign policy in an era of extraordinary challenges, the Department of State projects a robust American presence around the world. Through a network of more than 260 posts in over 180 countries, the Department engages globally to advance together national security interests, U.S. development efforts, and American democratic values. The Department manages official relations with foreign governments and international organizations, as well as provides services to American citizens, supports U.S. businesses, reaches out to foreign publics through public diplomacy, and develops the extensive local contacts necessary to conduct the business of foreign affairs.

State Programs appropriations (Diplomatic and Consular Programs and the Capital Investment Fund) address operating requirements to fulfill the Department‘s mandates as a national security institution. These appropriations support the people, platform, and programs necessary to meet the international challenges to American security and welfare.

Highlights by Account

Diplomatic and Consular Programs – Ongoing Operations

The FY 2011 request of $9,545,200,255 for Diplomatic and Consular Programs is a net increase of $1,318,221,000 from the FY 2010 enacted level of $8,227,000,000. The request provides resources to promote diplomatic solutions, including positions for language and critical skills development and public diplomacy programs, and to provide for the cost of living, domestic and overseas inflation, and

other mandatory and high priority increases. The request also funds ongoing priority programs in Afghanistan and Pakistan that were supported through supplemental funding in prior years.

Diplomatic and Consular Programs - Worldwide Security Protection

The FY 2011 request for Worldwide Security Protection (WSP) is $1,560,700,000, a decrease of $25,514,000 below the FY 2010 enacted, which will provide funding for the protection of life, property, and information of the Department of State. WSP funding supports security staffing of more than 1,950 personnel, and a worldwide guard force protecting overseas diplomatic missions, residences, and domestic facilities. The request includes implementation of the Department's Visa and Passport Security Strategy in support of the National Implementation Plan for the War on Terror and includes funding for the security training facility.

Capital Investment Fund

The FY 2011 request of $144,100,000 for the Capital Investment Fund (CIF) sustains the Department's program of investment in information technology (IT). The FY 2011 IT Central Fund, which includes the CIF combined with $127,000,000 in estimated Expedited Passport Fees, will provide a total of $271,100,000 to support the Department's IT and communications systems initiatives.

Border Security Program

The FY 2011 request for the Border Security Program is $2,593,000,000 to be funded by Machine Readable Visa (MRV), Enhanced Border Security Program, Western Hemisphere Travel Initiative surcharge, Diversity Lottery fees, other consular fees, and Fraud Prevention fees. Increased consular fee revenue will be generated from a new FY 2011 proposal that would allow the Department to retain all user fees collected from the provision of consular services for FY 2011 and all future years to cover the full cost of passport, immigration, and other consular services.

Other Fees

Diversity Lottery, and Affidavit of Support Fees – The FY 2011 program includes an estimate of $7,200,000 for the Diversity Lottery Program. Section 636 of the Illegal Immigration Reform and Immigrant Responsibility Act of 1996 provides that the State Department may collect and retain a fee that ensures the recovery of the cost to the Department of allocating and processing applications for visas to be issued under the Diversity Lottery Program. The Department's fee is imposed on successful applicants for the Diversity Lottery Program to ensure that the costs of administering the lottery are recovered from actual users. These fee collections are available to provide consular services. The request also includes $23,000,000 for the Affidavit of Support (AOS) Program that is funded from a fee collected from persons submitting AOS documentation.

Defense Trade Control Fees – The FY 2011 program includes an estimate of $30,000,000 for Defense Trade Control Registration Fees in accordance with Section 45 of the State Department Basic Authorities Act, as amended. These fees are available without fiscal year limitation to pay specified expenses incurred for defense trade control license application processing and other functions.

Commercial Services Fees – The FY 2011 program includes an estimate of $130,000 for fees charged for the cost of providing commercial services at posts in countries where the Department of Commerce does not perform commercial services for which it collects fees. Pursuant to section 52 of the State Department Basic Authorities Act, as amended, these fee collections are available until September 30th of the fiscal year following the fiscal year in which the funds were deposited.

United States Information and Educational Exchange (U.S.I.E.E.) Fees – As authorized by section 810 of the United States Information and Educational Exchange Act, the request includes not more

than $6,000,000 that may be credited to the Diplomatic and Consular Programs appropriation from fees and other payments received from English teaching, library, motion picture, and publications programs, and from fees from educational advising and counseling, and exchange visitor programs. An accounting of the collections received by the Department of State is provided in the Appendix.

Highlights by Activity

Policy Formulation and Executive Direction ($405,685,000 from direct appropriations) – Direction, policy formulation, and coordination are provided by the Secretary, the Deputy Secretary, the Under Secretaries, Assistant Secretaries and other bureau heads, chiefs of diplomatic missions, and their immediate staffs. They are assisted by legislative affairs and public affairs staffs who explain to the Congress and the American public the U.S. position on foreign policy issues and interests managed by the Department.

Diplomatic Relations ($1,719,125,000 including $1,688,995,000 from direct appropriations, $30,000,000 from Defense Trade Control Registration Fees, and $130,000 from Commercial Services Fees) – The conduct of diplomatic relations involves a wide spectrum of activities, such as:

- In-depth knowledge and understanding of political and economic events in many nations are basic requirements of diplomacy. Achieving them requires quality reporting, analysis, and personal contact work at more than 260 missions abroad and by expert staffs in Washington.
- Management of U.S. participation in arms control, nonproliferation, disarmament negotiations, and other verification and compliance activities.
- International economic and trade diplomacy and in-country services to American businesses are vital to the health of the American economy. The world continues to become more interrelated economically through international form such as the North American Free Trade Agreement, the General Agreement on Tariffs and Trade, and Asia-Pacific Economic Cooperation (APEC).
- Promoting human rights internationally, supporting emerging democracies and economic development, improving the global environment, and meeting humanitarian emergencies that destroy political and economic well-being and stability are vital to America‘s long-term interest.
- Keeping abreast of scientific and technological developments abroad.

Public Diplomacy Activities ($573,570,000 including $567,570,000 from direct appropriations and $6,000,000 from U.S.I.E.E. Fees) – Public diplomacy activities of the U.S. Government (USG) are intended to engage, inform, and influence foreign publics and broaden dialogue between American citizens and institutions and their counterparts abroad. Public Diplomacy within the Department of State continues to operate under the authority of the Smith-Mundt Act of 1948, as amended, the Fulbright-Hays Act of 1961 as amended and other statutes.

Consular Relations ($2,623,00,000 including, $7,200,000 from Diversity Lottery Fees; $23,000,000 from Affidavit of Support Fees; $975,000,000 from Machine Readable Visa Fees; $40,000,000 from H-1B and L Fraud Prevention Fees, $315,000,000 from the Western Hemisphere Travel Initiative Surcharge; $634,000,000 from other Border Security Fees and $629,000,000 from Enhanced Border Security Program fees, including $15,100,000 in other Diversity Lottery Fees) – The events of September 11, 2001 demonstrated the national security imperative to have a robust and sophisticated system to process persons seeking visas to travel to the United States. The Department of State has faced major increases in the cost of providing consular services as a result of enhanced security measures implemented to strengthen U.S. homeland security. This requirement continues to be a high priority for the Department of State operations:

- Non-immigrant visa requests from foreign tourists, students, business people, investors, and government officials undergo a rigorous adjudication process at missions abroad. In FY 2009, the Department processed 7.1 million non-immigrant visa applications that generated

Machine Readable Visa fee revenue. All applicants undergo a thorough screening to help ensure U.S. homeland security. The State Department expects that demand for non-immigrant visa services FY 2010 and FY 2011 will increase slightly above the FY 2009 level.

- Persons seeking immigrant visas to the United States also undergo comprehensive screening during the adjudication process by Consular Officials overseas. In FY 2009, the Department processed a total of 575,000 immigrant visa applications. This workload is expected to remain at the level in FY 2010 and FY 2011.
- Routine and emergency assistance must be provided to American citizens in distress overseas. In FY 2010 and FY 2011, the Department projects that it will respond to 2 million citizen services requests worldwide each year.
- American travelers and the U.S. travel industry be aware of dangerous situations abroad. This is done through Consular Information Sheets, Travel Warnings, and helpful tips to travelers through the Consular Affairs World Wide Web Site available at the Internet Web address: http://travel.state.gov.
- Passport applications must be adjudicated, and passports must be issued or denied for U.S. citizens wanting to travel abroad. In FY 2009, the Department adjudicated 14 million travel documents. The Department estimates passport workload (including passport books and passport cards) in FY 2010 and FY 2011 to be 15 million.

The FY 2011 budget request includes a proposal that would allow the Department to retain all user fees collected from the provision of consular services for FY 2011 and all future years to cover the full cost of immigration, passport, and other consular services. The worldwide Border Security Program supports programs within Consular Relations, Diplomatic Security/Law Enforcement Cooperation, Information Resource Management and Training. These cross-cutting programs are required to secure American borders against terrorists, international criminals, or persons whose presence in the United States would violate U.S. immigration law. Border Security plans include continuing to enhance and refresh the equipment and systems that support worldwide consular activities. It also includes continuing modernization of the hardware and software systems that support visa name checks, operating the Border Crossing Card Program in Mexico, implementing biometric collection from visa applicants, strengthening cooperation between the consular and United States law enforcement and intelligence communities, enhancing American Citizen Services, and providing for the staff and operating costs of the Border Security Program. The Border Security Program relies on dedicated funding from increased MRV fees and other fees instituted to fully recover the cost of increasing program expenses, including Enhanced Border Security fees and the Western Hemisphere Travel Initiative Surcharge.

Supporting Multilateral Diplomacy ($119,437,000 from direct appropriations) – The United States participates in international organizations because it has an interest in working with other nations to maintain stability, uphold laws, facilitate commerce, spur economic growth, maintain a healthy environment, address urgent humanitarian needs, and halt the spread of weapons of mass destruction. Organizations in which the United States plays a leading role include the United Nations (UN), regional bodies such as North Atlantic Treaty Organization and the Organization of American States, and a variety of more specialized and technical organizations. The Department monitors and participates in the organizations through both headquarters staff and its missions to the larger organizations. The increasingly complex nature of world problems makes U.S. involvement in these multilateral organizations even more important to America's future. This activity also includes funding for State Department participation in international conferences.

Diplomatic Security/Counter-Terrorism/Worldwide Security Protection ($2,968,544,000 from direct appropriations) – These activities provide resources, allocated by application of risk management principles are necessary to meet security responsibilities, both foreign and domestic. Included in these activities are:

- Protection of overseas U.S. government employees through local guards, technical security measures, residential security measures, and armored vehicles;
- Protection of the Secretary and visiting or resident foreign diplomats and dignitaries;
- Counterterrorism policy formulation, coordination, and research and development as well as investigations to detect passport, visa, and federal benefits fraud;
- Management of security operations at missions;
- Protection of information at domestic locations headquarters through domestic guards and physical security equipment and measures;
- Protection of information worldwide through diplomatic couriers, electronic and security equipment, secure conference rooms, development and application of standards for information security, and security protection and inspection of construction property; and
- Counterintelligence investigations, background security investigations, and evaluations.

The Department works closely with other governments to strengthen international counterterrorism cooperation, sends expert teams to augment U.S. embassies in crisis situations, and eliminates physical security vulnerabilities at U.S. diplomatic missions.

Information Resource Management ($968,504,000 including $841,504,000 from direct appropriations and $127,000,000 from Expedited Passport Fees) – This program provides the resources for the creation, collection, processing, transmission, and storage of information required for the conduct of foreign policy. The President, Secretary of State, and the Department; its overseas missions and approximately 100 other government organizations drive the resource requirements. This activity includes:

- Corporate information systems and services such as core foreign affairs systems supporting the Secretary and principal officers; consular systems for passport and visa issuance and reporting; financial systems; administrative systems for personnel and property; and information services provided by Departmental libraries and publishing, records, Freedom of Information Act, and historical offices;
- Infrastructure systems such as mainframe computer centers; automated data processing, communication and message centers at headquarters and at missions abroad; mail and pouch services; and special communications support for the Secretary and the White House at meetings abroad; and
- Development and maintenance of software and hardware for classified and unclassified word processing, electronic mail, spreadsheets, graphics, and data base management.

Training Services ($180,532,000 from direct appropriations) – Investments in training are vital to a changing and streamlining organization. Training programs provide the language, area studies, information technology, consular, and other professional skills needed for the conduct of foreign relations. The Department‘s training program is the principal responsibility of the Foreign Service Institute, which has an innovative training strategy designed to support directly new and emerging policy and management priorities.

Medical Services ($56,549,000 from direct appropriations) – The Medical Program promotes the health of all under its care by encouraging prevention of illness and facilitating access to health care. This activity encompasses medical programs for the Department of State and the Foreign Service as well as other USG departments and agencies overseas. Approximately 31,000 employees and their eligible family members receive medical care at about 200 overseas health units overseas and in Washington, D.C.

Rental Payments to GSA ($194,212,000 from direct appropriations) – GSA finances its real property management activities through user charges, set at commercially comparable rates, collected from agencies occupying GSA-controlled properties. This funding provides payment for domestic space occupied by the Department.

Overseas Program Support ($1,906,266,000 from direct appropriations) – This activity includes operations activities at more than 260 posts abroad, including personnel and financial management services, building maintenance staff, shipping and customs clearance, and motor pool services.

Domestic Infrastructure and Program Support ($573,978,000 from direct appropriations) – This activity includes the infrastructure located in the United States that is dedicated to the administrative support of U.S. diplomatic activities and other USG agencies overseas, such as domestic personnel and financial management services, domestic building operations and routine maintenance, acquisition services, and other general administrative services.

Post Assignment Travel ($186,049,000 from direct appropriations) – Post Assignment Travel funds the cost of travel, transportation, and related items in connection with the appointment, transfer, and separation of the Department's American full-time permanent staff and their families. Tours of duty are generally three or four years at most overseas posts, and one or two years at posts with hardship conditions.

STATE PROGRAMS

State Programs by Activity

($ in thousands)

Activities	FY 2009 Actual	FY 2010 Enacted	FY 2011 Request	Increase/ Decrease
Policy Formulation	398,702	402,568	405,685	3,117
Conduct of Diplomatic Relations	1,250,911	1,320,958	1,719,125	398,167
Public Diplomacy	405,974	525,875	573,570	47,695
Conduct of Consular Relations	1,557,877	1,896,857	2,623,200	726,343
Multilateral Diplomacy	74,824	78,601	119,437	40,836
Diplomatic Security/Counterterrorism/Worldwide Security Protection	2,181,361	2,597,613	2,968,544	370,931
Information Resource Management	951,471	1,004,234	968,504	(35,730)
Training Services	131,645	177,321	180,532	3,211
Medical Services	36,535	49,108	56,549	7,441
Rental Payments to GSA	183,481	185,531	194,212	8,681
Overseas Program Support	1,193,725	1,397,822	1,906,266	508,444
Domestic Infrastructure and Program Support	487,842	516,239	573,978	57,739
Post Assignment Travel	182,705	183,619	186,049	2,430
Total	**9,037,053**	**10,336,346**	**12,475,651**	**2,139,305**

STATE PROGRAMS

Highlights of Budget Changes

($ in thousands)

($ in thousands)	D&CP Ongoing Operations	Worldwide Security Protection	Capital Investment Fund	Total
FY 2010 Enacted	**6,640,786**	**1,586,214**	**139,000**	**8,366,000**
Built-in Changes				
Base Adjustments	**(28,730)**	**(42,930)**	**0**	**(71,660)**
Technical Change **DTS-PO**	(32,771)	0	0	(32,771)
Iraq Operations	(1,644)	0	0	(1,644)
Operational Level Adjustment	0	(55,330)	0	(55,330)
Program Funding Regularization	5,685	12,400	0	18,085
Annualization of FY 2010 Requirements	**(28,500)**	**3,612**	**0**	**(24,888)**
Annualized Prior Year COLA Adjustment	11,584	3,612	0	15,196
New Positions	(40,084)	0	0	(40,084)
Anticipated FY 2011 Wage & Price Requirements	**285,809**	**70,844**	**0**	**356,653**
American COLA	25,597	6,766	0	32,363
Foreign Service Modernization	153,827	7,855	0	161,682
Locally-engaged Staff Wage Increases	52,881	5,740	0	58,621
Overseas Inflation	19,697	21,418	0	41,115
Domestic Inflation	15,784	5,570	0	21,354
GSA Rents	9,465	800	0	10,265
Medical Inflation	556	158	0	714
Domestic Guard Inflation	0	383	0	383
Local Guard Program & Other Global Inflation	8,002	22,154	0	30,156
Total, Built-in Changes	**228,579**	**31,526**	**0**	**260,105**
Total, Current Services / Subtotal	**6,869,365**	**1,617,740**	**139,000**	**8,626,105**
Program Changes				
Human Resources	14,316	0	0	14,316
Overseas Programs	703,282	0	0	703,282
Diplomatic Policy and Support	21,778	0	0	21,778
Security Programs	372,759	(57,040)	0	315,719
Subtotal, Program Changes	**1,112,135**	**(57,040)**	**5,100**	**1,060,195**
Acquisition Improvement Initiative	3,021	0	0	3,021
Total, FY 2011 Request	**7,984,521**	**1,560,700**	**144,100**	**9,689,321**

Diplomatic and Consular Programs – Ongoing Operations

The FY 2011 request for Diplomatic and Consular Programs (D&CP) Ongoing Operations is $7.985 billion, an increase of $1.344 billion above the FY 2010 estimate of $6.977 billion, which includes FY 2009 supplemental funding of $361 million. Of the total increase, $229 million sustains current services, $1.112 billion funds program changes and $3.021 million funds the Acquisitions Improvement Initiative pursuant to General Provision 7060. The FY 2011 request for appropriated funds will be further leveraged through increased availability of consular fee revenues to offset existing support costs for consular functions.

The net increase for FY 2011 base adjustments and built-in changes covers the anticipated American pay increase and overall locally engaged staff wage increases of 2.8 percent. These are based on the locally engaged staff wage gap identified in recent salary surveys, as well as a 1.4 percent increase for domestic and overseas non-wage inflation. A summary of these increases follows:

- Base Adjustments: - $28.73 million
- Annualization of FY 2010 Requirements: -$28.5 million
- Anticipated FY 2011 Wage Requirements: $53.504 million
- Anticipated FY 2011 Price Requirements: $232.305 million

Reorganization of the Diplomatic Telecommunications Service Program Office: -$33,771,000

The Diplomatic Telecommunications Service Program Office (DTS-PO) was established by Public Law 102-140 in October 1991 to manage a fully integrated global telecommunications network. DTS-PO installs, operates, and manages a private global telecommunications network for all U.S. Government agencies and departments at all diplomatic and consular locations abroad. Pending legislation would reorganize the governance, management, and funding structure of the Diplomatic Telecommunications Service (DTS) and DTS-PO. While DTS-PO's mission would essentially remain the same under such legislation, the Department, and other customers would reimburse DTS-PO only for bandwidth services attributable to each agency and for specific customer-driven projects for which amounts have not been appropriated for allocation to DTS-PO.

FY 2011 Program Changes

Human Resources: $14,316,000 including 117 Positions

Human Resources Initiative: $12,183,000 including 99 Positions

Please see the Human Resources Initiative section.

Bureau of Human Resources: $693,000 including 6 Positions

The additional 6 positions will support the Diplomacy 3.0 initiative. To increase the size of the Foreign Service by 25 percent over FY 2009 - 2014, HR continues to ramp up recruitment, evaluation, and employment efforts.

Foreign Service Institute: $1,440,000 including 12 Positions

Additional resources are required to deliver training to support the Department's top foreign policy priorities, as well as to support the wider Federal government as one of five OPM-authorized

eTraining service providers and one of three OMB-approved providers of computer security training. To meet the demands of current and anticipated employees throughout their careers the Department must address rebuilding the "training float" and allow time and opportunity for proper training. Funding will enable the Department to increase the language training capability in critical needs languages including Dari, Pashto, Urdu, Russian, and Chinese and provide training for the foreign affairs community in support of critical operations in Afghanistan and Iraq, and to members of the Civilian Response Corps. In addition, funding will support increased access to distance learning capabilities for the global workforce.

Overseas Programs: $703,282,000 including 313 Positions

Iraq and Afghanistan-Pakistan Operations: $593,584,000 including 130 Positions

Please see the Iraq and Afghanistan – Pakistan Operations sections.

Overseas Programs: $109,698,000 including 183 Positions

Bureau of African Affairs: $11,656,000 including 37 Positions

Funding for thirty-seven new positions is requested, and includes two Civil Service, one domestic Foreign Service, and 34 overseas Foreign Service. These additional positions will support U.S. foreign policy priorities and administrative growth occurring throughout Africa. The establishment of these positions will enable the Department to maintain effective and efficient operations that better serve American citizens, promote U.S. interests abroad, enhance public diplomacy efforts, pursue diplomatic solutions to national security issues, and protect America's borders. These positions will manage foreign assistance programs, improve critical medical services to employees and family members, provide adequate staffing based on post size, growth and complexities; provide the administrative platform required to support PEPFAR and other foreign policy programs, counter anti-Americanism, and comply with State inspector general recommendations.

Bureau of East Asian and Pacific Affairs: $8,091,000 including 27 Positions

Funding for 27 new positions is requested, and includes 2 Civil Service, 2 domestic Foreign Service, and 23 overseas Foreign Service. China bilateral relations are critically important and the U.S. intends to work together with China to build a positive, cooperative, and comprehensive relationship to address common challenges and seize common opportunities. Resources requested will enable the Department to expand its diplomatic platform and further broaden mutually beneficial cooperation in a wide range of areas, including economy and trade, counterterrorism, public diplomacy, law enforcement, public health, science and technology, education, and culture. Resources requested will also support outreach to new audiences and dialogues that advance U.S. interests.

Bureau of European and Eurasian Affairs: $2,341,000 including 7 Positions

Funding for 7 additional overseas Foreign Service positions is required to support the promotion of a peaceful, united and democratic Europe, increased engagement in the Balkans and Turkey, expanded outreach and public diplomacy programs and working with European partners. The positions will be used to maintain a robust diplomatic platform in support of these strategic objectives.

Bureau of Near Eastern Affairs: $9,074,000 including 30 Positions

Funding for 30 new positions is required, and includes 5 Civil Service, 3 domestic Foreign Service, and 22 overseas Foreign Service. These positions are needed to support post operations in the region. 7 new ICASS positions will support the growth in Abu Dhabi, Dubai, Cairo, Algiers, Amman,

Dhahran and Jerusalem. Program positions will support expanded engagement in Libya, monitoring economic activities in UAE and cultivating and expanding bilateral relationships with Saudi Arabia.

Bureau of South and Central Asian Affairs: $7,028,000 including 25 Positions

Apart from Afghanistan and Pakistan, funding for an increase of 25 positions is required, and includes 6 domestic Foreign Service and 19 overseas Foreign Service. Five new ICASS positions will support growth in India, Nepal, and Sri Lanka. Program positions will support expanded engagement and increased reporting and cultural affairs outreach in India, Turkmenistan, Tajikistan and Uzbekistan.

Bureau of Western Hemisphere Affairs: $10,662,000 including 36 Positions

Funding for 36 additional positions is requested, and includes 5 domestic Civil Service, 9 domestic Foreign Service, and 22 overseas Foreign Service. These additional staff will support growth in a number of countries, such as Argentina, Bahamas, Brazil, Colombia, and Ecuador. They will enable the Department to maintain effective and efficient operations that better serve American citizens, promote U.S. interests abroad, pursue diplomatic solutions to the safety of the hemisphere's citizens, protect America's borders, and confront threats to U.S. security, influence foreign opinion through public diplomacy, and engage and educate through exchange programs.

Public Diplomacy

Please see the Public Diplomacy section.

Multilateral Diplomacy Support: $39,146,000 including 5 Positions

In order for the Department to effectively manage expanding U.S. policy priorities in the UN as well as accountability of multilateral programs, funding for 5 new positions is required to provide various critical functions. These include: oversight of the UN funds and programs such as UNICEF, UNDP, WFP, the Office of Internal Oversight Services and the Independent Audit and Advisory Committee; provide expertise on environmental and energy concerns expressed by UN organizations; and ensure the work of the UN organizations in Rome is fully integrated with country-level strategic planning under the new foreign assistance framework. In addition, the United States -- in collaboration with the global community -- will lead a new effort to enhance food security to achieve the poverty and hunger related Millennium Development Goals, under a global partnership and the five key food security principles in the international strategy announced by President Obama and Secretary Clinton.

Funding for the 5 additional positions is required to further the U.S. efforts to promote respect for human rights and dignity, including support to the Human Rights Council in Geneva, U.S. policy initiatives on food security and dialogue with the Organization for the Islamic Conference, and global media outreach programs in Geneva.

The United States has committed to hosting the Asian-Pacific Economic Conference (APEC) in 2011. The Department of State plans to allocate a total of $81 million for costs related to hosting the APEC forum in FY 2011. Of this amount, a program increase request of $38.2 million is requested within the Office of International Conferences. Additional funds will be allocated to meet the total costs of APEC from within overall Department funding availabilities in FY 2011. The Department's ability to support program needs in FY 2011 including the APEC conference is dependent upon action by the Congress on the Department's overall budget request for Diplomatic and Consular Programs including the Administration's user fee proposals.

Office of the Medical Director: $6,599,000 including 10 Positions

Funding for 10 additional positions is requested, and includes 3 Civil Service and 7 overseas Foreign Service to provide medical care for the growing number of employees and family members.

Currently, medical services are provided to over 55,000 employees and family members assigned overseas. In FY 2011, the population is projected to increase to approximately 60,000 employees and family members. In consultation with the Regional Bureaus and overseas posts, and considering the size of the missions, availability and accessibility of quality local medical care, local health risks, availability of medical care in the surrounding geographical area, and access to emergency transportation services.

In addition, $4 million will provide the Department with an opportunity to acquire an interoperable EMR system that can be deployed in Washington, DC and 190 health units worldwide. Costs associated with this effort include migration of data contained in the current eMED system (projected to be close to 50,000 individual patient histories including 2.5 million scanned document images by FY 2011). Funding will be needed to purchase commercial licenses required by the other agencies' systems, hardware upgrades, training and implementation for clinician and allied health support staff. On-going costs will include regular operations and maintenance as well as scanning and indexing of patient health records.

Bureau of International Information Programs: $15,101,000 including 6 positions

See the Public Diplomacy Section.

Diplomatic Policy and Support: $24,804,000 including 98 Positions

Office of the Secretary: $630,000 including 9 Positions

- *Information Resources Management Information Technology: $67,000 including 1 Position*

  Information technology continues to be a critical component of the Executive Secretariat's day-to-day operations. Requests for IT assistance continue to rise, types of devices to be supported increase (i.e. BlackBerry devices), and the number video teleconference sessions have increased from 490 in FY 2005 to 3,109 in FY 2008.

- *Office of Correspondence and Records Technical Information Specialist: $43,000 including 1 Position*

  A Technical Information Specialist is needed to address the increasing workload within the office.

- *Office of Civil Rights Title VI and IX Responsibilities: $59,000 including 1 Position*

  The Department annually awards grants and administers programs that total millions of dollars in Federal funds. To comply fully with statutory requirements, the Office of Civil Rights needs to establish a Title VI, Title IX, and Section 504 Program Unit with the requested position to ensure grant recipients comply with all relevant laws and policies to prevent unlawful discrimination against the beneficiaries of their services. The unit will be responsible for developing a complaints management process, a system of pre- and post-award surveys, and developing and sharing best practices gleaned from other agencies.

- *Office of the Coordinator for Counterterrorism: $461,000 including 6 Positions*

  This request for FY 2011 reflects the resources necessary to sustain and support the increased pace of program activities that the coordinator has been tasked to perform by both the Secretary and by the President, especially the Regional Strategic Initiative.

Bureau of Legislative Affairs: $185,000 including 3 Positions

The Bureau of Legislative Affairs opened its Senate Liaison Office in December 2009. Funding for the requested positions will support increased engagement with Congress and provide a permanent Bureau presence on the Hill in furtherance of the Department's legislative objectives related to U.S foreign policy.

Office of the Legal Adviser: $532,000 including 4 Positions

The Department requests funding for 4 positions to support the following areas: Law of War related to detainees held at Guantanamo, future of U.S. detention policies and hundreds of habeas corpus cases; consular litigation increased work load, with as many as 60 ongoing visa cases at a time, due in part to the Western Hemisphere Travel Initiative; piracy as a result of increased incidence of piracy off the coast of Somalia; climate change, Cybersecurity to support development of a deterrence strategy, international standards for private sector internet providers, and the telecommunications industry insofar as it is engaged in cybersecurity issues.

Bureau of Intelligence and Research: $1,073,000 including 7 Positions

Funding for these positions would result in additional foreign affairs expertise to support the intelligence needs of the Secretary of State. Specifically, the new positions would be used to: provide more in-depth analytic coverage on counterterrorism issues; expand analysis and international outreach on cyber security issues; augment coordination of sensitive intelligence programs on behalf of the Department and facilitate senior policy reviews; strengthen protection of sensitive national security information by enhancing security systems and procedures, and emphasize recruitment efforts to bring-on-board the next generation of bureau experts.

Arms Control and International Security: $2,121,000 including 24 Positions

- *Counter Piracy Initiative: $186,000 including 2 Positions*

  In January 2009, the Department launched of the Contact Group for Piracy off the Coast of Somalia, which has become the primary international forum for coordination of counter-piracy operations, policies, and programs. These positions will establish the secretariat function for the Department and provide policy management and support for the maritime security assistance program development, including State, USG, multilateral, and foreign donor security sector reform assistance program management.

- *Directorate of Defense Trade Controls (DDTC) 12 Positions funded by fees*

  The Office of Defense Trade Controls will use fees to fund 12 new positions. Current legislation limits fee funding to compliance and information technology positions related to compliance. In addition, the Department has requested legislation to expand the use of registration fees in order to fund 100 percent of DDTC costs with fees.

- *Regional Security and Arms Transfer (RSAT): $559,000 including 6 Positions*

  These 6 positions are currently funded through hiring exemptions, and funding for permanent positions is requested to focus on transit rights through Russia and Poland's missile defense and military modernization efforts; bilateral relations with Pakistan and India; engagement with the new Combatant Command; and third-party arms transfers.

- *Political-Military Action Team (PMAT): $838,000 including 9 Positions*

  The increase requested would provide support for additional Foreign Service Officers who would serve as Political-Military Watch Officers, and civil service personnel who would serve as Military-Operations Watch Officers.

- *International Security and Nonproliferation Personnel: $538,000 including 7 Positions*

  This increase will allow the Bureau to begin to restore its nonproliferation expertise, especially regarding NPT and IAEA issues, and to be able to meet the added new challenges of the President's ambitious arms control and nonproliferation agenda.

Democracy and Global Affairs: $3,158,000 including 35 Positions

Oceans, Environment and Science: $858,000 including 11 Positions

The Department is currently engaged in more than 400 separate treaties, negotiations, commissions and partnerships. Each of these requires OES leadership to represent critical U.S. political, economic, or environmental interests that are fundamental to U.S. foreign policy objectives. These additional positions will be used to support climate change, and other foreign policy priorities, such as water, sanitation and trans-boundary water resource management, environmental and science and technology engagements with key strategic partners such as China, U.S. trade partners, and the Muslim world.

Bureau of Democracy, Human Rights, and Labor: $1,623,000 including 19 Positions

Funding for positions is required to supplement staff in the Policy Formulation sections of the bureau and strengthen its Leahy Vetting and Human Rights Council programs. To fulfill the requirements of the Leahy Amendment, DRL vets several thousand requests per year to ensure that human rights violators do not benefit from USG military assistance.

Trafficking in Persons: $496,000 including 3 Positions

Funding requested will allow the Department to visit more countries in order to make the most accurate assessments of foreign governments for the annual Trafficking in Persons Report (TIP Report) to Congress. Additional staff on these teams will help in assessing the steadily increasing number of countries ranked in the TIP Report through engaging regional bureaus and foreign governments and in performing enhanced monitoring and evaluation of new and existing country projects.

Bureau of Economic, Energy, and Business Affairs: $181,000 including 2 positions

The requested increase will give EEB the latitude to balance workloads within the office to meet demands on the office for leadership of U.S. investment policy in multilateral and bilateral investment treaty negotiations, as well as handle the increased cybersecurity workload that will occur as a result of the President's new initiative to improve the nation's cybersecurity.

Administration and Resource Management: $17,139,000 including16 Positions

Bureau of Administration: $12,016,000 including 6 Positions

- *Procurement Initiative: $3,021,000*

  The increase will enhance the Departments acquisition workforce capabilities as part of a broader Administration initiative.

- *Office of Allowances: $56,000 including 1 Position*

  The Secretary of State is directed by Executive Order 10903 to manage the overseas allowances and differentials program (Title 5, United States Code, Sections 5921 – 5928) for all U.S. Government citizen civilian employees abroad, regardless of agency. The Secretary is also directed by Executive Order to manage the Foreign Area Per Diem program for official travelers. The Department requests one position to fulfill its statutory obligations to the interagency community.

- *Global Information Services/Record Management: $50,000 including 1 Position*

  The Department requests funding to support ongoing programs directed at achieving the goals of information availability, compliance with President Obama's memorandum on "Openness and Transparency in Government" and E-Government initiatives, and meeting the Department's critical information objectives. The requested increases will strengthen controls that safeguard Personally Identifiable Information; improve compliance with Freedom of Information Act (FOIA) statutory requirements and responsiveness to FOIA requests; and address records management requirements, such as identifying vital record collections, scheduling the Department's records systems for disposition, and training Department employees in record keeping requirements.

- *Renovations and General Maintenance Properties: $1,735,000 including 1 Position*

  The Department requests funds to upgrade its facilities and facilities-related equipment to provide energy efficient, sustainable, secure, safe, and functional domestic office space for the Department's employees to conduct their work. The requested increases will allow the Department to provide for the operation and maintenance of an additional 500,000 square feet of occupied space added to the Department's real estate portfolio; pay utility rate increases; pay the Department's share of Information Technology and Security costs for State Annex-2 located at 515 22nd Street NW, Washington, DC, which will augment the building owner's $8 million investment in life safety systems and air conditioning; initiate aggressive programs to conserve energy and expand environmental sustainability programs throughout the Department's 8.3 million square feet of domestic real estate; and enhance critical conference spaces and studios to improve venues for international diplomatic gatherings and conferences.

- *Major Renovation at Blair House: $2,000,000*

  The Blair House complex hosts foreign Heads of State during State visits and is considered a Level-5 facility (highest priority for vulnerability protection). The General Services Administration (GSA) will initiate a major renovation of Blair House in FY 2012. GSA will focus on replacing the aging infrastructure in the building and associated exterior facades. The Department will be required to provide tenant build-out/replacement/refurbishing of the historic fabric of the building, to include other tenant improvements such as telecommunications cabling. The Department's request in FY 2011 is to begin the design for this major renovation process and arrange for the decommissioning and storage of the historic furniture and furnishings in the Blair House complex. This is necessary to preserve and protect historic features of the structure (special wall coverings, trim work and other unique characteristics). Additional funds in future years will be required as the restoration of the infrastructure nears completion.

- *Second International Chancery Center (ICC2) and Potomac Annex (Navy Hill): $4,935,000*

  The 2005 Base Realignment and Closure (BRAC) legislation allows the Department to acquire BRAC properties. Obtaining the Walter Reed Army Medical Center (WRAMC) will accommodate embassies in Washington, D.C., thereby facilitating reciprocal action by other governments for accommodating placement of U.S. embassies overseas and improving foreign relations. In addition, the Department will acquire the Potomac Annex (Navy Hill) properties in an effort to fulfill the Department's space requirement.

- *Establishment of New Fleet Policy Office: $125,000 including 1 Position*

  The Department requests funds and one position to create a new fleet policy office to improve the management, efficiency and effectiveness of the Department's worldwide vehicle fleet ($500 million) by centralizing policy within one office. This consolidation is in keeping with PL 99-272 (1985), GAO finding (2004 report), formal third-party study recommendation (2006), and industry best practices as identified by GSA in its annual Policy Review Initiative (2008). This new office will assume the lead role in creating internal fleet policy.

- *Grants Management Program Initiative: $94,000 including 2 Positions*

  The FY 2010 President's Budget laid a path to double the Department's foreign assistance budget by FY 2015. GAO, OIG and other reports recommend improving the Department's capability to train federal assistance personnel and provide needed oversight of the Department's grant programs. The Department will implement a grants management plan by developing and presenting grants training both on-line and regionally, performing grants management reviews of assistance programs, and providing oversight and guidance to a world-wide cadre of personnel who implement federal assistance programs. Improved grants management will prevent reoccurrence of a significant deficiency in management controls highlighted for grants management.

Bureau of Information Resource Management: 5 Positions

The increase of 5 positions for IRM is to be funded from requested resources to increase the ratio of USG to contract employees, and to allow for IRM to strategically place these new hires in positions to maximize IT support to the increased staffing in the Department worldwide.

Undersecretary for Management: $68,000 including 1 position

The Secretary recently announced the Greening Diplomacy Initiative and the establishment of a new Greening Council to be chaired by the Under Secretary for Management. This Council will engage with all Department bureaus on greening and sustainability issues. Funding requested, including one position will be used to establish formal mechanisms to engage stakeholders and employees throughout the Department; coordinate budget requests; collect data, benchmark against public and private sector best practices; and establish and track Department performance metrics.

STATE PROGRAMS

Bureau of Resource Management: $5,055,000 including 4 positions

- *Post Support Unit (PSU) Phase II Expansion: $300,000*

  This request supports the one-time costs of Phase II Expansion of the Global Financial Services Post Support Unit global operation. Recurring costs for PSU, including FSN salaries and operating costs, will be recouped through service level agreements with bureaus and posts. This one-time funding request is an essential corporate investment in cost-effective financial processing platform for posts.

- *Automation Requirements: $4,334,000 including 4 Positions*

  The Resource Management Bureau requests funding for 4 new positions and increased funding to address automation requirements including: imaging of payroll files to replace over 27,500 active and inactive American Pay employee records, re-build the ICASS budgeting system, and upgrade CRMS/BRMS, to improve the Department's budgeting system. In addition, this request supports improved compliance to stabilize and maintain critical financial statement data for audit liaison in internal controls, allowing core financial management personnel, including all Financial Management Officers, to play a higher value-added and location-specific financial management role.

- Special Representative – Global Partnership Office Funding: $421,000

  Resources requested will enable the expansion of the new office for the Special Representative to the Secretary for partnerships and will be used to initiate the priority public-private partnerships, provide for the development of on-the-ground partnership objectives and build new lasting relationships.

<u>Security Programs: $372,759,000</u>

Please see the Iraq Operations section.

This page intentionally left blank.

HUMAN RESOURCES INITIATIVE

Resource Summary

($ in thousands)

Appropriations	FY 2009 Actual	FY 2010 Enacted	FY 2011 Request	Increase / Decrease
Positions	520	1,085	1,184	99
Funds	200,645	387,835	519,311	131,476

Program Description

The Department's FY 2011 request for strategic hiring has been developed in support of an ambitious, long-range strategy to support the Administration's vision of a 25 percent increase in Foreign Service capacity with commensurate increases in Civil Service policy development and program support capabilities. Its primary focus is a growing mission presence overseas, staffed by officers more fully prepared to handle the vast array of transnational challenges of our time. The Secretary's "Smart Power" strategy seeks diplomatic solutions to increasingly complex global issues. As such, the workforce of the Department of State must be diverse, well-rounded, and agile. It must have the right people with the right skills in the right place at the right time.

Justification of Request

The Department's FY 2011 request is $519.3 million for the Human Resource Initiative (HRI), an increase of $131.5 million over the FY 2010 enacted level. This includes a net increase for current services of $119.5 million, including $153.8 million for Foreign Service Pay Comparability, a $40 million decrease for the removal of one-time costs associated with new positions added in previous fiscal years and an increase of $5.6 million for statutory pay raises and domestic inflation.

The Foreign Service Pay Comparability (FSPC) current services increase of $153.8 million is to eliminate the loss in basic pay that certain Foreign Service members incur while serving abroad. The average pay gap has grown between the federal and private sector, and for FY 2010, the President's Federal Pay Agent forecasts the pay gap to be nearly 37 percent. To decrease the gap between overseas posts and Washington, D.C., funding is requested to support the full locality rate for comparability. This request will be the final phased-in installment of a three-year plan closing the overseas pay gap.

The FY 2011 base for the Human Resource3 Initiative section includes 1,085 positions, of which $507.1 million are dedicated to training requirements, including critical needs languages such as Arabic, Chinese, Hindi, and Urdu. This enables the Department to continuously develop and deploy qualified staff to overseas posts and avoid prolonged staffing vacancies.

The FY 2011 request also includes the following program increases:

Developing 21st Century Skills: $6,786,000 including 70 positions

A fully engaged and well trained diplomatic service is vital to the successful execution of the Administration's foreign policy blueprint. Diplomats must be able to leverage all the tools of diplomacy to address the challenges of a complex, ever changing, and increasingly global world – a world where terrorism and pandemics freely cross borders and thrive on the inability of failed and failing states to

perform even basic sovereign responsibilities. The Department recognizes that defeating these threats depends as much on strengthening states and societies as on defeating enemies. Building on traditional diplomatic skills, today's diplomats must be able to work with a multiplicity of actors on a wide range of cross-cutting issues. Even more than in the past, State's personnel are serving in dangerous and less developed locations, under conditions that impact them – and their families -- both personally and professionally. To meet these demands and to ensure its personnel are qualified to implement its critical foreign policy agenda, the Department will continue the expansion, availability, and improvement of training, from the skills needed to be effective in an increasingly complex world to the training of critically needed languages. For the latter, the Department expects to increase the number of language proficient officers, increase the level of their proficiency, and increase the number of positions for which language proficiency is required.

The Department's global engagement strategy requires significant enhancements to its foreign language capabilities. Of particular importance are languages such as Arabic, Chinese, Hindi, and Urdu, some of which require two years of rigorous training to reach a competency level required to interact with a host country populace. State personnel must have the language skills to interact successfully with a hostile foreign press, actively engage and persuade a skeptical foreign audience, and promote U.S. interests to the widest possible audience, including non-governmental interlocutors outside of foreign capitals. This is vital to carry out the Administration's agenda in places where America faces the greatest challenges and dangers.

The Department plans to expand its language training among the Specialist corps to ensure they can effectively assist in meeting the Department's vital mission requirements. The Department must also ensure that while its diplomatic professionals are in language training, it is still fully able to staff missions abroad.

Global Outreach: $5,397,000 including 29 positions

To ensure that the United States maintains its proper leadership role in responding to, or proactively engaging in, issues not restricted to specific regions of the globe will require that resource investments be devoted to a variety of critical initiatives including:

<u>Economic Development, Democracy/Good Governance and Education</u>

- Encourage broader participation in the political process;
- Promote the development of democratic systems;
- Promote economic opportunity and prosperity for the poor and vulnerable;
- More fully engage countries that represent a huge share of global growth and may play a major role in determining the future course of the global economy;
- Expand the Department's ambitious program against human trafficking, to advance public awareness and increase resources devoted to aggressive global law enforcement, compassionate victim services and creative prevention programs.

<u>Global Climate Change and Clean Energy</u>

- Build an international consensus focusing on climate change;
- Leverage international public-private partnerships to deploy clean technologies and reduce greenhouse gas emissions; and
- Manage bilateral and regional programs related to drinking water and sanitation, and water resource management.

HUMAN RESOURCES INITIATIVE

Global Health

- Lead and coordinate bilateral programs world-wide, in policy as well as management;
- To turn the tide against HIV/AIDS; and
- Expand life-saving treatment, comprehensive prevention programs and care for those in need.

Global Security

- Assume a primary role in the USG strategy for countering terrorism through attacking terrorist networks and countering violent extremism;
- Facilitate constructive partnerships with the Department of Homeland Security and other USG agencies;
- Minimize the threat of weapons of mass destruction; and
- Foster conflict prevention and resolution.

Resource Summary

	Positions				Funds ($ in thousands)		
	American			Pos	Bureau	American	Funds
	Domestic	Overseas	FSN	Total	Managed	Salaries	Total
FY 2009 Actual	496	24	0	520	101,388	99,257	200,645
FY 2010 Estimate	772	313	0	1,085	228,889	158,946	387,835
FY 2011 Built-in Changes							
Annualization of FY 2010 COLA	0	0	0	0	113	802	915
Domestic Inflation	0	0	0	0	533	0	533
FS Pay Modernization Increase	0	0	0	0	48,543	105,284	153,827
FY 2011 American COLA	0	0	0	0	2,099	2,003	4,102
Non-recurral of one-time costs	0	0	0	0	(40,084)	0	(40,084)
Total Built-in Changes	0	0	0	0	11,204	108,089	119,293
FY 2011 Current Services	772	313	0	1,085	240,093	267,035	507,128
FY 2011 Program Changes							
HRI Year 2 Increase	87	12	0	99	4,668	7,515	12,183
Total Program Changes	87	12	0	99	4,668	7,515	12,183
FY 2011 Request	859	325	0	1,184	244,761	274,550	519,311

HUMAN RESOURCES INITIATIVE

Staff by Program Activity
(positions)

	FY 2009 Actual	FY 2010 Enacted	FY 2011 Request	Increase / Decrease
Conduct of Diplomatic Relations	490	1,065	1,164	99
Public Diplomacy	30	20	20	0
Total	520	1,085	1,184	99

Funds by Program Activity
($ in thousands)

	FY 2009 Actual	FY 2010 Enacted	FY 2011 Request	Increase / Decrease
Conduct of Diplomatic Relations	198,765	347,125	478,568	131,443
Public Diplomacy	1,880	40,710	40,743	33
Total	200,645	387,835	519,311	131,476

FY 2011 Request
Program Activities

	Positions				Funds ($ in thousands)		
	American			Pos	Bureau	American	Funds
Human Resources Initiative (HRI)	Domestic	Overseas	FSN	Total	Managed	Salaries	Total
Conduct of Diplomatic Relations	853	311	0	1,164	206,712	271,856	478,568
Public Diplomacy	6	14	0	20	38,049	2,694	40,743
Total	859	325	0	1,184	244,761	274,550	519,311

Funds by Object Class
($ in thousands)

	FY 2009 Actual	FY 2010 Enacted	FY 2011 Request	Increase / Decrease
1100 Personnel Compensation	146,470	116,749	201,150	84,401
1200 Personnel Benefits	54,175	42,197	73,400	31,203
2500 Other Services	0	228,889	244,761	15,872
Total	200,645	387,835	519,311	131,476

D&CP – PUBLIC DIPLOMACY

RESOURCE SUMMARY

($ in thousands)

Appropriations	FY 2009 Actual	FY 2010 Enacted	FY 2011 Request	Increase / Decrease
Positions	2,702	2,712	2,740	28
Funds	401,526	519,875	567,570	47,695

Program Description

Public diplomacy within the Department of State plays a crucial role in supporting the President and the Secretary of State in their efforts to promote U.S. national security objectives. Public diplomacy professionals perform this mission by understanding, informing, engaging, and ultimately influencing foreign publics on behalf of U.S. foreign policy. In today's interconnected world, people everywhere and at all levels of society are bombarded with information and are more engaged with the wider world than ever before. Young people especially see the world through new lenses that fuel both new aspirations and old resentments. This has far-reaching implications for U.S. foreign policy and national security.

Governments inclined to support U.S. policies will back away if their populations do not trust us as a partner. Developing productive relationships with people around the world will reverse this dynamic. Less cooperative regimes will be forced to moderate their positions under popular pressure. To the extent that the U.S. succeeds, threats faced today will diminish and new partnerships will be possible.

Traditional government-to-government diplomacy is no longer enough. The ability to build and sustain the kind of partnerships needed to address the challenges of this century – and seize its opportunities – will depend on bolstering U.S. credibility with the people of the world and forging an ethic of common purpose. Growing this credibility is a primary goal of public diplomacy and the Department's ability to meet its public diplomacy objectives – and, ultimately, broader U.S. policy goals – will depend upon the strategic application of resources toward rebuilding U.S. engagement with the people of the world. Traditional outreach programs that build personal relationships, such as people-to-people exchanges, U.S. Speakers, and mission-sponsored cultural events must be combined with cutting-edge communications technology.

The U.S. is not the only nation that sees the significance of increased engagement. Friends, competitors, and adversaries alike are moving quickly. The U.S. is increasing the scope and speed of its communications with foreign publics, moving beyond mere messaging. The objectives are to listen more and lecture less and learn how people listen to us in order to understand how words and deeds are actually heard and seen. The more languages and venues we communicate in and the more respect the U. S. shows for its audience, the more effective the Administration's public diplomacy efforts will be.

Public diplomacy within the Department is led by the Under Secretary of State for Public Diplomacy and Public Affairs (R). The Under Secretary provides overall policy and strategic leadership, resource management, and interagency coordination for public diplomacy. The Under Secretary ensures that public diplomacy resources are allocated strategically in accordance with U.S. Government policy priorities, and that public diplomacy programs and activities are formulated and implemented on the basis of sound research and with due provision for results, reporting and analysis.

D&CP – PUBLIC DIPLOMACY

There are approximately 622 Foreign Service Officers (FSOs) and 1,702 Locally Engaged Staff (LES) engaged in full-time public diplomacy positions at overseas missions. Public Affairs Officers sit on Mission Country Teams and coordinate public diplomacy with other Mission elements, such as USAID, DOD, DHS, and others. They administer and implement Washington-based programs and initiatives, complementing them with unique one-country programs and activities to engage host-country publics and address issues related to local perceptions and conditions.

The Bureau of International Information Programs (IIP), which is also funded with Public Diplomacy resources, communicates with foreign publics, including opinion-makers and youth, about U.S. policy, society, and values. IIP engages foreign publics through its U.S. Speaker program, print outreach, and websites in Arabic, Chinese, English, French, Persian, Russian, and Spanish. The Bureau also provides policy and technical support of official embassy websites and develops new social networking and other new media outreach and engagement tools. IIP and other bureaus employ a total of 388 civil service staff supporting public diplomacy activity.

Justification of Request

The Department's FY 2011 request of $567.6 million funds current services and supports and advances the Department's public diplomacy efforts. An increase of $14.5 million for statutory pay raises and inflation is requested to maintain the FY 2010 level of activity. An increase of $33.2 million and 28 positions is requested compared to the FY 2010 base of $519.8 million and 1,010 positions for the program. Specific FY 2011 program changes are as follows:

American Centers: $14,356,000

The President and the Secretary of State have underscored the importance of revitalizing the Department's official presence in foreign countries through the opening of new American Centers outside the secured confines of embassies or consulates. This new request marks a major turning point in USG support for American Centers, many of which were closed or spun off during the past two decades for reasons of cost, security considerations, and/or shifting U.S. priorities. American Centers have traditionally served as venues for public diplomacy programs, English teaching, libraries, information resource centers, and video facilities, among other functions. The opportunity to establish centers will leverage technology as an effective means of facilitating direct contact between foreign citizens and American society and culture.

Because of widely varying local interests, preferences, and security conditions in foreign locations, there is no "one-size-fits all" approach to opening American centers. Therefore, the plan for FY 2011 is to establish eight to ten new centers as pilot projects around the world, with varying sizes and functions reflecting different local conditions and priorities. The funding requested would cover make-ready, staffing, equipment and maintenance costs for these new centers. Funding will also support the training and development of IIP's Information Resource Officer Corps, charged with working with American and locally-engaged staff at overseas posts and local American center employees to develop information outreach programs.

New American Officer Positions: $7,356,000 including 28 positions

The President and the Secretary of State are committed to renewing the nation's engagement with the people of the world and restoring the kind of leadership that has made the United States a force for global progress for so much of its history. Accomplishing this will require additional staffing of the public

diplomacy function in the Department of State, in accordance with the Secretary's Diplomacy 3.0 initiative. This request would fund the cost of establishing a total of 28 new American positions (8 domestic and 20 overseas) in FY 2011.

Position detail is provided in the Regional Bureau chapters.

Pakistan Strategic Communications: $11,450,000

This request funds the extension and expansion of public diplomacy programs in Pakistan above the$30.9 million originally funded by the Supplemental Appropriations Act, 2009 (P.L. 111-32). This program will advance U.S. foreign policy goals and further U.S. national security interests by expanding and strengthening engagement, communication, and mutual understanding with the people of Pakistan. The goals of this program are to reduce support for Al Qaeda, the Taliban and other extremist groups and ideologies; build confidence in the capabilities of the Pakistan government to serve its people; improve and expand the professionalism of Pakistani media; and strengthen the U.S. relationship with Pakistani people at all levels of society.

This page intentionally left blank.

IRAQ OPERATIONS

Resource Summary

($ in thousands)

Appropriations	FY 2009 Actual (2)	FY 2010 Enacted	FY 2010 Supplemental	FY 2011 Request (3)	Increase / Decrease (4)
Positions (1)	590	535	129	483	(52)
Funds	1,506,913	1,121,641	1,570,000	1,787,100	665,459

(1) Includes inter-agency and temporary hires
(2) FY 2009 total includes $336.0 million in FY 2010 forward funding provided by the Supplemental Appropriations Act, 2009 (P.L. 111-32)
(3) Excludes FY 2010 Supplemental request
(4) Difference between FY 2011 request and FY 2010 Enacted

Program Description

The Department of State plays a vital role in achieving the Administration's goal of a sovereign, stable, and self-reliant Iraq. The U.S. mission to Iraq provides impartial support on political issues, builds Iraqi capacity to deliver services, and supports Iraqi refugees and internally displaced persons. The U.S. Embassy in Baghdad must retain the required personnel and other resources to meet the challenges that support this approach and that support an Iraqi Government that is just, representative, and accountable, and provides neither support nor safe-haven to terrorists. The resources identified in the FY 2011 request are essential to this effort.

The U.S. Mission in Iraq's important and complex relationship with the Iraqi Government is served by more than 1,200 direct-hire Americans, in Baghdad and in the provinces, which represent 14 agencies operate under Chief of Mission (COM) authority. The Department utilizes a wide range of staff drawn from local Iraqis, third-country nationals, and U.S. citizens hired through a variety of mechanisms and contracts that provide security, logistics, and program support to U.S. Mission operations. The Department currently operates the U.S. Embassy in Baghdad, a Regional Embassy Office in Basrah, and 16 Provincial Reconstruction Teams (PRTs) located throughout Iraq. The PRTs and the military brigades work jointly to improve, within local institutions, the capacity to govern effectively. As the U.S. military transitions, the Department will provide robust civilian engagement through the multiple diplomatic avenues at its disposal. The Embassy seeks to empower Iraqis to take the necessary steps, politically, economically, and in the fields of security and the rule of law, to fulfill commitments made to the Iraqi people and to the international community.

The Embassy conducts business on a broad range of bilateral and multilateral issues directly with the Iraqi Government. It furthers U.S. economic and commercial interests and provides opportunities for political reporting, public diplomacy outreach, and interagency coordination on matters of interest in Iraq. The Embassy also supports many other endeavors, such as support to the Iraqi High Tribunal (which prosecutes former regime members), reconstruction and economic transition efforts, and rule of law programs supporting capacity development in the legal and judicial arena. A number of programs to train police, to assist the various ministries, and to oversee funds provided by the U.S. Government for assisting Iraq are administered by Chief of Mission personnel.

The Department is preparing to take a more robust role in Iraq as the U.S. transitions from a military and reconstruction focus toward a civilian and capacity-building focus. As the U.S. military draws down in Iraq, the Embassy will assume programmatic and support requirements from DOD. The Department will begin to supply the security and logistical support for DOS operations in Baghdad and provincial locations that was formerly provided by the military. Assuming these responsibilities will present an unprecedented set of logistical and managerial challenges.

IRAQ OPERATIONS

The Department assumed from the Coalition Provisional Authority (CPA) those authorities and responsibilities that continued after CPA termination. The Department funded U.S. Mission costs from FY 2004 to FY 2009 through supplemental appropriations. The Supplemental Appropriations Act, 2009 provided $486 million for Iraq operations. An additional $1,570 million in FY 2010 supplemental funding is being requested by the Department to begin the significant transition from the current Provincial Reconstruction Team structure to the new Enduring Presence Posts (EPP).

Performance

The American and Iraqi people share a common goal of an Iraq that is sovereign, stable and self-reliant. For this to occur, governance at all levels in Iraq must be politically stable, demonstrably effective, and accountable to its people. The U.S. is engaged in promoting peaceful elections and transitions of power, and the resolution of territorial issues through the process of negotiations. Training efforts foster improved responsiveness and transparency in the actions of local authorities, and the strengthening of the judiciary within the country. These are all necessary, but not sufficient, requirements for a successful transition to Iraqi self-rule.

STRATEGIC GOAL: GOVERNING JUSTLY AND DEMOCRATICALLY						
Strategic Priority	Good Governance					
Bureau Goal	Indicator is a department level measure and was developed outside of bureau strategic planning process					
Indicator	NEW INDICATOR: Stable, Effective, and Accountable Governance in Iraq (As measured by World Bank Governance Indicators of Political Stability, Government Effectiveness, Rule of Law, and Control of Corruption, respectively (scale range from approximately -2.5 to +2.5).					
FY 2006 Result	FY 2007 Result	FY 2008 Result	FY 2009 Result	FY 2009 Target	FY 2010 Target	FY 2011 Target
New Indicator, No Rating	-2.81; -1.67 -2.04; -1.45 New Indicator, No Rating	-2.69; -1.41 -1.87; -1.48 New Indicator, No Rating	Data Available in mid-2010 New Indicator, No Rating	[Baseline year]	-2.49; -1.01; -1.67; -1.46	-2.39; -0.86; -1.57; -1.41
Impact	Result and Rating not available to determine impact.					
Methodology	Extensive information on the methodology of the World Bank Governance Indicators may be found on their web site (http://info.worldbank.org/governance/wgi/sc_chart.asp).					
Data Source and Quality	The World Bank compiles and publishes annual indicators in its World Bank Governance Indicators. Each indicator is based on multiple sources and surveys, which are weighted on accuracy and level of completeness. The indicators are based on calendar year, and published in September of the following year. The World Bank provides detailed backgrounds notes online describing the data collection and statistical analysis methods. These methods have been thoroughly researched and professionally analyzed.					

Justification of Request

The Department's FY 2011 request of $1,787 million for Iraq Operations includes overall increases to current services and support of several key initiatives. An increase of $7.6 million for statutory pay raises, domestic and overseas inflation, and increased facilities costs in addition to $6.4 million in overseas guard inflation for a total of $14 million is requested to maintain the FY 2010 level of activity.

IRAQ OPERATIONS

Bureau of Near Eastern Affairs (Mission and Provincial Operations): $278,404,000

2012 Logistics Transition Planning: $162,741,000
Based on information from the FY 2012 planning exercise, $162.7 million is being requested above the FY 2010 enacted levels to accommodate additional cost requirements associated with the reduction of the Department of Defense presence in Iraq. The additional anticipated costs include, but are not limited to: convoy support, life support services, motor vehicle maintenance, medical services, and air transportation in and out of Iraq. These requirements may be adjusted as the planning develops.

Continuing Operations: $107,401,000
The request contains $107.4 million to support ongoing operations previously funded from supplemental appropriations. These include operations and maintenance contracts, salaries, and daily operations, as well as funding to support increases in the Department's portion of the Logistics Civilian Augmentation Program (LOGCAP) contract as the DOD footprint in Baghdad diminishes.

New Locally Engaged Staff (LES): $4,712,000
The requested funding will cover costs for new locally engaged staff positions. The number of new hires will be dependent on availability of local candidates. If local hires are not available due to security or other reasons, third-country nationals and TDY LES will continue to be utilized to meet the mission requirements.

Other Non-Recurring Costs: $3,550,000
The request includes an increase of $3.6 million for other non-recurring costs for specialized projects such as painting and patching the exterior surface of the Chief of Mission Residence (CMR), Deputy Chief of Mission Residence (DCR) and Staff Diplomatic apartments (SDAs).

Bureau of Diplomatic Security (Mission and Provincial Security Operations): $378,104,000

Overseas Protective Operations: $339,308,000
Worldwide Personal Protection Services and Baghdad Embassy Security Force (BESF) contract extensions/re-competitions are estimated to increase costs 35 percent due to inflation; implementation of DOD's Synchronized Pre-Deployment and Operational Tracker reporting system (which imposes new requirements on private security companies operating in Iraq); as well as requirements of Section 7006 of Department of State, Foreign Operations, and Related Programs Appropriations Act, 2010 (Div. F, P.L. 111-117), which allows security contracts for static guard services in Iraq be awarded based on best value determinations in FY 2010. Additional costs associated with the sustainment of contract oversight are also factored into the estimates.

Security Technology: $1,784,000
The request includes an increase of $1.8 million for operations and support of the Baghdad Embassy Engineering Service Center, Electronic Countermeasures activities, Mobile Video support, and Technical Security equipment installation, maintenance and repair.

Physical Security Programs: $11,422,000
The requested increase of $11.4 million is for special protective equipment, armored vehicles, and overhead cover. Dismal road conditions in Iraq cause rapid deterioration of armored vehicles. As a result, the usual replacement cycle of five years has not been possible. Vehicles must be purchased based on a two-year replacement cycle. Overhead cover is a necessity to protect against the threat of indirect fire at vulnerable office, housing, recreational and dining facilities.

IRAQ OPERATIONS

Regional Security Operations (RSO): $16,500,000
The requested increase of $16.5 million is for supporting the development and fielding of systems to assist Embassy security operations. These include: the development of a full-spectrum communications program for an independent, but DOD-compatible radio/SATCOM communications capability for use in Iraq that will promote effective management and accountability of security equipment controlled by the Embassy's Regional Security Officer; the consolidation of vehicle maintenance operations for the Embassy RSO vehicle fleet including the building of a maintenance facility; armed vehicle integration of C4-I systems; start-up / implementation costs for Army Excess Materials Acquisition Support; and to subscribe to the DOD Civilian Arming Program to provide oversight and accountability for armed security personnel under Chief of Mission Authority.

Weapons of Mass Destruction (WMD) Countermeasures: $236,000
An increase of $0.2 million is requested to support the procurement of WMD Countermeasures equipment and training support for diplomatic locations in Iraq: Baghdad, Basrah, Hillah, Irbil and Tallil. A U.S.-based, four-person contract team travels to Iraq twice a year to provide training. A full suite of first responder equipment and personnel escape masks have been provided to post. Funding is necessary to maintain an adequate training cycle.

Personnel Security and Suitability: $3,017,000
The Bureau's Personnel Security and Suitability Program Office conducts investigations on applicants, employees, and contractors, and responds to requests by other Federal agencies for investigations overseas to assure that granting an individual access to classified information is clearly consistent with the interests of national security. Resources are requested to provide necessary staff, logistics, and travel to perform investigations and make final security clearance adjudications, as well as suitability for employment determinations critical to the hiring process.

Threat Investigations and Analysis: $842,000
The requested increase is needed to maintain the level of analytical support required to monitor critical threats in Iraq. The security environment is fluid as U.S. forces redeploy, thus reducing personnel and associated support. Funding will support three contract analysts, emergency travel to Iraq, and participation in USG-sponsored conferences concerning Iraq security issues.

AFGHANISTAN-PAKISTAN

Resource Summary

($ in thousands)

Appropriations	FY 2009 Actual (2)	FY 2010 Enacted	FY 2010 Supplemental (3)	FY 2011 Request (4)	Increase / Decrease (5)
Afghanistan – Positions (1)	356	764	457	870	106
Afghanistan - Funds	367,586	485,595	211,000	754,123	268,528
Pakistan – Positions (1)	47	58	56	82	24
Pakistan - Funds	65,145	45,837	26,000	101,574	55,737

(1) Includes inter-agency and temporary hires
(2) FY 2009 total includes $25.0 million in FY 2010 forward funding provided for Afghanistan by the Supplemental Appropriations Act, 2009 (P.L. 111-32)
(3) In addition, the supplemental would enable accelerated hiring of FY 2011 positions for Afghanistan and Pakistan, supporting a total FY 2010 increase of 554 and 80 additional positions respectively
(4) Excludes FY 2010 Supplemental request
(5) Difference between FY 2011 request and FY 2010 Enacted

Program Description

The insurgency in Afghanistan and parts of Pakistan is a fundamental threat to U.S. strategic interests. Disrupting, dismantling, and defeating al Qaeda in Afghanistan and Pakistan as well as eliminating its safe havens is a top foreign policy priority. The Administration's strategy to achieve this goal in Afghanistan is to promote a more capable, accountable, and effective Afghan government that serves its people by generating economic opportunities, and can function with limited international support. In Pakistan, the strategy is to stabilize the government through macroeconomic reforms, promote private sector growth to lay the foundations for long-term economic stability and sustainable growth, and further develop their security capabilities. The resources identified in the FY 2011 request are essential to this effort.

Afghanistan and Pakistan: Indispensable to Regional Security and Stability

The Department's FY 2011 request will continue to support the implementation of the Administration's integrated policy towards Afghanistan and Pakistan. The threat posed by al Qaeda to the U.S. and its allies, especially that of extremists capturing fissile materials, is very real. With U.S. assistance, these two countries can act to counter these threats. The Administration's comprehensive strategy for Afghanistan and Pakistan will promote a more capable, accountable, and effective government. In Afghanistan, the U.S. will work with the government to develop increasingly self-reliant security forces that can lead independent counter-insurgency and counterterrorism operations. In Pakistan, the U.S. will work with the democratic government to increase the security forces' ability to fight extremists and terrorism. The U.S. will assist the Pakistani government and people in maintaining a constitutional government and growing an economy that provides real opportunity for its people.

The significant increase in the non-military foreign assistance request for Afghanistan and Pakistan will promote these objectives. As Secretary Clinton has stated, "The goal requires a balanced approach that entails expanding civilian efforts and ensuring that the strategy is fully integrated and adequately resourced." In FY 2011, the U.S. will continue to hold both governments and ourselves accountable for progress toward defined objectives. Assistance programs must also ensure maximum flexibility to meet

dynamic needs in a war-time environment, and will allow for the development of new initiatives to fit the evolving situation on the ground.

In Afghanistan, the State Department's overall FY 2011 resource request will be used to fund operations and support the personnel needed to revitalize Afghanistan's agricultural sector with a focus on alternative livelihoods programs; begin to de-emphasize eradication and maintain interdiction assistance regarding Afghanistan's significant poppy crop; enhance the capability of an expected 82,000 strong police force by 2011; increase support for sub-national governance capacity building through the Provincial Reconstruction Teams and District Support Teams; accelerate the efforts to achieve self-reliant ministries that provide services to the Afghan people; and increase support for rule of law and economic growth programs. In FY 2011, the Department requests $754 million in operational resources to sustain a diplomatic and development platform of over 1,500 State and non-State funded Chief of Mission U.S. civilian personnel working throughout Afghanistan. This resource figure does not include security funding requested in the Worldwide Security Protection account.

In Pakistan, the U.S. is increasing resources to support personnel and efforts focusing on enhancing the capacity of the Pakistani military, civilian law enforcement entities, and investigative agencies engaged in counter-insurgency activities; make long term investments in Pakistan's people and their democratically elected government through targeted humanitarian assistance and economic relief; increase the effectiveness of democracy, governance, and rule of law programs; and increase funding for agriculture, infrastructure, economic growth, and education to promote a modern, moderate society that offers economic opportunity for its citizens, particularly its youth. The FY 2011 Request includes $102 million in operational resources (not including security programs) to support the diplomatic platform of over 350 State and non-State funded Chief of Mission U.S. civilian staff working throughout Pakistan.

In both countries, the U.S. will implement a strategic communications plan to counter terrorist disinformation, and promote tolerance, critical thinking and an open society. As Secretary Clinton stated, "We are being out-communicated by the Taliban and al-Qaeda, and we must create the space for moderate voices and make accurate information available."

While a significant level of U.S. resources remain focused on the goal of supporting Afghan and Pakistani efforts to defeat terrorist networks, expand government writ, and bolster local and national government capacity to meet the needs of their peoples, the U.S. must also address the regional implications of instability. The U.S. will not achieve security and prosperity in Afghanistan and Pakistan absent robust U.S. engagement with the rest of the region.

In advance of FY 2011, the Department is requesting an additional $237 million in FY 2010 supplemental funds for Afghanistan and Pakistan operations. Of the amount requested, $211 million requested for Afghanistan will allow the Department to start hiring 457 additional staff to increase support for sub-national governance capacity building through the Provincial Reconstruction Teams, District Support Teams, and the consulates in Mazar-e-Sharif and Herat; accelerate the efforts to achieve self-reliant ministries that provide services to the Afghan people; and increase support for rule of law, agriculture and economic growth programs. The increased staffing level provided with the FY 2010 supplemental will be sustained through the FY 2011 Budget. The request of $26 million for Pakistan will enable the Department to hire 56 additional staff to better manage and support the increased military and economic assistance that is being provided after years of sanctions. These funds would also allow the accelerated hiring of new positions requested FY 2011 in both countries.

Performance

The United States has made a long-term commitment to help Afghanistan rebuild itself after years of war. Through its diplomatic and development efforts, the U.S. supports the Afghan Government in its efforts to establish a framework for a vibrant civil society, one that emphasizes democratic principles through a rule of law and creates accountable and transparent forms of government. The indicator below from the World Bank rates the effectiveness of Afghanistan's government in responding to the needs of its citizens and its control of corruption. While each rating is low in comparison to average rating for developing countries, the control of corruption rating has declined consistently since FY 2006 while Afghanistan's government effectiveness is trending positive since FY 2007.

STRATEGIC GOAL: GOVERNING JUSTLY AND DEMOCRATICALLY						
Strategic Priority	Good Governance					
Bureau Goal	Indicator is a department level measure and was developed outside of bureau strategic planning process					
Indicator	NEW INDICATOR: Level of Government Effectiveness and Control of Corruption in Afghanistan as measured by the World Bank's Government Effectiveness (GE) and Control of Corruption (CC) governance scores.					
FY 2006 Result	FY 2007 Result	FY 2008 Result	FY 2009 Result	FY 2009 Target	FY 2010 Target	FY 2011 Target
-1.37 GE; -1.46 CC New Indicator, No Rating	-1.29 GE; -1.53 CC New Indicator, No Rating	-1.31 GE; -1.64 CC New Indicator, No Rating	Data available mid-2010 New Indicator, No Rating	[Baseline Year]	Target to be determined*	Target to be determined*
Impact	The President's strategy is to assist the Afghan Government to build sufficient capacity to secure and govern their country. An increasingly effective government with well-governed institutions will encourage Afghans to generally support it and not extremist networks, such as al Qaeda.					
Methodology	Full methodology available at www.worldbank.org/wbi/governance.					
Data Source and Quality	World Bank's Worldwide Governance Indicators 1996-2008: www.worldbank.org/wbi/governance. 2009 data from the World Bank is expected in mid-2010. Data quality assessment revealed no significant data limitations.					

* Due to the current volatility of the situation on the ground and the many external influences presently impacting Afghanistan, the Department is unable to accurately forecast out-year targets at this time.

Justification of Request

Afghanistan: $268,528,000 including 106 Positions

Overseas American New Hires: $211,418,000 including 97 Positions
Of the 97, 72 are for the expansion of the PRTs, 4 are PRT support officers, 3 are ICASS, and the balance are Program and PD officers in Kabul. The request includes funds for the continued support, including salaries and benefits, for 245 additional U.S. Direct Hires requested in the FY 2010 Supplemental request. These positions will support a broader range of initiatives in Afghanistan supporting the Afghanistan and

Pakistan Regional Stabilization Strategy, primarily in the field and will come from both State temporary hiring authorities and from other agencies.

Domestic American New Hires: $1,998,000 including 9 Positions
Funding for 9 new domestic positions is needed to support expanded Afghanistan operations.

New Locally Engaged Staff (LES): $13,076,000
134 of the 658 Locally Engaged Staff (LES) positions that would be supported by the request are intended to perform program, ICASS, and Public Diplomacy (PD) duties. The balance of the new LES positions would be located at Provincial Reconstruction Teams (PRT), at the new Consulates in Mazar-e-Sharif and Herat, supporting new district support teams, and at Embassy Kabul. The request also includes funding to support LES wage increases ($412,000), equipment and office furniture to support new positions ($264,000), and training funds for new LES ($670,000).

Residential Furniture and Fixtures: $2,100,000
The request includes $2.1 million for the purchase of new residential furniture related to the relocation of employees from temporary housing to apartments.

Increase Support of Diplomatic Staff: $39,936,000
The request includes funding for additional operations and maintenance (O & M) requirements for air assets, additional generators along with their O & M to support the increase in staff, and anticipated resources needed for the strategic communications strategy being developed in order to support the Administration's strategy in Afghanistan.

Pakistan: $55,737,000 Including 24 Positions

Overseas American New Hires: $33,960,000 including 12 Positions
Of the 12 new overseas Americans that would be supported by the request, 7 are ICASS positions located in Islamabad, Karachi, and Peshawar due to the expanded operations in Pakistan as well as to support the NCC in Karachi. The remaining 5 are for new Program and PD positions that would be located in Karachi. Funding is also requested to support additional initiatives, outreach efforts, and services as part of the increased diplomatic engagement in Pakistan.

Domestic American New Hires: $2,664,000 including 12 Positions
Funding for 12 new domestic positions is needed to support the various aspects of expanded Pakistan operations.

New Locally Engaged Staff (LES): $1,517,000
The 78 new LES positions ($591,000) funded by the request would be located in Karachi, Lahore, Multan, and Sukkur as well as Islamabad. Of the 78 positions, 42 are ICASS. Funding is provided in current services for positions established previously under the FY 2009 Supplemental funding. Funding is also requested to cover the LES wage and benefit gap in Pakistan ($926,000).

Office and Residential Furniture: $1,669,000
Funding for furniture and equipment for replacement of residential and office furniture is based on a replacement cycle of 12 years. Also included are the costs for new furniture and equipment for new LES staff.

Vehicles: $1,500,000
Resources requested will support the replacement of 34 vehicles which will have exceeded their useful life by FY 2011. Ten new vehicles will also be needed, four of which are armored vehicles for Lahore and Karachi related to American Presence Posts in Multan and Sukkur.

Other Overseas Recurring Costs: $2,977,000
Other overseas recurring costs totaling $3 million include increased maintenance and building operating expense costs in Peshawar and Lahore ($783,000), increased utility and maintenance costs in Islamabad ($1,563,000), and fuel and maintenance costs for new vehicles ($631,000).

Public Diplomacy: $11,450,000
The increase requested will support projects including outreach to key influencers that have immediate results, expanding English language opportunities, enhancing communications and journalism programs, translating books, and countering violent extremism through concentrated public diplomacy campaigns. The combination of these efforts demonstrates U.S. commitment to a long-term, multi-faceted partnership with the Pakistani people.

This page intentionally left blank.

WORLDWIDE SECURITY PROTECTION

Resource Summary

($ in thousands)

Appropriations	FY 2009 Actual	FY 2010 Enacted	FY 2011 Request	Increase / Decrease
Positions	1,558	1,902	1,950	48
Funds	1,341,758	1,586,214	1,560,700	(25,514)

FY 2009 Actual includes $78.4 million in bridge funding provided by the Supplemental Appropriations Act, 2008 (P.L. 110-252) and $146.4 million provided by the Supplemental Appropriations Act, 2009 (P.L. 111-32), of which $13.4 million is forward funding for FY 2010 requirements.

Program Description

The Worldwide Security Protection (WSP) program provides core funding for the protection of life, property, and information of the Department of State. The Department must address threats against U.S. personnel, facilities and equipment worldwide. The terrorist attacks on American-owned hotels in Mumbai and Yemen serve to highlight the need for continued vigilance, program execution and funding. The U.S. National Security Strategy and the National Strategy for Combating Terrorism emphasize the need for Smart Power Diplomacy, actively promoting freedom and human dignity through effective democracy.

WSP funding supports numerous security programs including a worldwide guard force protecting overseas diplomatic missions and residences and domestic facilities. More than 1,900 security personnel are deployed to protect U.S. staff and facilities at more than 260 State Department Missions worldwide including Afghanistan and Pakistan. The protection of national security information and the integrity of the Department's network of information systems are also supported through this program. The Department of State is the lead Federal agency in the development and implementation of a national strategy to combat visa and passport fraud.

Performance

The Overseas Security Policy Board (OSPB) is an interagency body created to assist the Secretary in carrying out the statutory security responsibilities prescribed by the Omnibus Diplomatic Security and Antiterrorism Act of 1986. The OSPB provides a mechanism for collective consultation with other Federal agencies, and has been assigned responsibility to develop security polices and standards. OSPB security standards are threat-indexed countermeasures (i.e., actions, devices, procedures, or techniques that reduce vulnerability). Missions must conform to OSPB approved security standards found in the Foreign Affairs Handbook (FAH) 12 FAH-6 in order to maintain appropriate security of the mission.

WORLDWIDE SECURITY PROTECTION

STRATEGIC GOAL: STRENGTHENING CONSULAR AND MANAGEMENT CAPABILITIES				
Strategic Priority	Diplomatic Security			
Bureau Goal	USG Personnel and Facilities Critical to U.S. Interests are Secure and Protected			
Indicator	NEW INDICATOR: Conformity of Local Guard, Surveillance Detection and Residential Security Programs at Diplomatic Missions with Overseas Security Policy Board Standards (12 FAH-6).			
RATINGS TREND				
FY 2006		**FY 2007**	**FY 2008**	**FY 2009**
New Indicator, No Rating		New Indicator, No Rating	New Indicator, No Rating	Data Not Yet Available, No Rating
TARGETS AND RESULTS				
FY 2011 Target	All applicable OSPB Standards (12 FAH-6) are met 100% of the time, and, when non-conformance is detected and verified, corrective actions are initiated within 7 days. Compliance will be verified by conducting Program Management Reviews (PMRs) at 48 posts with priority given to Critical Threat posts and those posts in the top 20 in total program costs.			
FY 2010 Target	All applicable OSPB Standards (12 FAH-6) are met 100% of the time, and, when non-conformance is detected and verified, corrective actions are initiated within 7 days. Compliance will be verified by conducting PMRs at 48 posts with priority given to Critical Threat posts and those posts in the top 20 in total program costs.			
FY 2009 Target	Baseline Year			
FY 2009 Rating and Result	**Rating: Data Not Yet Available, No Rating** Through the 3Q, the Office of Overseas Protective Operations (DS/IP/OPO) had conducted over 32 Program Management Reviews (PMRs), against the FY2009 target of 32, to verify compliance with OSPB Standards (12 FAH-6). Corrective actions were initiated within seven (7) days.			
Impact	A safe and secure environment was maintained at the Department of State's (DOS) diplomatic missions abroad to protect personnel and facilities and foster the successful conduct of U.S. foreign policy.			
FY 2008 Rating and Result	**Rating: New Indicator, No Rating** N/A			
FY 2007 Rating and Result	**Rating: New Indicator, No Rating** N/A			
FY 2006 Rating and Result	**Rating: New Indicator, No Rating** N/A			
VERIFICATION AND VALIDATION				
Methodology	Data are derived from comprehensive on-the-ground assessments by DOS security and staff professionals using interagency-approved Overseas Security Policy Board (OSPB) security standards as published and promulgated in Foreign Affairs Handbook 12 FAH-6.			
Data Source and Quality	Regional Security Officers (RSO) at Post, Embassy Emergency Action Committees, DS professional staff (Office of Regional Directors and Office of Overseas Protective Operations), and DOS Inspector General staff are primary data sources. The Data Quality Assessment revealed no significant data limitations.			

Justification of Request

The FY 2011 request is $1,560.7 million; this funding level is a $25.5 million reduction from the FY 2010 enacted level. When FY 2010 is adjusted for the $13.4 million in forward funding from the FY 2009 supplemental; the net reduction from FY 2010 increases to $38.9 million. Within this funding level, resources support ongoing core functions for the worldwide local guard program, high threat protection needs, security technology, armored vehicles, cyber security, and diplomatic couriers. The

revised current services level of $1,615.3 million includes $61.7 million for recurred supplemental funding; an increase of $86.8 million to address FY 2011 wage and price adjustments, including anticipated price increases of local guard contracts overseas; and -$119.5 million in other base adjustments to account for non-recurring expenditures. The FY2011 Request includes a total of $306.7 million for security programs in Afghanistan and $62.4 million for Pakistan.

As a result of the Department's expanding mission, growing overseas presence, and the implementation of new initiatives, funding is required for additional overseas positions in support of Mission Strategic Plans and commensurate Regional Security Officer (RSO) staffing. The requested program changes for the World Wide Security Program include $71.4 million in program and staffing increases, and a $126 million reduction in appropriated funding that will be offset by increased retention of consular revenues associated with the Bureau of Diplomatic Security's (DS) existing support of consular activities. The increases are shown as follows:

Afghanistan: $34,780,000 including 9 Positions

An important challenge the Department confronts is providing support for U.S. foreign policy initiatives in fragile states and war environments. Nowhere is this more evident than in Afghanistan. This environment requires extraordinary security services and unlike in other countries, necessitates close coordination with, and operational support from the Department of Defense (DOD). To support the opening of two new consulates at Herat and Mazer-e-Sharif, 9 additional DS Agent positions are required to support general security operations. This increase in funding will support the U.S. presence in Afghanistan and advance the Department's goal of achieving peace and security as well as the Bureau's goal of securing and protecting U.S. personnel and facilities.

Pakistan Quick Reaction Force: $22,926,000 including 29 Positions

In order to meet the increased terrorist threat in Pakistan and the movement of US Embassy Islamabad and US Consulate Karachi on their respective compounds, funds are requested for the creation of Quick Reaction Force (QRF) for these two posts. The QRFs would be comprised of specially trained Pakistani personnel and funded through the Worldwide Personal Protective Services (WPPS) contract. The Islamabad Embassy Compound is 34 acres with approximately 500 American and 700 LES employees on compound during business hours. Temporary housing is currently being built on the compound which will house over 200 American employees. OBO is planning to build permanent housing on or adjacent to the Embassy Compound for all 500 American employees within the next 5 years. The new Karachi Consulate is scheduled to open in the summer of 2010 and will be 20 acres in size and house approximately 50 Americans. The WPPS QRF will provide the RSO the capability of defending the Embassy and Consulate compounds against attacks from terrorist assault teams, similar to the incidents involving the Consulate in Jeddah, the Embassy in Sana'a, and the various trucking facilities in or near Peshawar. At present, the Embassy compound is defended by the contract Local Guard Force, Islamabad Police, and two Frontier Constabulary platoons. In an attack scenario, Embassy personnel would retreat to safe havens and depend on host country assistance. In addition to providing a tactical and medical emergency response capability at the compounds, the QRFs could be called upon to provide support to high level visits or security incidents affecting U.S. personnel outside of the compounds.

With an upcoming surge of direct-hire Americans throughout Pakistan, a total of 25 additional Special Protective Specialist (SPS) and 4 DS Agent positions are required to support general security operations, ensure the security/safety of the influx of personnel, manage physical/procedural security programs, manage and supervise protective security detail operations, conduct investigations, coordinate evacuation requirements in addition to providing day to day management and oversight of security operations as required to ensure the general safety and security of personnel under COM authority. Additionally, DS Agent temporary duty support is required to bolster RSO Operations in Pakistan due to ongoing operations in a critical threat environment.

WORLDWIDE SECURITY PROTECTION

Overseas Protective Operations: $1,383,000

The FY 2011 request supports the Departments initiatives for administrative functions, worldwide security infrastructure, and visa and passport strategic security plans. It includes required staffing and funds to provide increased government management and oversight of the Worldwide Personal Protective Services (WPPS) program and other high risk contracts at danger pay posts.

To meet the ever-present threat of terrorist attacks, this budget request includes funding to meet the more rigorous requirements of proposed Overseas Security Policy Board standards for Political Violence and Terrorism for Local Guard, Surveillance Detection and Residential Security Programs. These standards, for the first time, will establish minimum criteria for these programs to address the specific threat from indigenous and transnational terrorism. The budget also includes funds necessary to continue to address the security of soft targets. The funding request will support the mission of the Surveillance Detection (SD) program which will enhance the ability of all Foreign Service posts to recognize potential pre-operational surveillance directed against U.S. Embassy personnel and facilities abroad through the establishment of surveillance detection capabilities on a worldwide basis.

Worldwide Security Infrastructure: $844,000 including 5 Positions

The request will provide start-up costs for new Surveillance Detection (SD) programs – Re-activate SD programs at five posts (Almaty, Astana, Tashkent, Ashgabat and Bern) where host-nation approval was withdrawn but bilateral negotiations continue.

Position request includes 5 Special Agents to support Regional Security Office operations worldwide in countries with critical threat environments and increasing unrest such as, Mexico, Saudi Arabia, numerous posts throughout Africa, and to address inadequate staffing due to the numbers of personnel and outreach programs at posts such as Somalia, United Arab Emirates, and Vietnam.

Personnel Security and Suitability: $525,000 including 1 Position

The mission of the Department of State's personnel security program is to assure that granting an individual access to classified information is clearly consistent with the interests of national security. To fulfill its mission, the Office of Personnel Security and Suitability (PSS) conducts investigations on applicants, employees, contractors, and in certain circumstances, investigations for other federal agencies. In addition to conducting investigations, PSS provides information to the Bureau of Human Resources to assist in determining an applicant's suitability for employment. The additional position is critical because it has signature authority and can perform inherently governmental functions which are necessary when making final security clearance determinations. Funding for RSO travel in support of background investigations is crucial in providing overseas lead coverage in the background investigation program and will also require continued funding. PSS uses Iraq and Afghanistan funds in support of Department hiring decisions for positions that will be stationed in these two areas.

Domestic Emergency Preparedness: $7,249,000 including 4 Positions

In FY 2009 the Department initiated implementation of its five-year strategic plan to meet Federal mandates for Homeland Security. The FY 2011 request will provide the third-year requirements for the Bureau of Administration's implementation of the expansion of emergency communications for the Department's Alert Management System and Central Emergency Notification System; establishment of a centralized Exercise, Evaluation, and Policy Program Office; rehabilitation of the physical facilities at the Department's alternate site for Continuity of Operations/Continuity of Government (COOP/COG); and renovation of billeting facilities at the alternate site.

WORLDWIDE SECURITY PROTECTION

Infrastructure Upgrade for Worldwide Communications Downlink at Beltsville Information Management Center (BIMC): $3,000,000

The Beltsville Information Management Center (BIMC) hosts the worldwide satellite/cable connectivity for the Department in a 20-year-old facility with limited emergency power/cooling redundancies that are currently mandated for critical infrastructure support. The age of the equipment and the multiple single-point-failure components of the power and cooling systems leave the operation highly vulnerable to catastrophic failure. The migration of other activities out of BIMC in FY 2009 and FY 2010 frees up space to permit the design and installation of a state-of-the-art fully redundant power/cooling infrastructure to support those critical applications remaining at BIMC. The requested funds for the IRM Bureau provide for the design of the facility and initial site preparation.

Resource Summary

	Positions				Funds ($ in thousands)		
	American			Pos	Bureau	American	Funds
	Domestic	Overseas	FSN	Total	Managed	Salaries	Total
FY 2009 Actual	875	683	0	1,558	1,209,965	131,793	1,341,758
FY 2010 Estimate	1,073	829	0	1,902	1,372,987	213,227	1,586,214
FY 2011 Base (1)	1,073	829	0	1,902	1,418,203	229,797	1,648,000
FY 2011 Built-in Changes							
Annualization of FY 2010 COLA	0	0	0	0	0	3,612	3,612
Department Bandwidth	0	0	0	0	10,000	0	10,000
Domestic Guard Inflation	0	0	0	0	383	0	383
Domestic Inflation	0	0	0	0	5,570	0	5,570
FY 2011 American COLA	0	0	0	0	3,567	3,199	6,766
Foreign Service Modernization	0	0	0	0	3,642	4,213	7,855
GSA Rents	0	0	0	0	800	0	800
Local Guard Program Inflation	0	0	0	0	22,154	0	22,154
Locally Engaged Staff Step Increases	0	0	0	0	2,296	0	2,296
Locally Engaged Staff Wage Increases	0	0	0	0	3,444	0	3,444
Medical Inflation	0	0	0	0	158	0	158
Overseas Price Inflation	0	0	0	0	21,418	0	21,418
FSNLTF	0	0	0	0	1,200	0	1,200
MED base adjustment	0	0	0	0	(8,072)	0	(8,072)
TOPOFF (National Level Exercise)	0	0	0	0	1,200	0	1,200
FSNLTF and TOPOFF	0	0	0	0	(2,400)	0	(2,400)
Adjustment for FY09 Carryover levels	0	0	0	0	(109,044)	0	(109,044)
Total Built-in Changes	0	0	0	0	(43,684)	11,024	(32,660)
FY 2011 Current Services	1,073	829	0	1,902	1,374,519	240,821	1,615,340

WORLDWIDE SECURITY PROTECTION

	Positions				Funds ($ in thousands)		
	American			Pos	Bureau	American	Funds
	Domestic	Overseas	FSN	Total	Managed	Salaries	Total
FY 2011 Program Changes							
Afghanistan	0	9	0	9	33,205	1,575	34,780
DS/IP - Pakistan QRF	0	0	0	0	6,200	0	6,200
DS/IP-International Programs	4	1	0	5	0	844	844
Pakistan	0	29	0	29	11,651	5,075	16,726
Domestic Emergency Preparedness	4	0	0	4	7,427	475	7,902
Infrastructure Upgrade for BIMC	0	0	0	0	3,000	0	3,000
DS/IP/OPO-Overseas Protective Operations	0	0	0	0	1,383	0	1,383
DS/SI/PSS-Personnel Security Suitability	1	0	0	1	0	525	525
Consular fee retention adjustment	0	0	0	0	(126,000)	0	(126,000)
Total Program Changes	9	39	0	48	(63,134)	8,494	(54,640)
FY 2011 Request	1,082	868	0	1,950	1,311,385	249,315	1,560,700

(1) FY2011 Base includes recurred supplemental funds

WORLDWIDE SECURITY PROTECTION

Staff by Program Activity
(positions)

	FY 2009 Actual	FY 2010 Enacted	FY 2011 Request	Increase / Decrease
Beijing Olympics Security	0	(27)	(27)	0
Conduct of Diplomatic Relations	4	4	4	0
Diplomatic Security	183	0	0	0
Domestic Administrative Support	119	117	0	(117)
Information Assurance Program	0	16	16	0
Maintaining Ongoing Security Activities	815	411	393	(18)
Overseas Facility Protection	54	0	0	0
Countermeasures	0	242	248	6
Diplomatic Security Operations	0	247	247	0
Domestic Operations	0	267	267	0
International Programs OPO	0	122	122	0
Personnel	0	502	528	26
Personnel/Training	224	0	0	0
Physical Security/Protective Equipment	108	0	0	0
Security Infrastructure	0	0	152	152
Technical Support/Infrastructure	51	0	0	0
Training	0	1	0	(1)
Total	**1,558**	**1,902**	**1,950**	**48**

WORLDWIDE SECURITY PROTECTION

Program Activities

($ in thousands)

Department Of State	Positions				Funds ($ in thousands)		
	American			Pos	Bureau	American	Funds
	Domestic	Overseas	FSN	Total	Managed	Salaries	Total
Beijing Olympics Security	**0**	**0**	**(27)**	**(27)**	**0**	**0**	**0**
Conduct of Diplomatic Relations	**4**	**0**	**0**	**4**	**0**	**326**	**326**
Intelligence and Research	4	0	0	4	0	326	326
Diplomatic Security	**0**	**0**	**0**	**0**	**0**	**0**	**0**
Information Assurance Program	**7**	**9**	**0**	**16**	**0**	**0**	**0**
Infrastructure Systems	7	9	0	16	0	0	0
Information Management Security Implementation	7	9	0	16	0	0	0
Maintaining Ongoing Security Activities	**2**	**364**	**27**	**393**	**0**	**0**	**0**
Domestic Administrative Management	1	0	0	1	0	0	0
Mission Security Operations	0	35	0	35	0	0	0
Overseas Protection of Life	0	270	0	270	0	0	0
Security Training	1	0	0	1	0	0	0
Countermeasures	**248**	**0**	**0**	**248**	**166,759**	**64,914**	**231,673**
Domestic Administrative Management	0	0	0	0	0	86	86
Environmental Health	0	0	0	0	3,379	0	3,379
Mission Security Operations	0	0	0	0	127,556	60,564	188,120
Overseas General Services	0	0	0	0	0	1,255	1,255
Overseas Protection of Life	0	0	0	0	9,224	2,958	12,182
Security Training	0	0	0	0	4,791	51	4,842
Diplomatic Security Operations	**247**	**0**	**0**	**247**	**190,952**	**68,487**	**259,439**
Bureau Direction	0	0	0	0	0	32,409	32,409
Mission Security Operations	0	0	0	0	126,954	5,619	132,573
Overseas Protection of Life	0	0	0	0	14,632	28,308	42,940
Domestic Operations	**267**	**0**	**0**	**267**	**50,661**	**21,696**	**72,357**
Domestic Protection of Life	0	0	0	0	50,661	21,696	72,357
International Programs OPO	**122**	**0**	**0**	**122**	**460,554**	**73,367**	**533,921**
Overseas Protection of Life	0	0	0	0	460,554	73,367	533,921
Personnel	**33**	**495**	**0**	**528**	**369,644**	**6,812**	**376,456**
Bureau Direction	33	0	0	33	368,444	0	368,444
Domestic Administrative Management	117	0	0	117	0	0	0
Domestic Personnel Services	0	0	0	0	0	6,812	6,812
Domestic Protection of Information	152	0	0	152	0	0	0
Domestic Protection of Life	267	0	0	267	0	0	0

WORLDWIDE SECURITY PROTECTION

	Positions				Funds ($ in thousands)		
	American			Pos	Bureau	American	Funds
Department Of State	Domestic	Overseas	FSN	Total	Managed	Salaries	Total
Mission Security Operations	478	305	0	783	0	0	0
Overseas Protection of Information	0	90	0	90	0	0	0
Overseas Protection of Life	0	100	0	100	0	0	0
Security Infrastructure	**152**	**0**	**0**	**152**	**55,544**	**6,589**	**62,133**
Infrastructure Systems	0	0	0	0	44,030	1,319	45,349
Overseas Protection of Information	0	0	0	0	11,514	5,270	16,784
Training	**0**	**0**	**0**	**0**	**17,271**	**7,124**	**24,395**
Security Training	0	0	0	0	17,271	7,124	24,395
Total	**1,082**	**868**	**0**	**1,950**	**1,311,385**	**249,315**	**1,560,700**

Funds by Object Class

($ in thousands)

	FY 2009 Actual	FY 2010 Enacted	FY 2011 Request	Increase / Decrease
1100 Personnel Compensation	276,550	282,940	286,900	3,960
1200 Personnel Benefits	100,378	131,874	136,998	5,124
1300 Benefits Former Personnel	210	2,461	2,505	44
2100 Travel & Trans of Persons	43,412	49,679	50,548	869
2200 Transportation of Things	6,798	14,893	14,099	(794)
2300 Rents, Comm & Utilities	81,629	74,533	71,335	(3,198)
2400 Printing & Reproduction	369	1,228	1,166	(62)
2500 Other Services	595,934	770,557	712,238	(58,319)
2600 Supplies and Materials	30,212	44,558	50,288	5,730
3100 Personal Property	174,524	178,811	203,025	24,214
3200 Real Property	31,441	34,100	31,087	(3,013)
4100 Grants, Subsidies & Contrb	301	580	510	(70)
Total	**1,341,758**	**1,586,214**	**1,560,700**	**(25,514)**

This page intentionally left blank.

IT CENTRAL FUND

Resource Summary

($ in thousands)

Appropriations	FY 2009 Actual	FY 2010 Enacted	FY 2011 Request	Increase / Decrease
Capital Investment Fund	71,000	139,000	144,100	5,100
IT Investment/Expedited Passport Fees	121,672	120,000	127,000	7,000
American Recovery and Reinvestment Act	252,000	0	0	0
Total, IT Central Fund	**444,672**	**259,000**	**271,100**	**12,100**

FY 2009 Actual includes $252.0 million provided by the American Recovery and Reinvestment Act of 2009 (P.L. 111-5), net of $38.0 million transferred to the United States Agency for International Development.

Program Description

The Department is currently operating under an Information Technology Strategic Plan (ITSP) for Fiscal Years 2006 – FY 2010, which is aligned with the *FY 2007–2012 Department of State and USAID Strategic Plan*. The next ITSP, which will extend to FY 2015, will be published in the second quarter of FY 2010. The new Plan will focus on the application of modern information technology to promote U. S. diplomacy and development. It highlights three broad areas:

- Diplomacy 2015 – Collaboration, information, and integration, using social networking and other modern technologies
- Cloud Computing: Global infrastructure to support Worldwide IT operations, using central and regional IT assets to promote universal access, security, and business continuity
- IT Leadership: Mission effectiveness through accountability and resource management, emphasizing transparency and insight into IT and mission operations

The Department's budget request for FY 2011 supports the strategic vision and goals of empowering diplomacy with information and tools available anytime, anywhere.
The five goals supporting this vision are:

Goal 1: The Right Information: Knowledge Leadership For Diplomacy
Goal 2: Anytime/Anywhere Computing: Diplomats On The Move
Goal 3: External Partnerships: Diplomacy Through Collaboration
Goal 4: Risk Management: Mission Effectiveness and Security
Goal 5: Work Practices and Workforce: Leading Change

The FY 2011 IT investments support: greater integration and collaboration among more than 40 civilian agencies with overseas operations through a Foreign Affairs Network (FAN); improvements in efficiency, customer service, and business continuity/disaster recovery through the consolidation and centralization of IT services and investment in modern, redundant data centers; modernized critical administrative and financial management systems to prepare for the migration to electronic government (E-Gov) solutions and to improve key services; increased access to critical information resources for Department personnel both overseas and in Washington, D.C.; and strengthened IT security.

FY 2010 marks the final year of the current ITSP, and the Department has begun planning for its next generation technology needs. The work to be accomplished in FY 2010 will strengthen the Department's

global infrastructure and provide a springboard for the next plan. One area of focus for FY 2010 involves centrally driven business continuity, disaster recovery, and consolidated data centers to protect the entire worldwide IT infrastructure. The Department is modernizing administrative applications along the same lines, migrating to web-based services to provide global access and near 100 percent reliability and availability. A second area of focus is strengthening knowledge management, using the global infrastructure to promote video and other forms of collaboration and social networking as applied to diplomacy.

Activities – Funds By Goal	in Thousands			
	FY 2009 Actual	FY 2010 Enacted	FY 2011 Request	Increase/ Decrease
Goal 1: The Right Information: Knowledge Leadership For Diplomacy	**25,772**	**54,903**	**26,388**	**(28,515)**
State Messaging and Archive Retrieval Toolset (SMART)	14,271	34,855	11,222	(23,663)
Main State Messaging Center	-	17,115	15,166	(1,949)
Electronic Medical Records (EMR)	-	2,903	-	(2,903)
Other	11,501	-	-	-
Goal 2:Anytime/Anywhere Computing: Diplomats On The Move	**113,575**	**131,178**	**156,700**	**25,522**
Global IT Modernization PMA	39,924	69,051	84,570	15,519
IRM IT Consolidation	9,383	4,000	-	(4,000)
Enterprise Software - Licensing and Maintenance	11,644	19,200	19,998	798
Enterprise Server Operations Center	4,125	21,564	31,851	10,287
Post Telephones	-	6,304	3,500	(2,804)
S/ES Continuity Of Operations (COOP)		1,300	6,971	5,671
Other	48,499	9,759	9,810	51
Goal 3: External Partnerships: Diplomacy Through Collaboration	**46,164**	**66,030**	**81,225**	**15,195**
Foreign Affairs Network (FAN)	-	-	3,000	3,000
Integrated Logistics Management System (ILMS)	13,621	19,738	19,738	-
Enterprise Data Warehouse	2,213	2,500	5,600	3,100
Joint Financial Management System (JFMS)	4,930	2,579	9,171	6,592
Integrated Personnel Management System (IPMS)	4,332	5,869	5,586	(283)
Global Foreign Affairs Compensation System (GFACS)	12,091	19,964	20,000	36
Travel Manager Program	2,882	2,640	2,640	-
Post Administrative Software Suite (PASS)	2,804	3,143	4,359	1,216
Central Resource Management System	252	1,742	1,231	(511)
Other	3,039	7,855	9,900	2,045
Goal 4: Risk Management: Mission Effectiveness and Security	**-**	**-**	**-**	**-**
Goal 5: Work Practices And Workforce: Leading Change	**7,161**	**6,889**	**6,787**	**(102)**
FSI Instructional Support (SAIT)	5,500	3,874	3,772	(102)
FSI Learning Infrastructure	684	3,015	3,015	-
Other	977	-	-	-
American Recovery and Reinvestment Act	**252,000**			
Total IT Central Fund	**444,672**	**259,000**	**271,100**	**12,100**

IT CENTRAL FUND

Justification of Request

Goal 1: The Right Information: Knowledge Leadership For Diplomacy

The Department will continue to leverage its investment in a robust and reliable global IT infrastructure by expanding direct support for the mission-driven processes of diplomacy, interagency collaboration and interchange of information, and foreign assistance. This entails deploying effective, user-oriented tools for discovering and analyzing useful information and expanding the Department's use of Web 2.0 social networking technology to promote diplomacy and development. The latter efforts begin the transition from the current ITSP to the new one.

Specific initiatives to be pursued in FY 2011 include:

State Messaging and Archive Retrieval Toolset (SMART): $11,222,000
The SMART vision is to deliver a simple, secure, and user-driven system to support the conduct of diplomacy through modern messaging, dynamic archiving, and information sharing. SMART is consolidating legacy cables, memoranda, and email onto a single platform. Documents will be accessible through interest profiling and a sophisticated search engine, and the system will provide cross-enclave access to archival documents. In FY 2011, the SMART Program will be addressing defects, user-driven change requests, and system enhancements resulting from the recently-deployed global system. In addition, SMART resources will provide infrastructure and application-specific operations and maintenance support associated with both the primary and second site systems.

Main State Messaging Center (MSMC): $15,166,000
MSMC provides the primary distribution of archival messages to/from State and its annexes and distribution to over 60 USG agencies in a variety of formats tailored to customer requirements. MSMC processes over 1,700,000 messages a year with an average of 11 primary distributions per message for an annual total of 18,700,000 messages. MSMC is scheduled to assume full Operations and Maintenance (O&M) support for SMART at the beginning of 2010 as well as responsibility for license management and technology refresh. Although the Department expects SMART to meet the FY 2010 deployment date, there is currently no projected date for deployment of SMART to external agencies and the Department anticipates that parallel operations of existing systems and SMART will continue throughout FY 2011 to provide ongoing support for communications with DOD, the Intelligence Community and other agencies in the foreign affairs community.

Goal 2: Anytime/Anywhere Computing: Diplomats On The Move

The Department will provide and sustain an IT infrastructure that supports reliable access to needed information and systems from anywhere in the world via standard end-user devices such as laptop and desktop computers, personal digital assistants, and cell phones. Users will have access while working at home (telecommuting and telework), on travel, and out of the office. To accomplish this goal, the Department will continue to support its global IT infrastructure, consolidating services and operations to promote efficiency and excellent customer service. Goal 2 will build on the success of the Open Net Everywhere (ONE) program that has proven highly successful in delivering mobile computing to diplomats.

Priorities for FY 2011 regarding the global IT infrastructure are business continuity and disaster recovery, capital upgrades to the core network management center, investment in enterprise server operations to enable ongoing and expanded consolidation, and mobile computing. Specific initiatives that support Goal 2 are summarized below.

IT CENTRAL FUND

Global IT Modernization (GITM): $84,570,000
In FY 2011, the Department will continue the Global IT Modernization (GITM) program to ensure that its global IT infrastructure remains current. Through this four-year life cycle program, the Department centrally manages the replacement and modernization of classified and unclassified desktop computers, core servers, local networking equipment, and domain controllers at domestic and overseas locations. Equipment is replaced and infrastructure is re-engineered as appropriate, taking into account newer technology, security, and best practices. The GITM program ensures that Green technologies are being purchased, installed, and utilized by the Department. Such Green technologies include server virtualization, which resulted in dramatic energy savings, reduced shipping outlays, adherence to Energy Star ratings, and a reduced physical footprint. GITM allows the Department to sustain a true global infrastructure, ensuring compliance with standards, full interoperability, piloting unclassified thin client solutions, and cost-effective administration. To enable the Department to provide anytime/anywhere access, the infrastructure must be sufficiently robust and reliable.

Enterprise Software-Licensing and Maintenance: $19,998,000
The Department entered into centralized software licensing arrangements for critical software standardization and volume purchasing. Centralizing ensures that all software is kept current and secure. This enables delivery of effective customer service through help desk and desktop support operations that rely on consistent, current software versions.

Enterprise Server Operations Centers (ESOCs): $31,851,000
Over the last few years the Department established ESOCs to consolidate server operations and management, yielding efficiency gains in facilities utilization, server costs, IT staffing, and the decommissioning of multiple disparate hosting environments. The ESOCs also enable the Department to promote excellence and innovation in server utilization and management, namely through server virtualization and highly skilled professional staff overseeing the server environment. FY 2011 funding allows expansion of server consolidation to improve disaster recovery and business continuity by establishing and provisioning two fully capable locations: ESOC East and West. The consolidation effort focuses heavily on implementation of ESOC Virtual Infrastructure with a long term goal of virtualizing approximately 75% of the servers in the ESOCs. The consolidation effort will also upgrade and enhance an existing Department processing center to create a modern, full service development environment, and evaluate cloud computing frameworks and services. Capital investments include modernizing power and air conditioning systems to support the new technology and expanded utilization as a development center.

Post Telephones: $3,500,000
Post Telephones provides global telephonic services and support to the Department's missions abroad and serves over 60,000 customers worldwide by planning, implementing, and coordinating projects required for upgrading mission telephone systems. The goal is to replace obsolete telephone systems with modern, reliable digital systems capable of delivering a full range of services. In order to homogenize equipment and optimize business processes, Post Telephones provides a standardized ten-year life-cycle replacement program. New modern equipment enables missions to utilize Voice Over Internet Protocol (VOIP) technology more effectively.

S/ES Continuity of Operations (COOP): $6,971,000
This investment provides the Department's leadership with a flexible, redundant, and survivable IT infrastructure to support COOP in the event of an emergency. The implementation of this plan will ensure the Department's ability to sustain the flow of information, to include command and control communications for the Secretary, providing an orderly, rapid, and effective decision-making process. It provides COOP for the Department Principals and the Executive Secretariat, ensuring the availability of high-quality administrative and information systems support for the Secretary of State, Principals Officers, and their staff regardless of scenario or situation.

Other Goal 2 Initiatives: $9,810,000
Other initiatives that focus directly on achieving the goals of anytime, anywhere access include Mobile Computing and mainframe support for the legacy payroll system.

Goal 3: External Partnerships: Diplomacy Through Collaboration

The Department is committed to improvements in citizen services, mission effectiveness, and efficiency. The focus is on three areas: participating in government-wide initiatives; streamlining administrative operations to ensure diplomatic readiness; and enhancing interagency and external collaboration, especially overseas and across the foreign affairs community. An important priority is to provide a suite of effective, efficient, and secure application systems that enable streamlined, consolidated, and cost-effective business services. These efforts will facilitate the ongoing migration to web-enabled applications, create more useful reporting tools, and improve the Department's ability to share data, both internally and with external partners.

Specific initiatives that support Goal 3 are summarized below.

Foreign Affairs Network (FAN): $3,000,000
This important new initiative is to extend the Department's global IT infrastructure and related services to other agencies operating overseas through a Foreign Affairs Network (FAN). For the past two decades, it has been clear that interagency collaboration and communication are vital to ensuring U. S. national security, as well as maximizing the effectiveness of U. S. overseas presence. Through FAN, the Department will work with other agencies on a pilot basis to deliver a menu of network and infrastructure security services. The ultimate goal is to serve all agencies operating overseas.

The Department will leverage its many years of successful management of a robust and flexible global IT infrastructure to begin development of this interagency platform. The FAN will facilitate interagency collaboration, communication, integrated in-country support at overseas posts, and allow multiple agencies to more effectively address the challenges they face in meeting evolving security and network requirements. The FAN will be the foundation for the Department's Community Cloud Computing offering to the Foreign Affairs Community worldwide and will play a significant role in supporting the goals and objectives of the International Aid Transparency and Quadrennial Diplomacy and Development Review initiatives.

The feasibility of the FAN has been strengthened by recent changes in technology, which have been identified through pilot efforts to achieve cross-agency coordination. For example, the Foreign Agriculture Service (FAS) asked the Department to provide network services and user support for their personnel overseas. In response, the Department devised an innovative approach of creating and offering a menu of services that are responsive to other agency needs. The Department is confident that this approach will be successful in fostering interagency collaboration and will put the Department on a path toward a common, reliable, and secure IT platform. In FY 2011, the Department will use investment funds to implement tailored services for FAS and, develop a "proof of concept" prototype that demonstrates the effectiveness of the FAN and Foreign Affairs Cloud (FAC) concept. In addition, the department will develop an analysis that explores cloud computing alternatives with respect to the FAN/FAC vision.

Integrated Logistics Management System (ILMS): $19,738,000
ILMS is a major reengineering and development effort to create a modern, user-oriented system for all logistics functions including purchasing, supply, transportation, warehouse, inventory/asset management, and diplomatic pouch and mail. ILMS benefits the Department by eliminating duplicative systems,

streamlining operations, providing supply chain visibility to customers, and achieving enterprise-wide integration. Key initiatives for FY 2011 include deployment of ILMS to overseas posts, continued integration with financial systems, implementation of a Fleet Management Information System, upgrades to the Ariba and Momentum Acquisitions platforms, continued integration with external systems (Bureau of Diplomatic Security - Computerized Maintenance Management System), and completing the implementation of IT Asset Management and a Knowledge Discovery Tool.

Enterprise Data Warehouse (EDW): $5,600,000

The EDW combines information from different transactional systems into a central point from which information can be quickly extracted and analyzed to facilitate business decisions. The Department produces a great deal of historical data in support of varying missions. This data will be used for trend analysis and/or future forecasting efforts, thereby allowing future decisions to be based on real, factual information. The requested FY 2011 funding will be used to continue to improve management reporting, help improve data quality, and expand the EDW by incorporating more central, administrative systems data into the warehouse.

Joint Financial Management Systems (JFMS): $9,171,000
Under the JFMS program, the Department is responsible for maintaining the global financial management platform that supports overseas and domestic worldwide financial management and reporting. The FY 2011 request supports required upgrades to the underlying common commercial off-the-shelf (COTS) platform, further integration of Departmental systems, and continued improvements to global financial management capabilities.

Integrated Personnel Management System (IPMS): $5,586,000
The IPMS is a multi-year program that provides the Department with human capital management in support of its diplomatic mission. During FY 2011, the Department will continue to expand its service offering and initiate key IPMS improvements to establish a single source of information that can be used to drive a globally integrated HR and Payroll process across all posts (See Global Foreign Affairs Compensation System, below). Enhancement activities will include: consolidation of Post Personnel for managing all Department of State American direct-hire, Locally Employed Staff (LES), and other USG Agency data; establishment of a fully automated Entrance On Duty solution to improve the efficiency of the new hire process; and completion of the reengineering of the Permanent Change of Station Travel process to automate vouchering for household effects.

Global Foreign Affairs Compensation System (GFACS): $20,000,000
This investment replaces the Department's six aging legacy payroll systems with a single commercial off-the-shelf (COTS)-based payroll platform. This investment will benefit the more than 40 other agencies that rely on the Department's shared services to payroll 50,000 Locally Employed Staff (LES) employees at US embassies overseas. The FY 2011 request will fund hardware acquisition, COTS maintenance, and related implementation services necessary to continue this multi-year migration effort as well as support costs of the existing legacy payroll systems prior to their retirement. This request combines projects known as Consolidated American Payroll System (CAPPS) and Interagency ePayroll Migration and Worldwide Agency-wide Locally Engaged Staff Payroll (WALES Payroll).

Travel Manager Program: $2,640,000
The FY 2011 funding request for this investment will be used to finish the Department's migration to e^2 Solutions (one of GSA's approved eTravel systems), support the world-wide operation of this mission critical system, and in partnership with CWGT (the Department's eTravel service provider), develop functionality critical to conducting business overseas.

IT CENTRAL FUND

Post Administrative Software Suite (PASS): $4,359,000
The Department has standardized its overseas posts' management services systems onto a common, but decentralized platform called PASS. The Department intends to integrate these overseas systems with their comparable Headquarters counterparts. To do so, it will be necessary to rewrite the current decentralized PASS platform to the centralized data base system in Washington, in order to create a true enterprise system. PASS 3 will be a centrally hosted application, which makes integration with the Department's system more practical. PASS 3 will be a complete rewrite to include improvements such as a single database, latency tolerant, web services enabled, "plug and play" platform. This approach is critical to the cost effective integration of all the field and headquarters management systems.

Central Resource Management System (CRMS): $1,231,000
CRMS is a legacy system that does not meet current financial management standards or business requirements. The Department depends on this system to process financial transactions with Treasury and OMB, and to provide funding authority documentation to posts world-wide. In addition, this system manages financial plans, including foreign currency impact, as well as reimbursement processing. The FY 2011 request will enable the Department to purchase performance-based, firm, fixed-price deliverables that better manage the entire suite of applications to enhance usability and provide improved managerial oversight. The request will also enable the Department to start planning system modernization to meet current and evolving business needs and move to a web-based environment so that telework can be supported.

Other Goal 3 Initiatives: $9,900,000
Other initiatives in this area will aid in business process streamlining, interagency communication, and E-Gov/Line of Business (LOB) initiatives. They include the Department's State Assistance Management System (SAMS), and funds for the planning phase of a new Language Services Management initiative.

Goal 4: Risk Management: Mission Effectiveness and Security
The Department has developed an approach to global IT security that includes continuous monitoring and rapid intervention when necessary to respond to threats or vulnerabilities. This approach has been effective in protecting the IT infrastructure, and the Department is seeking to offer it to other agencies. The Department is in consultation with National Institute of Standards of Technology (NIST), OMB, and others to promote a continuous monitoring standard based on its process and to offer consultative services to other agencies, especially those operating overseas. No Goal 4 related activities will be funded from the IT Central Fund in FY 2011.

Goal 5: Work Practices and Workforce: Leading Change
The Department ensures that end-user staff have the skills necessary to use the new IT tools, systems, and information made available under the other four goals by continuously enhancing the skill base of the Department's IT staff and creating and sustaining an efficient and effective IT support organization. The latter focuses on promoting continuous innovation in the use of IT to support the diplomatic mission. Goal 5 also focuses on continuous enhancement of the skills and responsibilities of IT staff to enable them to play a higher-level consultative role in helping end-users exploit modern technology.

The request for FY 2011 will be used for innovative training management, distance learning, and training support technology. The Foreign Service Institute (FSI), which manages the National Foreign Affairs Training Center, is responsible for a large share of Goal 5 activities and resources, notably those associated with training and skill development. FY 2011 resources will be directed as follows for FSI programs:

IT CENTRAL FUND

FSI Instructional Support (SAIT): $3,772,000
FSI's School of Applied Information Technology (SAIT) provides Department-focused IT training for professional IT staff and end users, and provides a full range of 24x7 distance learning content options to employees of the Department, and to other federal agencies on a reimbursable basis, including training on major Department programs and systems. Online courses are a mix of COTS and FSI-developed products. FSI also provides instructors with automated authoring tools that speed the development of effective distance learning courses and interactive classroom exercises.

FSI Learning Infrastructure: $3,015,000
A four-year life-cycle refresh program for the IT infrastructure at Foreign Service Institute (FSI) supports classroom and distance learning 24x7. The FSI infrastructure includes: classroom technology for instructors and students; the platforms for FSI Corporate Systems and for the design, development, and delivery of distance learning worldwide; multimedia/language technical labs and simulation components; and digital video conferencing for classes, language testing, and course development. The FY2011 request is guided by key management priorities and supports the Department's learning infrastructure initiatives for Departmental IT programs.

Funds by Program Activity
($ in thousands)

IT Central Fund	FY 2009 Actual	FY 2010 Enacted	FY 2011 Request	Increase / Decrease
Information Resource Management	444,672	259,000	271,100	12,100
Corporate Information Systems and Services	25,772	54,903	26,388	(28,515)
Infrastructure Systems	297,336	66,030	81,225	15,195
Office Automation	114,403	131,178	156,700	25,522
Professional Development/Leadership	7,161	6,889	6,787	(102)
Total	**444,672**	**259,000**	**271,100**	**12,100**

IT CENTRAL FUND

Funds by Object Class

($ in thousands)

IT Central Fund	FY 2009 Actual	FY 2010 Enacted	FY 2011 Request	Increase / Decrease
2100 Travel & Trans of Persons	19,914	11,749	12,293	544
2200 Transportation of Things	15,916	9,390	9,825	435
2300 Rents, Comm & Utilities	43,881	25,889	27,088	1,199
2400 Printing & Reproduction	2,245	1,325	1,386	61
2500 Other Services	133,024	104,676	109,626	4,950
2600 Supplies and Materials	25,465	15,024	15,720	696
3100 Personal Property	154,227	90,947	95,162	4,215
3200 Real Property	45,693	0	0	0
9000 Other	4,307	0	0	0
Total	**444,672**	**259,000**	**271,100**	**12,100**

This page intentionally left blank.

BORDER SECURITY PROGRAM

Resources Summary

($ in thousands)

	FY 2009 Actual	FY 2010 Enacted	FY 2011 Request
Machine Readable Visa (MRV) Fees	830,948	974,817	975,000
Western Hemisphere Travel Surcharge	248,889	315,000	315,000
Enhanced Border Security Program Fees	**257,600**	**454,254**	**629,000**
Passport Security Surcharge	220,500	408,154	573,900
Immigrant Visa Security Surcharge	22,000	31,000	40,000
Diversity Fee	15,100	15,100	15,100
Other Consular Fees	0	0	634,000
Fraud Prevention Fee	40,000	40,000	40,000
Affidavit of Support Fee	10,000	0	0
Total Border Security Program Expenses	**1,387,437**	**1,784,071**	**2,593,000**

Program Description

The Department of State's Border Security Program has a mission to protect American citizens and safeguard national borders. It is a core element of the coordinated national effort to deny individuals who threaten the country entry into the United States and to facilitate the entry of legitimate travelers. The Bureau of Consular Affairs' (CA) mission is to protect the lives and interests of American citizens abroad and to strengthen the security of United States borders through the vigilant adjudication of visas and passports. As the lead bureau in the Department's Border Security Program, CA is responsible for deploying automated systems, developing and implementing policies, procedures and processes, and coordinating with other agencies across the federal government in support of homeland security goals. The State Department's Border Security Program supports domestic and overseas consular operations and focuses on five fundamental objectives: information technology, connectivity, infrastructure, integrity, and human resources.

The FY 2011 budget request includes a proposal that would allow the Department to retain all user fees collected from the provision of consular services for FY 2011 and all future years to cover the full cost of immigration, passport, and other consular services.

Information Technology
Make accurate and timely information available to all personnel responsible for processing passports, adjudicating visas and issuing travel documents. Key elements include data sharing with other agencies and continuing improvements to data analysis initiatives and efficiencies in the applicant screening process through name checks and biometric technologies (fingerprints and facial recognition).

Connectivity
Provide worldwide, redundant connectivity in support of passport and visa processing, including sufficient bandwidth to support data sharing and transmission of electronic images, biometric information, and passport and visa applications to support a 24 hours/7 days a week operation.

Infrastructure
Furnish staff with modern equipment and software to support consular activities. Key elements are an effective equipment replacement program and continued development of modernized consular software.

BORDER SECURITY PROGRAM

Integrity
Safeguard the integrity of consular processes and services through continuous enhancements to consular documents, improvements in information systems, expanded training of personnel in security and anti-fraud procedures, and a comprehensive program to investigate incidents of passport and/or visa fraud.

Human Resources
Provide sufficient qualified staff trained in consular processes and anti-fraud techniques to fill consular positions through the Department of State's programs to hire, train and assign enough personnel to meet workload demands.

The following chart summarizes the costs of the major activities of the Border Security Program:

($ in thousands)

Activities	FY 2009 Actual	FY 2010 Enacted	FY 2011 Request	Increase/ Decrease
Consular Project Initiatives	**608,538**	**874,315**	**1,187,837**	**313,522**
Consular Systems Install and Operations	69,500	74,250	98,500	24,250
Consular Systems Modernization and Support	114,405	175,295	178,023	2,728
Automated Name check Systems: CLASS	14,000	14,000	15,000	1,000
MRV Administrative Support	69,856	88,585	93,185	4,600
Global Support Services (GSS)	0	58,938	138,634	79,696
Public Information Support	28,300	42,315	33,315	(9,000)
Document Integrity/Fraud Programs	22,973	25,220	26,871	1,651
Consular Training (FSI)	6,300	6,170	6,170	0
Passport Operations	187,829	214,898	231,244	16,346
Passport Facilities	13,455	14,300	23,174	8,874
Passport Systems	23,025	70,037	78,631	8,594
Visa Processing	31,450	59,400	55,600	(3,800)
American Citizen Services	2,933	4,078	3,596	(482)
Intelligence Support Unit (INR)	340	0	0	0
Facilities Management	24,172	26,829	205,894	179,065
Domestic rent and maintenance	24,172	26,829	31,894	5,065
Overseas facilities	0	0	174,000	174,000

BORDER SECURITY PROGRAM

Activities	FY 2009 Actual	FY 2010 Enacted	FY 2011 Request	Increase/ Decrease
Diplomatic Security	**21,269**	**23,403**	**149,403**	**126,000**
Investigative Support/Guards	21,269	23,403	23,403	0
Worldwide security protection	0	0	126,000	126,000
Technology Backbone – IRM	**18,000**	**14,000**	**17,710**	**3,710**
IRM Computer Systems and Diplomatic Telecommunications Support	18,000	14,000	17,710	3,710
Border Security Staff (American Salaries)	**338,989**	**381,088**	**557,744**	**176,657**
Consular Affairs	163,120	196,123	199,260	3,137
Bureau of Administration	92	92	186	94
Coordinator for Counterterrorism (S/CT)	368	1,089	1,116	27
Information Resource Management	3,219	3,441	3,478	37
Diplomatic Security	30,320	38,472	42,834	4,362
Overseas Staff	141,870	141,870	310,870	169,000
Border Security Support	**400,641**	**491,266**	**680,306**	**189,040**
Consular Affairs	212,115	295,725	319,765	24,040
Diplomatic Security	15,343	15,343	15,343	0
Information Resource Management	4,090	4,090	4,090	0
Western Hemisphere Affairs (BCC)	2,000	2,000	2,000	0
Overseas Support	167,093	174,108	339,108	165,000
Total, Border Security Program	**1,387,437**	**1,784,071**	**2,593,000**	**808,929**
FBI Fingerprint Checks Reimbursement	*150,000*	*122,000*	*122,000*	*0*

The Department will pursue the following objectives in FY 2011 as part of its continued efforts to protect and assist Americans abroad and to improve U.S. border security by preventing the entry of terrorists or others intending to engage in criminal activity in the United States.

Consular Systems Installation and Operations: $98,500,000
This funding supports worldwide consular systems with new hardware, software and training. CA continues to replace IT equipment for overseas consular sections and domestic facilities on a systematic replacement cycle. The Direct Shipment initiative will continue the distribution of hardware components directly from the service provider to overseas posts. Ongoing operations encompass program, configuration and data management; systems engineering and systems security programs; software maintenance; independent testing of software releases for all consular applications; support for non-immigrant and immigrant visa adjudication processes and business systems and contractor-provided technical support and equipment maintenance. During FY 2011

continued emphasis will be placed on the rollout of the new generation of visa software, including the Consular Electronic Application Center (CEAC) and the Global Visa System (GVS). The CEAC is a set of web forms in one convenient location, making the application process faster and easier for the public. The GVS will be a unified visa processing solution that will transform and modernize the Department's visa processing environment. These systems will modernize the visa adjudication environment by consolidating four existing systems and will improve the accuracy and timeliness of the visa application process.

Consular Systems Modernization and Support: $178,023,000
Border security imperatives require that CA continue to develop the most efficient and advanced systems possible to support both the Bureau's role in interagency data sharing and its commitment to sound citizenship and visa adjudication decisions and services. CA will work closely with the Department of Homeland Security (DHS) and the Federal Bureau of Investigation (FBI) to ensure continuing compatibility with their systems and programs. CA will continue to support use by other agencies of the Consular Consolidated Database (consular case history records) by expanding and refining web-based interfaces for easier information delivery and by improving data mining/data access tools. The expansion of CA's Business Intelligence functionality will continue, which will provide the Bureau with enhanced decision support and fraud detection capacities through the introduction of software tools enabling the execution of complex "what if" scenarios, improved analytical capabilities, and the ability to run queries against multiple CA databases.

Automated Name Check Systems CLASS: $15,000,000
The consular name check systems form the centerpiece of the Border Security Program. CA assigns high priority to maintaining and improving the Consular Lookout and Support Systems (CLASS) infrastructure. By FY 2011 CLASS will have over 65 million entries provided by other agencies, requiring continuing attention to data management and to connectivity with other agency systems. Because CLASS is listed by Presidential Directive 63 as a mission critical system, contingency planning and support must continue for the two data centers, one in the Washington, DC area and the Alternate Processing Center at the Kentucky Consular Center, that handle CLASS. CLASS will continue to be applied to the Diversity Visa System (DV) program, thereby enhancing its anti-fraud capabilities by allowing the detection of duplicate and name variant entries. In much the same fashion, in FY 2011 the CLASS fraud detection functionality will be further enhanced by its ability to access and run queries against the Consolidated Consular Database (CCD), thereby allowing the identification of name variants of prior applications.

MRV Support Costs: $93,185,000
The Machine Readable Visa (MRV) fees collected from each applicant for a nonimmigrant visa have provided the fundamental financial support for all consular and visa programs. Support costs include the fees paid to banks worldwide to collect the MRV fee from applicants; the salaries paid to staff established in response to changes in MRV workload and security procedures; and the salaries, benefits and equipment for consular agents. Other costs are the support to overseas posts from Consular Management Assistance Teams (CMAT) and the purchase of a modest amount of supplies and equipment.

Global Support Services (GSS): $138,634,000
Initial funding for this new initiative was included in FY 2010 and will cover partial year requirements at a cost of $58.938 million. Full year implementation costs are included in the FY 2011 budget. As part of preparations to process increasing numbers of visa applicants at designated Mission Mexico posts, CA initiated a pilot program of offsite data collection (ODC) at two posts in April 2008. Upon completion of the pilot program, CA developed a successor program to that pilot, called the "Global Support Strategy" (GSS). GSS will support consular services worldwide, replacing existing user-pays concession agreements and expanding offsite data collection to additional high-volume posts. This will standardize visa services, promises improved customer service and management information, establishment of uniform performance standards, and more efficient use of space at the largest consular sections.

Public Information Support: $33,315,000
CA relies on the support of two contractor-operated call centers, internet websites and Web 2.0 tools and traditional on-site outreach to provide the public with the most responsive information available in the most cost-effective manner. The first call center is the Overseas Citizen Services (OCS) Call Center which provides non-Privacy Act-protected information regarding the safety and welfare of American citizens abroad, and answers general information calls for OCS while forwarding case-specific calls and those requiring action directly to the appropriate OCS officer. The center can be reached via toll-free or toll numbers from 8am to 8pm Monday through Friday; after-hours calls are handled by the OCS Duty Program. For crisis response, the center can escalate to 24 hours/7 days a week operation within three hours of notification. The second call center is the National Passport Information Center (NPIC) which provides information services to the general public via a toll-free telephone number and e-mail correspondence. NPIC also provides an extensive automated passport information service that is available to the public, 24 hours a day. Through this service, customers can obtain answers to general passport questions and may make appointments to be seen at one of the passport agencies.

Document Integrity, Training and Anti-fraud Programs: $26,871,000
As part of its responsibility for enhancing U.S. border security, CA remains vigilant in its efforts to maintain and improve the integrity of U.S. visas and passports. The FY 2011 budget supports passport and visa fraud prevention and expanded H-1B and L visa fraud detection efforts. Funding will also provide for information sharing, publications, coordination with other offices and agencies, and training and operational support for consular sections abroad, passport agencies and visa facilities to ensure that overseas consular officers and domestic passport agency employees have the tools and skills needed to uncover and combat fraud. CA will continue to work with the Bureau of Diplomatic Security (DS) on these efforts. DS will continue to strengthen the DS criminal investigations program as it relates to the H-1b, H-2b and L visas using revenues retained under the H-1B Visa Reform Act of 2004.

FSI – Consular Training: $6,170,000
Consular training is provided in domestic and overseas classes, conferences, and workshops by the Foreign Service Institute (FSI). The training targets consular officers, consular agents, locally engaged support employees, and systems staffs who support automated consular systems. The courses cover the protection of American citizens abroad, including crisis planning and victim assistance, visa adjudication policies and procedures, interviewing techniques, name checks, fraud prevention, and leadership and management principles.

Passport Operations: $231,244,000
The integrity of the U.S. Passport is a critical duty, as is timely delivery of passport services to the American public. Maintaining excellence in customer service while protecting that integrity requires the effective application of resources and advanced tools and systems. The FY 2011 budget request funds these tools and systems and is based on estimated demand of 15 million applications for passport products.

The U.S. passport remains the fundamental internationally accepted document that identifies the nationality of Americans and Passport Operations is anticipating a continued increase in organizational growth during FY 2011. As the organization expands physically to meet the needs of the American public, the internal structure of the organization must correspondingly adapt, adding new programs such as the Acceptance Facility Oversight Program, and a specialized Adjudication office. The Department will need to assess current and new vulnerabilities associated with passport issuance and records management, strengthen and expand internal controls, and provide additional support to the specialists in the field through the Fraud and Adjudication Programs. Greater demand and wider-reaching points of access mean the Department will need to grow electronically as well. The Department requires more advanced tools to more readily identify passport fraud through electronic evaluation of applicant data. Better electronic capabilities also allow us to perform

validation studies (record review of previously issued passports), field agency analyses, vulnerability assessment and analysis, implementation assistance with new programs and universal data reporting. New systems tools will enable the Department to provide acceptance facility oversight, enhance our protection of Personally Identifiable Information (PII), and maintain ongoing support and upgrades to the Internal Controls' Incident Tracking System and Program Assessment and Compliance Reporting system. The systems and tools included in the FY 2011 budget will enhance CA's capabilities to support these critical tasks.

Passport Facilities: $23,174,000
Funds will be used to maintain the infrastructure of new passport facilities established with American Recovery and Reinvestment Act ("Recovery Act") monies, existing passport agencies located nationwide and headquarters space located in Washington, DC. Funds also support the two Book Personalization Facilities in Hot Springs, Arkansas and Tucson, Arizona. Items funded from this budget include maintenance services, renovations, telephone systems, utilities, and furniture and office equipment.

Passport Systems: $78,631,000
During FY 2011 CA will continue operational support, equipment replacement plans and the help desk for passport facilities and centers. New passport agencies will be established and existing agencies will be upgraded to produce passport books and the new passport cards. Systems hardware will be replaced as part of a periodic equipment refreshment process and technological improvements will occur to support continued passport production. Software improvements, including those that will support the passport adjudicating centers and book personalization centers will continue. Passport system's architecture will be redesigned in conjunction with the development of the new Global Citizen Services initiative, which ultimately will result in a consolidated system encompassing the functionality of the American Citizens Services system (ACS) and passport issuance systems.

Visa Processing: $55,600,000
Funding will support on-going operations at the National Visa Center (NVC), the Kentucky Consular Center (KCC) and the visa office operations in Washington, DC. NVC provides worldwide support to immigrant visa processing posts and is actively engaged in anti-fraud efforts and in coordinating its work with the FBI and the Department of Homeland Security. KCC will continue to manage the Diversity Lottery Program and the petition-based NIV operations. KCC also serves as the Alternate Processing center for CLASS and hosts the facial recognition program for overseas posts.

American Citizen Services: $3,596,000
One of the Department of State's core objectives is the safety and welfare of American citizens abroad, especially in times of crisis. The funding will allow CA to meet its protection responsibilities by engaging in bilateral and multilateral meetings to strengthen crisis assistance to citizens, monitor international compliance with treaties such as the Hague Convention on the Civil Aspects of International Child Abduction ("Hague Abduction Convention"), supporting the Hague Convention on Inter-Country Adoption training American and international judges in Hague Abduction Convention procedures, training state and local officials on consular notification issues, and continuing routine operations, including voter assistance programs and emergency support to destitute American citizens.

Facilities Management: $205,894,000
Domestic resources estimated at $31.8 million will fund facilities maintenance, custodial services and utilities at the National Visa and National Passport Centers in New Hampshire, the Kentucky Consular Center, and the Charleston Passport Center in South Carolina. The Consular Passport center in Portsmouth is expanding and increasing its existing footprint by 30 percent which will require an expansion of the existing maintenance and janitorial contract services. These funds also include GSA rent for all consular domestic facilities including ten new or expanded passport centers. The domestic facilities rent payments and maintenance requirements are managed by the Bureau of Administration. The Administration's proposal to allow the Department of State to retain additional fee revenue will

provide $174 million for the Overseas Building Operations Bureau to support overseas consular facility construction, maintenance, and leases.

Diplomatic Security: $149,403,000
Securing the U.S. from external threats has received increasing attention since the terrorist attacks of September 11, 2001, and maintaining the integrity of the U.S. passport is an essential component of the Department of State's efforts to help protect U.S. citizens from those who would do them harm. The Bureau of Diplomatic Security (DS) hires and assigns uniformed protection officers to guard all domestic CA facilities using funding provided through the Border Security Program. In addition, DS plays a critical role in border security by investigating and assisting in the prosecution of passport and visa fraud worldwide and by combating terrorism and organized criminal activities linked to passport and visa fraud. In support of that mission, $23.1 million will funding critical DS efforts to maintain and improve current infrastructure, to enhance surveillance equipment and technology capabilities, and support the strategic goals of the Visa and Passport Security Strategy. The Administration's proposal to allow the Department of State to retain additional fee revenue will fund $126 million of existing diplomatic security support of overseas consular activities.

Technology Support (IRM): $17,710,000
The Bureau of Information Resource Management (IRM) will use these funds to provide technical support for CA systems. This includes around-the-clock systems operations and maintenance; worldwide and secure connectivity; redundancy; contingency operations; and technology to handle CLASS enhancement requirements.

Border Security Staff American Salaries: $557,744,000
Personnel resources are an integral part of the Border Security Program. The domestic and overseas consular staff provides vital services to support Americans as well as foreign visa applicants. In order to execute the Department's Consular mission and provide high quality service that protects and assist American citizens abroad, enhance U.S. border security, and facilitate legitimate international travel. The Administration's proposal to allow the Department of State to retain additional fee revenue and increased fees will support $169 million consular costs previously funded by the Diplomatic and Consular Program appropriation. The Border Security Program also provides for an additional 20 overseas positions to support consular workload at embassies in high volume and critical posts. An increase in domestic positions is not planned in FY 2011.

Border Security Support: $680,306,000
Requested funds for this program activity pay for the basic expenses of the Border Security Program. These expenses include consumables and supplies for visa and passport programs, i.e. passport books and card stock as well as visa foils and card stock. Funds in this activity are also used to pay the start-up and recurring expenses associated with overseas consular positions, which include funding to the regional bureaus to pay the salary and benefits of locally engaged consular employees as well as the post specific benefits (i.e. cost of living allowances, educational allowances and danger pay) of American consular staff and other administrative support costs. The Administration's proposal to allow the Department of State to retain additional fee revenue will fund $165 million of staffing and support costs of consular personnel overseas.

FBI Fingerprint Checks Reimbursement: $122,000,000
The Department will continue to reimburse the FBI for checking ten-print scans of visa applicants against the IAFIS and for FBI name checks. In FY 2010 and FY 2011, the Department plans to reimburse the FBI $122,000,000.

Justification of Request

The Department's Border Security Program key priorities in FY 2011 are to expand, enhance, modernize and continue to strengthen worldwide consular services while delivering 21st century

secure travel documents. The Border Security Program is a fee-funded operation that relies on consular fees to cover the costs of doing business. The FY 2011 budget request assumes the Department will retain all user fees currently collected from the provision of passport, visa, and other consular services, full implementation of a new consular fee schedule, and the continued collection of the Western Hemisphere Travel Initiative (WHTI) fee until September 30, 2011.

The consular fee revenue identified in the resource summary table is required to fully support the FY 2011 budget request and include $634 million of fees that will support facility costs ($174 million), diplomatic security ($126 million) and other personnel support costs for overseas consular services ($334 million).

Additional program increases for $175 million are included in the FY 2011 Border Security Program budget and primarily reflect costs for new initiatives including Global Support Services (GSS), the Passport Acceptance Agent Oversight Program, 20 new overseas positions, and critical consular system modernization efforts which are described below.

GSS initiative: $138,000,000
CA will standardize visa services worldwide by procuring services to provide and manage public inquiry services, appointment services, fee collection, document delivery and data collection services, and also in some areas to establish and to manage offsite data collection facilities located outside the United States. GSS will outsource non-inherently-governmental activities associated with consular services and provide data collection and delivery to the USG.

Passport Acceptance Agent Oversight Program: $3,000,000
In order to address issues identified in a recent GAO study, CA will maintain the highest level of integrity in the adjudication process with improved security, quality, and efficiency in processing passport applications with a newly created 40-person division dedicated to oversight of the various acceptance facilities (postal facilities and municipal offices nation-wide) within CA's current personnel authorization ceiling.

Consular Systems: $26,000,000
The Border Security Program relies heavily on consular systems to perform. Costs associated with continued modernization systems efforts will enhance and support the consular mission and represent a significant increase of resources needed in the FY 2011 budget request. In addition to on-going systems efforts and support, CA will be implementing new consular systems initiatives including the global citizen's services capability, the expansion of facial recognition capabilities to comply with GAO recommendations and the update of existing passport printers that currently have a 10-year life cycle.

New positions: $8,000,000 including 20 positions
To maintain high quality consular services overseas, the Border Security Program provides for 20 additional foreign service positions to support consular workload at embassies in high volume and critical posts.

DEPARTMENT OF STATE

Bureau Summary

($ in thousands)

Diplomatic & Consular Programs

Bureau	FY 2009 Actual		FY 2010 Enacted		Built-In Changes		Current Services		Program Changes		FY 2011 Request	
	Pos	Funds	Pos	Funds	Pos	Funds	Pos	Funds	Pos	Funds	Pos	Funds
Secretary	461	106,201	484	112,111	0	1,349	484	113,460	9	14,986	493	128,446
Ambassador at Large for Counter-Terrorism	0	1,534	0	1,543	0	65	0	1,608	0	0	0	1,608
Chief of Protocol	64	10,254	73	10,280	0	104	73	10,384	0	0	73	10,384
Management	33	10,256	33	10,861	0	125	33	10,986	1	68	34	11,054
Political-Military Affairs	200	34,195	204	36,136	0	452	204	36,588	17	1,583	221	38,171
Medical Director	131	36,535	156	49,108	0	842	156	49,950	10	6,599	166	56,549
Democracy, Human Rights and Labor	118	18,788	118	21,823	0	222	118	22,045	19	1,623	137	23,668
International Criminal Justice	10	2,219	10	2,219	0	22	10	2,241	0	0	10	2,241
Trafficking in Persons	24	4,790	26	6,206	0	104	26	6,310	3	496	29	6,806
Oceans and International Environmental and Scientific Affairs	168	37,257	168	38,305	0	474	168	38,779	11	858	179	39,637
Population and International Migration	0	798	0	852	0	10	0	862	0	-34	0	828
Legal Advisor	255	51,225	265	55,803	0	680	265	56,483	4	532	269	57,015
Economic, Energy, and Business Affairs	209	37,341	213	38,346	0	403	213	38,749	2	181	215	38,930
Intelligence and Research	315	60,098	330	64,044	0	772	330	64,816	7	1,073	337	65,889
Legislative Affairs	71	12,868	71	12,868	0	124	71	12,992	3	185	74	13,177
Resource Management	357	121,844	368	140,795	0	1,638	368	142,433	4	5,055	372	147,488
Public Affairs	221	38,782	221	39,048	0	438	221	39,486	0	0	221	39,486
Western Hemisphere Affairs	977	324,945	990	354,138	0	11,187	990	365,325	36	10,662	1,026	375,987
European and Eurasian Affairs	1,540	667,344	1,544	722,843	0	18,900	1,544	741,743	7	2,341	1,551	744,084
East Asian and Pacific Affairs	766	303,629	773	327,414	0	6,231	773	333,645	27	8,091	800	341,736
Near Eastern Affairs	785	228,181	808	253,270	0	7,870	808	261,140	30	9,074	838	270,214
South and Central Asian Affairs	472	538,491	520	606,116	0	22,584	520	628,700	155	325,608	675	954,308
African Affairs	744	313,640	755	362,853	0	15,342	755	378,195	37	11,656	792	389,851
International Organization Affairs	337	69,142	337	70,760	0	1,549	337	72,309	5	926	342	73,235
International Conferences	0	5,682	0	7,841	0	141	0	7,982	0	38,220	0	46,202
Diplomatic Security	861	255,929	861	185,929	0	7,025	861	192,954	0	0	861	192,954

Bureau	FY 2009 Actual		FY 2010 Enacted		Built-In Changes		Current Services		Program Changes		FY 2011 Request	
	Pos	Funds	Pos	Funds	Pos	Funds	Pos	Funds	Pos	Funds	Pos	Funds
Foreign Missions	0	4,608	0	4,866	0	108	0	4,974	0	0	0	4,974
Information Resource Management	535	154,027	540	283,331	43	3,493	583	286,824	5	0	588	286,824
Verification, Compliance and Implementation	112	22,331	123	30,954	0	356	123	31,310	0	0	123	31,310
International Security and Nonproliferation	263	46,075	264	48,923	0	586	264	49,509	7	538	271	50,047
Administration	610	407,966	629	466,535	0	15,725	629	482,260	6	12,016	635	494,276
Diplomatic Telecommunications Service	43	32,596	43	32,771	-43	-32,771	0	0	0	0	0	0
Director General of the Foreign Service & Director of Human Resources	438	148,657	438	158,079	0	1,258	438	159,337	6	693	444	160,030
Post Assignment Travel	0	182,705	0	183,619	0	2,430	0	186,049	0	0	0	186,049
Human Resources Special Complement	304	85,211	304	93,458	0	847	304	94,305	0	0	304	94,305
Human Resources Initiative	520	200,645	1,085	387,835	0	119,293	1,085	507,128	99	12,183	1,184	519,311
Ambassador's Fund for Cultural Preservation	0	5,500	0	5,750	0	0	0	2,000	0	0	0	2,000
International Information Programs	263	65,718	263	80,833	0	1,190	263	82,023	6	745	269	82,768
Foreign Service Institute	799	129,060	799	179,044	0	1,795	799	180,839	12	1,440	811	182,279
Consular Affairs	17	18,689	17	3,689	0	41	17	3,730	0	0	17	3,730
FSN Separation Liability Trust Fund Payment	0	11,094	0	27,946	0	1,624	0	29,570	0	0	0	29,570
Supplementals	0	0	0	0	0	0	0	0	0	0	0	0
Iraq Operations	0	1,004,500	2	1,121,641	0	13,946	2	1,135,937	0	651,163	2	1,787,100
Worldwide Security Protection	1,558	1,341,758	1,902	1,586,214	0	-32,660	1,902	1,615,340	48	-54,640	1,950	1,560,700
Total	**14,581**	**7,153,108**	**15,737**	**8,227,000**	**0**	**195,914**	**15,737**	**8,481,300**	**576**	**1,063,921**	**16,313**	**9,545,221**

Department Of State
Border Security Program Fee Allocations by Bureau

($ in thousands)

Organization	2009 Actual		2010 Enacted		2011 Request		
	Positions Total	Funds Total ($000)	Positions Total	Funds Total ($000)	Positions Total	Funds Total ($000)	Increase/ Decrease
Border Security Program (BSP)							
Administration	1	24,264	1	26,921	2	32,080	5,159
Intelligence and Research	0	340	0	0	0	0	0
Western Hemisphere Affairs	595	105,299	595	106,349	595	106,349	0
European and Eurasian Affairs	281	72,190	281	74,138	281	74,138	0
East Asian and Pacific Affairs	278	58,169	278	59,448	278	59,448	0
Near Eastern Affairs	112	22,766	112	23,268	112	23,268	0
South and Central Asian Affairs	144	24,378	144	24,801	144	24,801	0
African Affairs	102	23,161	102	23,722	102	23,722	0
Diplomatic Security	297	60,008	322	69,592	322	200,080	130,488
Information Resource Management	37	25,309	37	21,531	37	25,278	3,747
Post Assignment Travel (Human Resources)	0	6,000	0	6,252	0	6,252	0
Foreign Service Institute	0	6,300	0	6,170	0	6,170	0
Office of Counterterrorism (S/CT)	9	368	9	1,089	9	1,116	27
Consular Affairs *	2,989	958,885	3,009	1,340,790	3,029	1,836,298	495,508
Overseas Building Operations Bureau	0	0	0	0	0	174,000	174,000
TOTAL BSP	4,845	1,387,437	4,890	1,784,071	4,911	2,593,000	808,929

* Total Border Security Program fees include Machine Readable Visa Fees, Western Hemisphere Travel Initiative fees, Passport Security Surcharges, Immigrant Visa Security Surcharges, Diversity Lottery Fees, H&L Fraud Prevention Fees, and other consular fees (new fee authorities proposed for State to retain fees currently retained by Treasury). Consular Affairs also includes $334M of regional overseas costs.

This page intentionally left blank.

D&CP – OFFICE OF THE SECRETARY

Resource Summary

($ in thousands)

Appropriations	FY 2009 Actual	FY 2010 Enacted	FY 2011 Request	Increase / Decrease
Positions	461	484	493	9
Funds	106,201	112,111	114,090	1,979

Program Description

The Secretary of State is the President's principal foreign policy advisor. The offices of the Secretary and the Deputy Secretaries provide overall direction and coordination for Department headquarters' offices and U.S. missions abroad. They are also the primary interlocutors with the White House, the Congress, members of the interagency foreign affairs community, and foreign leaders. This request also includes the personnel and financial resources for the Secretary's Executive Secretariat and for five of the six Under Secretaries who direct the operation of Department bureaus and offices including: Democracy and Global Affairs; Economic, Energy and Agriculture Affairs; Political Affairs; Arms Control and International Security; and Public Diplomacy and Public Affairs. While the budget for the Under Secretary for Management (M) is presented separately, the Secretary's Executive Secretariat staff provides policy and administrative support to M. The request also supports the special-mission offices that report directly to the Secretary and other Department principals and carry out high-priority, sensitive work. These include:

- Office of the Coordinator for Counterterrorism – develops, coordinates, and implements U.S. counterterrorism policy;
- Office of Policy Planning - provides independent policy advice and analysis to the Secretary;
- Office of Equal Employment Opportunity Civil Rights - fosters a work environment free of discrimination throughout the Department;
- Office of War Crimes Issues - advises the Secretary on efforts to address serious violations of international humanitarian law;
- Office of Global Women's Issues - leads the Department's efforts in integrating international women's issues into the pursuit of all its strategic objectives;
- Foreign Service Grievance Board - established by the Foreign Service Act of 1980;
- Office of the Director of U.S. Foreign Assistance - charged with directing the transformation of the U.S. Government approach to foreign assistance;
- Special Representative for Afghanistan and Pakistan – coordinates the President's Strategy on Afghanistan and Pakistan;
- Special Envoy for Middle East Peace – strategizes and carries out new approaches to bringing peace and stability to this region;
- Special Advisor on the Gulf and South West Asia – advises the Secretary on a comprehensive and constructive approach for the region including Iran on the development and formulation of policy approaches.
- Special Envoy for Guantanamo Closure – assists the Secretary with issues related to closing the facility.

Priorities

To accomplish this comprehensive mission in FY 2011, the Office of the Secretary (S) has established the following priorities:

The Executive Secretariat will ensure the prompt, efficient, and organized staffing of policy interests requiring the attention of the Secretary, Deputy Secretaries, and Under Secretaries in the coordination of material presented to them and the implementation of decisions made by them.

The Executive Secretariat will also:

- *Direct the Quadrennial Diplomacy and Development Review (QDDR);*
- Expand crisis management readiness training to increase effectiveness of overseas and Department crisis response efforts through expanded use of collaborative, web-based technologies;
- Link the Department's leadership with overseas posts, handle telephone contacts between the Secretary and her foreign counterparts, and monitor and distribute sensitive message traffic;
- Improve the efficiency and reliability of a robust teleconferencing system to satisfy the Secretariat's core mission of connecting the Secretary and other principals with anyone, anywhere, at any time;
- Manage the flow of information, recommendations and decisions to and from the Secretary to ensure an orderly, streamlined paper flow to maximize efficiency and use of updated technology;
- Right size the logistical support platform and improve electronic distribution of briefing materials to staff and posts and prepare administrative and systems support for overseas and domestic travel by the Secretary and the Deputy Secretary;
- Improve critical infrastructure and responsiveness by sustaining double redundancy in Principals' support and secretariat functions at continuity of operations sites with a full range of capabilities;
- Provide customizable, web-based content and document management tools to allow S personnel to directly manage its information for Department Principals and staff;
- Maintain the highest level security standards and attend to the responsibilities incumbent upon S personnel to protect national security information through strict but seamless access, information control procedures, and active security awareness programs;
- Implement technology upgrades in the Operations Center that will provide the Secretary and other principals with the rapid, synthesized information they require to support the President, especially in conducting diplomacy and participating effectively in interagency policy deliberations;
- Provide the highest quality logistical, financial and managerial support to all the offices in the S family;
- Implement a new Executive Office structure that devolves duties and responsibilities for selected services to other bureaus, including Centers of Excellence, allowing the Executive Office to concentrate on its core mission.

Justification of Request

The Department's FY2011 request of $114.090 million for the Office of the Secretary (S) includes increases to maintain current services and support several key initiatives. The current service increase of $1.349 million supports COLA annualization for a base staffing level of 484 positions, domestic wage and price increases, and maintains the FY2010 level of activity. The FY 2011 request includes an increase of $0.630 million, including nine positions, above the FY 2010 base of $112.111 million to support international and domestic legal policy. The FY 2011 request includes:

Information Technology: $67,000 including 1 position

Information technology continues to be a critical component of the Executive Secretariat's Office of Information Resource Management's (S/ES-IRM) day-to-day operations. There was no base funding provided in FY 2010 for this project. Due to the increased demand for real-time discussions, our video teleconference (VTC) sessions have realized a dramatic increase. From year 2005 to year 2008, there has been an increase in the number of VTCs from 490 to 3109; staffing has remained the same. The request provides for one position in S/ES-IRM to support increasing demand for VTC support creation and support for SharePoint sites has increased significantly during 2008.

Technical Information Specialist: $43,000 including 1 position

The requested funding provides for one Technical Information Specialist position to address the increasing workload within the Office of Correspondence and Records (S/ES-CR). Calendar year 2009 was quite demanding for the Office of Correspondence and Records (S/ES-CR) since the arrival of Secretary Clinton and the two Deputy Secretaries. There was a 15 percent increase in the number of documents processed and archived by the staff. One additional Technical Information Specialist will insure the influx of time-sensitive correspondence are cleared and processed within 48-hours.

Office of Civil Rights (S/OCR) Title VI and IX Responsibilities: $59,000 including 1 position

The requested position and funding above an FY 2010 overall base of $1.132 million will support beneficiaries of programs that receive funding in whole or in part by the Department of State. The beneficiaries have a right to be free from discrimination based his/her race, color, or national origin, and has a right to contact the Department of State to initiate a complaint about such discriminatory treatment under Title VI of the Civil Rights Act of 1964. Similar rights exist under Section 504 of the Rehabilitation Act of 1973 for beneficiaries who believe they have experienced discrimination based on disability. Beneficiaries of federally supported education programs also have a right to be free from discrimination based on sex under Title IX of the Civil Rights Act of 1964. To comply fully with statutory requirements, the Office of Civil Rights (S/OCR) will establish a Title VI, Title IX, and Section 504 Program Unit to ensure grant recipients comply with all relevant laws and policies to prevent unlawful discrimination against the beneficiaries of their services. The unit will be responsible for developing a complaints management process, a system of pre- and post-award surveys, and developing and sharing best practices gleaned from other agencies.

The Office of the Coordinator for Counterterrorism (S/CT) Positions: $461,000 including 6 positions

The requested funding above a FY 2010 base of $3.120 million will provide for CT policy oversight and guidance within geographic regions for all U.S. Government agencies. Since 2001, the growth of the U.S. Government's counterterrorism efforts and the State Department's role has steadily placed increased demand on S/CT. Old programs have expanded and new programs, such as the Regional Strategic Initiative (RSI) and Countering Violent Extremism (CVE) have been established and implemented. More of these programs – especially the Regional Strategic Initiative – are being conducted through embassies abroad. S/CT is determined to emphasize the importance of translating CT strategy into field action. S/CT coordinates and implements key CT programs in real-time situations. This request will help to sustain and support the increased pace of program activities that S/CT has been tasked to perform by both the Secretary and the President.

D&CP – OFFICE OF THE SECRETARY

Resource Summary

	Positions				Funds ($ in thousands)		
	American			Pos	Bureau	American	Funds
	Domestic	Overseas	FSN	Total	Managed	Salaries	Total
FY 2009 Actual	461	0	0	461	51,771	54,430	106,201
FY 2010 Estimate	484	0	0	484	56,357	55,754	112,111
FY 2011 Built-in Changes							
Annualization of FY 2010 COLA	0	0	0	0	52	258	310
Domestic Inflation	0	0	0	0	491	0	491
FY 2011 American COLA	0	0	0	0	210	338	548
Total Built-in Changes	0	0	0	0	753	596	1,349
FY 2011 Current Services	484	0	0	484	57,110	56,350	113,460
FY 2011 Program Changes							
S/ES-IRM Information Technology	1	0	0	1	6	61	67
S/ES-CR Technical Information Specialist	1	0	0	1	6	37	43
S/OCR Title VI and IX Responsibilities	1	0	0	1	5	54	59
S/CT Positions	6	0	0	6	54	407	461
Total Program Changes	9	0	0	9	71	559	630
FY 2011 Request	493	0	0	493	57,181	56,909	114,090

D&CP – OFFICE OF THE SECRETARY

Staff by Program Activity
(positions)

Office of the Secretary	FY 2009 Actual	FY 2010 Enacted	FY 2011 Request	Increase / Decrease
Counter-Terrorism Programs	53	55	61	6
Domestic Administrative Support	61	64	65	1
Domestic Administrative Management	0	64	65	1
Information Resource Management	65	65	66	1
Office Automation	0	65	66	1
Policy Formulation	259	277	278	1
Department Direction	0	277	278	1
Public Diplomacy	23	23	23	0
Department Direction	8	8	8	0
Public Diplomacy - Program Costs	15	15	15	0
Total	**461**	**484**	**493**	**9**

Funds by Program Activity
($ in thousands)

Office of the Secretary	FY 2009 Actual	FY 2010 Enacted	FY 2011 Request	Increase / Decrease
Counter-Terrorism Programs	7,846	10,321	10,802	481
Domestic Administrative Support	14,750	14,169	15,448	1,279
Domestic Administrative Management	14,750	14,169	15,448	1,279
Information Resource Management	14,136	15,582	15,650	68
Office Automation	14,136	15,582	7,584	(7,998)
Policy Formulation	58,315	34,602	65,242	61
Department Direction	58,315	34,602	65,242	61
Public Diplomacy	11,154	6,858	6,948	90
Department Direction	2,579	2,401	964	(1,437)
Public Diplomacy - Program Costs	8,575	4,457	5,984	1,527
Total	**106,201**	**112,111**	**114,090**	**1,979**

D&CP – OFFICE OF THE SECRETARY

Program Activities

	Positions				Funds ($ in thousands)		
	American			Pos	Bureau	American	Funds
Department Of State	Domestic	Overseas	FSN	Total	Managed	Salaries	Total
Counter-Terrorism Programs	**61**	**0**	**0**	**61**	**2,659**	**8,143**	**10,802**
Domestic Administrative Support	**65**	**0**	**0**	**65**	**7,989**	**7,459**	**15,448**
Domestic Administrative Management	65	0	0	65	7,989	7,459	15,448
Information Resource Management	**66**	**0**	**0**	**66**	**8,066**	**7,584**	**15,650**
Office Automation	66	0	0	66	0	7,584	7,584
Policy Formulation	**278**	**0**	**0**	**278**	**34,986**	**30,256**	**65,242**
Department Direction	278	0	0	278	34,986	30,256	65,242
Public Diplomacy	**23**	**0**	**0**	**23**	**3,481**	**3,467**	**6,948**
Department Direction	8	0	0	8	0	964	964
Public Diplomacy - Program Costs	15	0	0	15	3,481	2,503	5,984
Total	**493**	**0**	**0**	**493**	**57,181**	**56,909**	**114,090**

D&CP – OFFICE OF THE SECRETARY

Staff by Domestic Organization Unit

(positions)

Office of the Secretary	FY 2009 Actual	FY 2010 Enacted	FY 2011 Request	Increase / Decrease
Amb at Large for Counter-Terrorism	53	55	61	6
Amb at Large for War Crimes Issues	10	10	10	0
Civil Rights	27	30	31	1
Deputy Secretary of State	12	12	12	0
Executive Office	30	30	30	0
Executive Secretariat	32	32	33	1
Foreign Service Grievance Board	4	4	4	0
Information Resource Management	65	65	66	1
New Policy Positions	0	18	18	0
Office for International Women's Issues	8	8	8	0
Office of Resources, Plans, & Policy	8	8	8	0
Office of the Counselor	5	5	5	0
Office of the Director of U.S. Foreign Assistance	25	25	25	0
Office of the Secretary	18	18	18	0
Operations Center	53	53	53	0
Policy Planning Staff	33	33	33	0
Under Secretary for Arms Control	15	15	15	0
Under Secretary for Economic Affairs	15	15	15	0
Under Secretary for Global Affairs	18	18	18	0
Under Secretary for Political Affairs	15	15	15	0
Under Secretary for Public Diplomacy	15	15	15	0
Total	**461**	**484**	**493**	**9**

D&CP – OFFICE OF THE SECRETARY

Funds by Domestic Organization Unit

($ in thousands)

Office of the Secretary	FY 2009 Actual	FY 2010 Enacted	FY 2011 Request	Increase / Decrease
Amb at Large for Counter-Terrorism	9,380	10,320	10,850	530
Amb at Large for War Crimes Issues	1,442	1,457	1,465	8
Civil Rights	3,918	4,576	4,680	104
Deputy Secretary of State	2,383	2,368	2,401	33
Executive Office	6,236	6,175	7,557	1,382
Executive Secretariat	4,299	4,292	4,421	129
Foreign Service Grievance Board	1,494	1,501	1,518	17
Information Resource Management	14,110	13,990	14,177	187
New Policy Positions	0	2,628	2,646	18
Office for International Women's Issues	1,586	2,130	2,146	16
Office of Resources, Plans, & Policy	7,607	3,443	3,822	379
Office of the Counselor	858	857	877	20
Office of the Director of U.S. Foreign Assistance	7,021	7,510	7,618	108
Office of the Secretary	10,110	10,093	10,231	138
Operations Center	7,478	8,144	8,171	27
Policy Planning Staff	4,213	2,362	2,368	6
Reconstruction and Stabilization	11,252	17,043	16,089	(954)
Under Secretary for Arms Control	2,145	2,659	2,693	34
Under Secretary for Economic Affairs	2,951	2,512	2,541	29
Under Secretary for Global Affairs	1,931	2,364	2,394	30
Under Secretary for Political Affairs	2,240	2,272	2,299	27
Under Secretary for Public Diplomacy	3,547	3,415	3,126	(289)
Total	**106,201**	**112,111**	**114,090**	**1,979**

D&CP – OFFICE OF THE SECRETARY

Funds by Object Class

($ in thousands)

Office of the Secretary	FY 2009 Actual	FY 2010 Enacted	FY 2011 Request	Increase / Decrease
1100 Personnel Compensation	47,413	48,308	50,247	1,939
1200 Personnel Benefits	14,339	14,748	15,831	1,083
2100 Travel & Trans of Persons	12,926	15,624	15,732	108
2200 Transportation of Things	105	1,143	1,500	357
2300 Rents, Comm & Utilities	6,230	7,175	8,225	1,050
2400 Printing & Reproduction	257	748	1,007	259
2500 Other Services	21,472	21,112	15,793	(5,319)
2600 Supplies and Materials	1,016	1,137	1,429	292
3100 Personal Property	2,402	2,019	4,229	2,210
4200 INS Claims & Indemnities	41	97	97	0
Total	**106,201**	**112,111**	**114,090**	**1,979**

This page intentionally left blank.

D&CP – POLITICAL-MILITARY AFFAIRS

Resource Summary

($ in thousands)

Appropriations	FY 2009 Actual	FY 2010 Enacted	FY 2011 Request	Increase / Decrease
Positions	200	204	221	17
Funds	34,195	36,136	38,171	2,035

Program Description

The Bureau of Political-Military Affairs (PM) seeks to ensure that allies, partners, and friends support U.S. political-military policies and have sufficient military capability to help maintain regional security, counter terrorism and insurgencies, fight alongside or in place of U.S. military forces, and support international peace operations. As the State Department's principal interface with the Department of Defense, PM supports international security by helping to synchronize defense policy with foreign policy, by building strong bilateral strategic partnerships and military capabilities through prudent defense trade ($100 billion) and effective security assistance ($5 billion), by providing diplomatic support to military operations, and by implementing robust programs to secure worldwide stockpiles of military weaponry. PM also leads new initiatives to meet emerging challenges. PM coordinates U.S. global leadership in countering piracy, and is helping to build the capability of U.S. civilian agencies and foreign partners to counter insurgencies, notably in Pakistan.

PM's top priority countries remain Iraq, Afghanistan, and Pakistan. PM will continue to synchronize ongoing DOD efforts to train and equip Iraqi and Afghan security forces. In Iraq, PM will work to transition the training and equipping mission away from emergency wartime funding towards a normal security assistance relationship. In Pakistan, PM is focusing Foreign Military Financing (FMF) on enhancing the ability of Pakistan's Army and Frontier Corps to address counterterrorism and counterinsurgency threats. This will facilitate greater availability of International Military Education and Training (IMET) to expose Pakistan's current and future military leaders to U.S. values and military doctrine.

PM needs to continue growing strong security relationships across the globe. PM helps to ensure Israel's Qualitative Military Edge and, along with Egypt and all other recipients of FMF, to contribute to their counterterrorism capabilities and regional stability. Growing defense trade is a cornerstone of an expanded U.S.-India strategic relationship. Through the Merida Initiative, PM provides critical military assistance to Mexico to fight the drug cartels.

PM is leading diplomatic efforts to combat piracy through the creation and support for the International Contact Group on Piracy off the Coast of Somalia (CGPCS), through which approximately 40 nations and international organizations coordinate policies and activities. PM serves as its de facto Secretariat.

The complex threats facing U.S. partners require that the Department address the linkages between security, governance, and development. PM is helping to develop a cross-sectoral approach through Security Sector Reform. PM also leads on counterinsurgency policy, strategy, and capability development for non-military U.S. agencies and some of the U.S.'s closest allies.

The Bureau ensures that the sale of defense articles supports U.S. objectives and defense manufacturers. PM must continue to prevent the illicit and inadvertent transfer of U.S. military equipment to U.S. adversaries and minimize the risk to local populations posed by unsecured stockpiles of weaponry and explosive remnants of war.

D&CP – POLITICAL-MILITARY AFFAIRS

The Bureau supports U.S. military operations overseas through the negotiation of diplomatic agreements with foreign partners. PM is fostering contact between the Departments of State and Defense by assigning experienced Foreign Service Officers as Foreign Policy Advisors (POLADs) to DOD military commanders. To coordinate routine and crisis-oriented military operations having foreign policy implications, PM provides a 24/7 operational link between the Departments of State and Defense.

Justification of Request

The Department is requesting an increase of $2.035 million over the FY 2010 enacted level of $36.1 million for the PM Bureau in FY 2011, which includes $452,000 for statutory wage increases for a base staffing level of 204 positions and inflationary adjustments to maintain the FY 2010 level of services.

Counter Piracy Initiative: $186,000 including 2 positions;

An increase of $186,000 for 2 positions is requested for the Counter Piracy Initiative, compared to the FY2010 base of $414,000 and 0 positions for the program. In January 2009, the Department led the launch of the Contact Group for Piracy off the Coast of Somalia (CGPCS), which has become the primary international forum for coordination of counter-piracy operations, policies, and programs. Following the April 2009 piracy attack on the U.S. ship MAERSK ALABAMA, Secretary Clinton directed PM to accelerate an already aggressive program of diplomatic counter-piracy activities.

The Department fulfills the secretariat function for the CGPCS. Two FTEs are requested to establish dedicated positions to provide policy management and support for the maritime security assistance program development, including State, USG, multilateral, and foreign donor security sector reform assistance program management.

Regional Security and Arms Transfer (RSAT): $559,000 including 6 Positions

An increase of $559,000 for 6 positions is requested to expand capacity to manage arms control issues. The positions will focus on Near East Asia, transit rights through Russia as well as Poland's missile defense and military modernization efforts, bilateral relations with Pakistan and India, engagement with the new Combatant Command for Africa, foreign military sales, and third-party arms transfers.

Political-Military Action Team (PMAT): $838,000 including 9 Positions;

The requested increase for 9 positions will convert PMAT into an office staffed by a mix of full time employees and contractors instead of exclusively contractors. Five Foreign Service Officers and three contractors would serve as Political-Military Watch Officers, and four civil service personnel and two contractors would serve as Military-Operations Watch Officers. The Department's Central HR funds would pay for the positions and replace bureau funding of 9 contractors, which will reduce personnel costs to PM by approximately $1.4 million.

Directorate of Defense Trade Controls (DDTC) 12 Positions funded by fees

The Office of Defense Trade Controls will use fees to fund 12 new positions. Current legislation allows fee funding for compliance and information technology positions related to compliance. In addition, the Department has requested legislation to expand the use of registration fees in order to fund 100 percent of DDTC costs with fees.

D&CP – POLITICAL-MILITARY AFFAIRS

Resource Summary

	Positions				Funds ($ in thousands)		
	American			Pos	Bureau	American	Funds
	Domestic	Overseas	FSN	Total	Managed	Salaries	Total
FY 2009 Actual	187	13	0	200	8,659	25,536	34,195
FY 2010 Estimate	191	13	0	204	10,291	25,845	36,136
FY 2011 Built-in Changes							
Annualization of FY 2010 COLA	0	0	0	0	9	163	172
Domestic Inflation	0	0	0	0	41	0	41
FY 2011 American COLA	0	0	0	0	38	201	239
Total Built-in Changes	0	0	0	0	88	364	452
FY 2011 Current Services	191	13	0	204	10,379	26,209	36,588
FY 2011 Program Changes							
Counter Piracy Initiative	2	0	0	2	24	162	186
Regional Security and Arms Transfer (RSAT)	6	0	0	6	72	487	559
Political Military Action Team (PMAT)	9	0	0	9	108	730	838
Total Program Changes	17	0	0	17	204	1,379	1,583
FY 2011 Request	208	13	0	221	10,583	27,588	38,171

Staff by Program Activity

(positions)

Bureau of Political-Military Affairs	FY 2009 Actual	FY 2010 Enacted	FY 2011 Request	Increase / Decrease
Conduct of Diplomatic Relations	193	197	210	13
Policy Formulation	5	5	9	4
Public Diplomacy	2	2	2	0
Total	**200**	**204**	**221**	**17**

D&CP – POLITICAL-MILITARY AFFAIRS

Funds by Program Activity

($ in thousands)

Bureau of Political-Military Affairs	FY 2009 Actual	FY 2010 Enacted	FY 2011 Request	Increase / Decrease
Conduct of Diplomatic Relations	32,964	34,648	36,347	1,699
Policy Formulation	1,223	1,480	1,478	(2)
Public Diplomacy	8	8	346	338
Total	**34,195**	**36,136**	**38,171**	**2,035**

Program Activities

	Positions				Funds ($ in thousands)		
	American			Pos	Bureau	American	Funds
Department Of State	Domestic	Overseas	FSN	Total	Managed	Salaries	Total
Conduct of Diplomatic Relations	**197**	**13**	**0**	**210**	**9,719**	**26,628**	**36,347**
International Security Affairs	197	13	0	210	9,719	26,628	36,347
Policy Formulation	**9**	**0**	**0**	**9**	**856**	**622**	**1,478**
International Security Affairs	9	0	0	9	856	622	1,478
Public Diplomacy	**2**	**0**	**0**	**2**	**8**	**338**	**346**
Total	**208**	**13**	**0**	**221**	**10,583**	**27,588**	**38,171**

D&CP – POLITICAL-MILITARY AFFAIRS

Staff by Domestic Organization Unit

(positions)

Bureau of Political-Military Affairs	FY 2009 Actual	FY 2010 Enacted	FY 2011 Request	Increase / Decrease
Congressional & Public Affairs	3	3	3	0
Deputy Assistant Secretary for Defense Trade and Regional Security	3	1	1	0
Deputy Assistant Secretary for Management and Negotiations	1	1	1	0
Deputy Assistant Secretary for Plans, Programs, and Operations	1	2	2	0
Directorate for Defense Trade Controls	6	10	10	0
International Security Operations	6	7	16	9
Office of Defense Trade Controls Compliance	17	19	19	0
Office of Defense Trade Controls Licensing	41	45	45	0
Office of Defense Trade Controls Policy	6	6	6	0
Office of Plans, Policy, and Analysis	16	22	24	2
Office of Regional Security & Arms Transfers	17	20	26	6
Office of Weapons Removal and Abatement	17	20	20	0
Office of the Assistant Secretary	5	5	5	0
POLADS/SDE Coordination	2	1	1	0
Political Advisors	46	28	28	0
Security Negotiations and Agreements	1	1	1	0
State/Defense Exchange Officers	12	13	13	0
Total	**200**	**204**	**221**	**17**

D&CP – POLITICAL-MILITARY AFFAIRS

Funds by Domestic Organization Unit

($ in thousands)

Bureau of Political-Military Affairs	FY 2009 Actual	FY 2010 Enacted	FY 2011 Request	Increase / Decrease
Congressional & Public Affairs	503	519	521	2
Deputy Assistant Secretary for Defense Trade and Regional Security	402	150	148	(2)
Deputy Assistant Secretary for Management and Negotiations	153	157	155	(2)
Deputy Assistant Secretary for Plans, Programs, and Operations	145	274	270	(4)
Directorate for Defense Trade Controls	1,000	1,544	1,527	(17)
International Security Operations	3,353	3,962	5,205	1,243
Office of Defense Trade Controls Compliance	2,352	2,622	2,588	(34)
Office of Defense Trade Controls Licensing	5,803	6,377	6,300	(77)
Office of Defense Trade Controls Policy	1,556	1,699	1,697	(2)
Office of Plans, Policy, and Analysis	2,659	3,517	3,756	239
Office of Regional Security & Arms Transfers	2,900	3,399	4,188	789
Office of Weapons Removal and Abatement	2,879	3,375	3,345	(30)
Office of the Assistant Secretary	1,351	1,480	1,478	(2)
POLADS/SDE Coordination	704	660	662	2
Political Advisors	6,283	4,042	3,995	(47)
Security Negotiations and Agreements	436	493	493	0
State/Defense Exchange Officers	1,716	1,866	1,843	(23)
Total	**34,195**	**36,136**	**38,171**	**2,035**

Funds by Object Class

($ in thousands)

Bureau of Political-Military Affairs	FY 2009 Actual	FY 2010 Enacted	FY 2011 Request	Increase / Decrease
1100 Personnel Compensation	22,399	23,018	24,500	1,482
1200 Personnel Benefits	5,501	5,637	5,993	356
2100 Travel & Trans of Persons	908	1,079	1,078	(1)
2300 Rents, Comm & Utilities	926	1,101	1,100	(1)
2400 Printing & Reproduction	219	260	260	0
2500 Other Services	4,081	4,850	5,049	199
2600 Supplies and Materials	102	121	121	0
3100 Personal Property	59	70	70	0
Total	**34,195**	**36,136**	**38,171**	**2,035**

D&CP – BUREAU OF INTERNATIONAL SECURITY AND NONPROLIFERATION

Resource Summary

($ in thousands)

Appropriations	FY 2009 Actual	FY 2010 Enacted	FY 2011 Request	Increase / Decrease
Positions	263	264	271	7
Funds	46,075	48,923	50,047	1,124

Program Description

The Bureau of International Security and Nonproliferation (ISN) is responsible for managing a broad range of U.S. policies, programs, agreements, and initiatives in the areas of nonproliferation, counterproliferation, and arms control. ISN leads the Department's efforts to prevent the spread of Weapons of Mass Destruction (WMD) – whether nuclear, biological, chemical, or radiological – and their delivery systems, and the acquisition or development of such weapons capabilities by terrorists. The Bureau also works to control transfers of advanced conventional weapons and dual-use goods and technologies. Through bilateral and multilateral diplomacy, the Bureau spearheads efforts to promote international consensus on the threats posed by WMD proliferation and on ways to address such threats and works to shore up the credibility of the global nuclear nonproliferation regime. The Bureau works closely with the UN Security Council, NATO allies, the International Atomic Energy Agency (IAEA), and other international institutions and organizations to reduce and eliminate the threats posed by WMD. It manages U.S. participation in the Conference on Disarmament, the Organization for the Prohibition of Chemical Weapons, and the Preparatory Commission of the Comprehensive Nuclear Test-Ban Treaty Organization. It also manages U.S. participation, and promotes coordination, in the G-8 Global Partnership Against the Spread of Weapons and Materials of Mass Destruction.

The proliferation of WMD, their means of delivery, and related materials, technologies, and expertise – and the fact that terrorists are trying to acquire them – is a preeminent challenge to American national security. Combating this threat is one of the highest priorities of the Department of State, led by the Bureau of International Security and Nonproliferation (ISN).

Iran and North Korean Challenges

Because of the immediacy of the threats they pose, ISN's highest priority is to deal with the challenges presented by Iranian and North Korean nuclear ambitions. The Bureau supports the Department's efforts to maintain united international pressure on Iran to suspend its uranium enrichment, reprocessing, and heavy water-related activities and address the serious concerns that have been raised about Iran's past efforts to develop a nuclear warhead. The Bureau also contributes to the Department's efforts to achieve the verifiable denuclearization of North Korea through diplomacy, including through participation in the Six-Party Talks and in cooperation with UN, the IAEA and key allies and friends. The Bureau also has responsibility for the diplomatic aspects of the U.S. missile defense program that helps defend against Iranian and North Korean threats, working to secure the cooperation of allies and friends.

Nuclear Nonproliferation Treaty

President Obama has called for the US Government to take concrete steps toward the ultimate goal of a world without nuclear weapons. The Bureau's highest priority is to strengthen the global nuclear nonproliferation regime by reinforcing the basic bargain of the Nuclear Nonproliferation Treaty (NPT): countries with nuclear weapons will move toward disarmament, countries without nuclear weapons will not acquire them, and all countries can access peaceful uses of nuclear energy if they

abide by their nonproliferation obligations. The Bureau manages the NPT Review process and is working to ensure a successful 2010 NPT Review Conference in which issues of compliance with NPT obligations are addressed. The Bureau also manages U.S. engagement with the IAEA and places a high priority on strengthening the authority and capability of the IAEA to carry out the international safeguards program – especially important given the worldwide expansion of nuclear power due to high oil prices and concern about global warming. In the Conference on Disarmament in Geneva, the U.S. succeeded this past year in breaking a long-term impasse, allowing negotiations on a Fissile Material Cut-off Treaty to begin, and the Bureau supports USG efforts to obtain Senate ratification of the Comprehensive Nuclear Test-Ban Treaty. In addition, the Bureau manages the diplomatic aspects of US Government efforts to establish an international fuel bank and other mechanisms for nuclear fuel assurances so that countries can operate their reactors without the need to undertake uranium enrichment and reprocessing, which inherently carry significant proliferation risks. The Bureau negotiates bilateral peaceful nuclear cooperation agreements that promote safe, secure, and safeguarded use of nuclear power. The Bureau also leads diplomatic efforts to reduce the amount of weapons-grade highly enriched uranium and plutonium in the world and to make nuclear reactors and storage sites for weapons-grade nuclear materials more proliferation-resistant.

Counterproliferation

The Bureau works to strengthen international capacity to interdict proliferation-related shipments, close off sources of proliferation funding, use sanctions to deter and punish proliferators, and help states to improve their border security, export controls, and national legislation criminalizing proliferation activities. The Bureau spearheaded the Department's effort to get the UN Security Council to adopt Resolution 1540 in 2004, a legally-binding requirement for states to prevent proliferation, and succeeded in having the mandate for its implementing committee renewed until 2011. The Bureau has diplomatic responsibility for the Proliferation Security Initiative, a commitment by over 90 states to take action to interdict shipments, disrupt proliferation networks, and shut down the front companies that support them. The Bureau co-chairs a committee with the Department of Treasury that implements Executive Order 13382, which authorizes the US Government to freeze assets and block transactions of designated entities and persons engaged in proliferation activities. The Bureau engages in intensive diplomatic activity to encourage other states to join the U.S. in disrupting proliferation networks and detecting and responding to cases of nuclear smuggling.

WMD Terrorism

Many of the tools the Bureau uses to combat WMD proliferation also contribute to combating WMD terrorism. For example, securing WMD-applicable materials keeps those materials out of the hands of terrorists as well as traffickers. ISN leads the diplomatic aspects of the President's initiative to secure nuclear materials worldwide within four years, and will take a leading role in the Nuclear Security Summit planned for March 2010. The Bureau also manages programs specifically designed to combat nuclear terrorism, such as the 2006 Global Initiative to Combat Nuclear Terrorism that aims to enhance partner states' and international capacity to combat and respond to this threat. Our Global Threat Reduction foreign assistance program focuses on regions and countries where the risks of terrorism and proliferation are greatest and seeks to engage scientists and other experts with WMD-applicable expertise so they are not tempted to lend their expertise to terrorists or proliferant states. The Bureau also manages implementation of the Chemical Weapons Convention and the Biological Weapons Convention (BWC) and is using these tools to assist in the effort to combat WMD terrorism. A current high-priority focus is on the threat of biological terrorism as the Bureau and the USG prepare for the 2011 BWC Review Conference.

Missile Nonproliferation

The Bureau leads U.S. efforts to stem the proliferation of cruise and ballistic missiles, the most destabilizing potential delivery systems for WMD. The centerpiece of this effort is Bureau leadership

of U.S. participation in the Missile Technology and Control Regime (MTCR), which denies technology to proliferant missile programs and coordinates international efforts to press countries to stop pursuing or supplying missile programs. The combination of the MTCR, export controls, interdiction, and sanctions makes it more costly, time-consuming, and difficult for proliferant missile programs in countries like Iran and North Korea to advance.

Advanced Conventional Weapons

Although the bulk of the ISN Bureau's work is devoted to WMD issues, considerable resources are also committed to stemming the proliferation of advanced conventional weapons, particularly through such multilateral efforts as the Wassenaar Arrangement on Export Controls for Conventional Arms and Dual-Use Goods and Technologies. The Bureau also leads U.S. participation in international discussions to improve regulation of international trade in conventional arms; a top priority is to control trade in Man-Portable Air Defense Systems (MANPADS) which, in the hands of terrorists, pose a serious threat to U.S. and international commercial and military aircraft. The Bureau also leads implementation of U.S. policy concerning U.S. and foreign commercial remote sensing satellites, which, if not properly managed, can provide critical military advantages to adversary states and terrorists, and negotiates associated international agreements to control transfers of remote sensing satellites and technology.

Performance

Iran concealed from the international community sensitive fuel cycle activities that are a significant step toward a nuclear weapons capability, pursued development of a nuclear warhead, and continues to develop ballistic missile capabilities. Iran refused to provide the International Atomic Energy Agency (IAEA) sufficient access and cooperation to provide assurances of the absence of undeclared nuclear activities. Iran's acquisition of nuclear weapons while a party to the Nuclear Nonproliferation Treaty (NPT) would pose a direct challenge to the international nonproliferation regime. Armed with nuclear weapons, Iran would be a threat to the region and to U.S. interests in the Middle East. This indicator records U.S. and international progress in managing the Iranian challenge to the NPT and to regional and international security.

STRATEGIC GOAL: ACHIEVING PEACE AND SECURITY			
Strategic Priority	Combating Weapons of Mass Destruction and Destabilizing Conventional Weapons		
Bureau Goal	WMD Challenges Posed by Iran are Resolved Consistent with U.S. Interests		
Indicator	NEW INDICATOR: Status of Iran's Nuclear Weapons Program and Adherence to Nuclear Nonproliferation Treaty Obligations.		
RATINGS TREND			
FY 2006	**FY 2007**	**FY 2008**	**FY 2009**
▼ Below Target	▼ Below Target	▼ Below Target	▼ Below Target
TARGETS AND RESULTS			
FY 2011 Target	• Iran's suspension of all uranium enrichment-, reprocessing-, and heavy water-related activities (also termed 'proliferation-sensitive nuclear activities') continues and negotiations continue or conclude on a long-term political settlement. • IAEA inspections and investigations continue into any remaining outstanding issues. • Iran ceases using the international financial system to support proliferation and terrorism activities and is denied the ability to engage in clandestine sensitive procurement efforts.		

FY 2010 Target	• Negotiations with Iran continue until agreement on a long-term political settlement. • Iran maintains a full suspension of all proliferation-sensitive nuclear activities, verified by the IAEA. • IAEA inspections and investigations continue into any remaining outstanding issues. • Iran provides full cooperation such that the IAEA is able to conclude that Iran's nuclear program declarations appear correct and complete.
FY 2009 Target	Since we did not achieve FY 2008 Targets, they are repeated for FY 2009: • Iran re-suspends all proliferation-sensitive nuclear activities, verified by the IAEA, and negotiations continue until agreement on a long-term political settlement. • IAEA inspections and investigations continue into any remaining outstanding issues with the aim of demonstrating that Iran's nuclear program declarations are correct and complete. • A coalition of states is maintained to press Iran to comply with its international obligations and to implement measures against Iran's use of the international financial system to support proliferation and terrorism activities.
FY 2009 Rating and Result	**Rating: Below Target** Iran has continued to refuse to comply with its United Nations Security Council (UNSC) obligations. The Obama Administration conducted an extensive Policy Review on Iran, intended to identify ways to execute the President's policy objective of preventing Iran from acquiring a nuclear weapons capability while changing the tone of our interactions, including through direct engagement and diplomacy.
Impact	An Iran armed with nuclear weapons would be a serious threat to its neighbors and to international security and stability; its concealment of actions are also a direct challenge to the NPT regime. The U.S. and the international community must continue pressure on Iran to make a choice between complying with its NPT obligations or face increasing isolation.
Steps to Improve	The US Government offer of direct diplomatic engagement with Iran serves to underscore to Iran's people and the international community more broadly that it is the Iranian government that is preventing resolution of international concerns with its nuclear program. ISN believes this can increase the pressure on the Iranian Government to seek a negotiated settlement.
FY 2008 Rating and Result	**Rating: Below Target** Iran continued to refuse to re-suspend its proliferation-sensitive nuclear activities or to cooperate fully with the IAEA. In coordination with Treasury, a diplomatic track through unilateral, bilateral, and multilateral sanctions was pursued. In addition to UNSCRs 1696, 1737, and 1747, UNSCR 1803 was adopted in March 2008, imposing additional Chapter VII sanctions on Iran in an effort to get Iran to suspend its nuclear activities and engage in negotiations on the future of its nuclear program. UNSCR 1835 was adopted in September 2008, restating the obligations on Iran and demanding its compliance. The IAEA remained seized of the issue and, in February 2008, was presented with information that described in detail Iran's effort to develop a nuclear warhead, work that the U.S. Intelligence Community assessed was halted in late 2003.
FY 2007 Rating and Result	**Rating: Below Target** Iran continues to refuse to re-suspend its proliferation-sensitive nuclear activities enrichment-related activity or to cooperate fully with the IAEA. We have pursued a diplomatic track through unilateral, bilateral, and multilateral sanctions in coordination with the Treasury Department. In addition to UN SCR 1696, two more resolutions have been unanimously adopted (UNSCRs 1737 and 1747) and Chapter VII sanctions were imposed on Iran in an effort to achieve the desired impact of Iran suspending its proliferation-sensitive nuclear activities, cooperating fully with the IAEA, and engaging in negotiations on the future of its nuclear program. A third Chapter VII sanctions resolution was adopted in March 2008 when Iran continued to fail to comply with its UNSC and IAEA obligations. (In March 2008.)
FY 2006 Rating and Result	**Rating: Below Target** Iran restarted its uranium enrichment activities in January 2006. The IAEA reported Iran's noncompliance to the UN Security Council in February, 2006 and the Security Council unanimously adopted a Presidential Statement calling on Iran to fully suspend all enrichment-related and reprocessing activities. The U.S., China, France, Germany, Russia, and the UK offered a package of incentives in return for full compliance. In July, 2006, the UN Security Council adopted Resolution 1696, giving Iran until August 31, 2006 to comply. Iran refused. In December 2006, the UNSC adopted Resolution 1737, imposing Chapter VII sanctions on Iran, which include prohibitions on Iran's procurement of technology that could contribute to proliferation-sensitive nuclear activities, and provision of financial support.

D&CP – BUREAU OF INTERNATIONAL SECURITY AND NONPROLIFERATION

VERIFICATION AND VALIDATION	
Methodology	On a daily basis, the Bureau of International Security and Nonproliferation monitors current events relating to Iran and consults with other Department and USG officials on U.S. policy vis-a-vis Iran.
Data Source and Quality	Intelligence reporting, embassy reporting, bilateral consultations, IAEA and UNSC reporting. Undeclared Iranian activities are inherently difficult to detect, and at times the IAEA may rely on information received from the Government of Iran that might be unreliable.

As President Obama noted in his speech in Prague, the 'basic bargain' of the Nuclear Non-proliferation Treaty (NPT) remains sound: nuclear weapons states will move to disarmament, countries without nuclear weapons will not acquire them, and all can access peaceful uses of nuclear energy in accordance with International Atomic Energy Agency (IAEA) obligations. This bargain has been put at risk by countries seeking nuclear weapons capabilities under the guise of peaceful uses. The U.S. needs to rebuild consensus among NPT Parties on the importance of the NPT, reach consensus on responses to NPT noncompliance, and ensure that the IAEA has the authority and resources needed to police the nuclear nonproliferation system through its international safeguards.

STRATEGIC GOAL: ACHIEVING PEACE AND SECURITY			
Strategic Priority	Combating Weapons of Mass Destruction and Destabilizing Conventional Weapons		
Bureau Goal	A Strengthened Global Nuclear Nonproliferation Regime		
Indicator	NEW INDICATOR: Milestones to achieve Nuclear Nonproliferation Treaty compliance and an effective International Atomic Energy Agency.		
RATINGS TREND			
FY 2006	**FY 2007**	**FY 2008**	**FY 2009**
◄► On Target	◄► On Target	◄► On Target	◄► On Target
TARGETS AND RESULTS			
FY 2011 Target	• NPT Parties follow up decisions taken, if any, at 2010 Review Conference. • IAEA member states agree on a plan of action for the future direction of the Agency. • Additional states sign, have Board of Governors approval of, and/or bring into force comprehensive safeguards agreements, Additional Protocols, and modified small quantities protocols.		
FY 2010 Target	• NPT Parties conduct Review Conference that includes substantive debate on Treaty issues of importance to the USG and helps to strengthen NPT as a barrier to the spread of nuclear weapons. • Review Conference reaches common ground on many of these issues, though the highly contentious nature of the issues at time of writing means this target cannot include adoption of consensus documents. • IAEA member states continue to formulate the future direction of IAEA, drawing on the Vision 2020 and Future of the Agency Initiatives. • U.S. implements U.S.-IAEA Additional Protocol. • Additional states sign, have Board of Governors approval of, and/or bring into force comprehensive safeguards agreements and Additional Protocols.		

FY 2009 Target	▪ Third session of the Preparatory Committee completes all necessary preparatory work for the 2010 Review Conference, unless NPT Parties agree to a fourth Preparatory Committee to complete preparations; NPT Parties engage in substantive discussions on key nonproliferation issues. ▪ IAEA member states endorse a response to the IAEA Vision 2020 Initiative in a manner that strengthens the international safeguards regime. ▪ U.S. prepares to bring U.S.-IAEA Additional Protocol into force by the time of the NPT Review Conference. ▪ Additional states sign, have Board of Governors approval of, and/or bring into force comprehensive safeguards agreements and Additional Protocols.
FY 2009 Rating and Result	**Rating: On Target** ▪ Buoyed by President's Prague speech pledging U.S. attention to all 3 pillars of the NPT, PrepCom completed work quickly and with more cohesion than in the recent past. Parties agreed on all procedural matters including a substantive agenda for RevCon. ▪ Safeguards strengthened this year due to agreement on a real increase in IAEA budget for 2010, and to Japanese and U.S. contributions to fund a new IAEA safeguards analytical lab that ROK and others may also fund. ▪ The "2020 review" has evolved into open-ended meetings of IAEA states on the "Future of the Agency," in which we emphasize the need for strengthened safeguards. ▪ The U.S. Additional Protocol entered into force in January 2009. ▪ 6 more states signed Additional Protocols, and 4 ratified. Also, 5 states had comprehensive safeguards agreements ratified, signed, or approved by the IAEA.
Impact	The NPT has been the bedrock of the global nuclear nonproliferation regime for 40 years, but has been put at risk by countries undertaking clandestine nuclear weapons programs under the guise of peaceful uses of nuclear energy. We need to restore confidence in the regime by, *inter alia*, agreeing on responses to NPT noncompliance and by strengthening the authority and capability of the IAEA.
FY 2008 Rating and Result	**Rating: On Target** • The second session of the Preparatory Committee for the 2010 Review Conference completed its work, including a substantive discussion of all key issues and decisions on the venue, chairman, and other arrangements for the 2009 PrepCom. • 3 Parties signed an Additional Protocol and 4 brought Protocols into force, bringing the total number 'in force' to 88. The IAEA determined that another 27 states had met its 'integrated safeguards' guidelines, bringing the total to 47 states. Parties also strengthened nuclear safety and security, as 3 more states made political commitments to follow the guidance in the Code of Conduct on the Safety and Security of Radioactive Sources. • We continued to pursue the recommendations for strengthening safeguards through bilateral consultations.
FY 2007 Rating and Result	**Rating: On Target** Iran used procedural disputes to constrain time for debate of substantive issues at the 2007 PrepCom (e.g., objecting to a phrase about "reaffirming the need for full compliance with the Nonproliferation Treaty"). Other delegations held firm against these ploys in a display of international unity for the integrity of the Treaty review process that included most members of the Non-Aligned Movement. The PrepCom completed necessary work for the 2008 PrepCom, and discussed issues (e.g., how to deter withdrawal from the Treaty by violators). The Safeguards Committee lapsed, but USG will pursue the Secretariat's 18 recommendations for strengthening safeguards in other IAEA fora. One state signed an Additional Protocol; five others brought Protocols into force. Eighty-five states now have Additional Protocols in force.

FY 2006 Rating and Result	**Rating: On Target** The Nonproliferation Treaty Parties responded strongly to Iran's non-compliance. The Security Council adopted Resolution 1696 requiring Iranian action under Chapter VII in response. The G-8 Summit endorsed nuclear fuel cycle approaches to reduce incentives for developing enrichment and reprocessing. Three additional states signed Additional Protocols and six more brought Protocols into force, bringing the total to 77 countries. The Nuclear Suppliers Group failed to make an Additional Protocol a condition of supply. The International Atomic Energy Agency approved safeguards funding increases. The Special Committee began work, but failed to make recommendations. Fourteen IAEA missions helped strengthen control and security for nuclear and other radioactive material.
VERIFICATION AND VALIDATION	
Methodology	On a daily basis, the Bureau of International Security and Nonproliferation monitors international developments related to the NPT, the IAEA, and nuclear nonproliferation, and consults with others in the Department and the USG about U.S. policy approaches and tactics for accomplishing our objectives.
Data Source and Quality	Performance data is from UN, NPT, and IAEA documents, reports of UN and IAEA meetings, U.S. and other governments' statements and papers, embassy reporting, intelligence reporting, consultations with the IAEA, UN, and foreign government officials. The Data Quality Assessment revealed no significant data limitations.

Acquisition of an operational nuclear device by Al Qaeda or other terrorist organizations is a clear and present danger to U.S. and international security. The Bureau of International Security and Nonproliferation (ISN) attacks the threat of nuclear terrorism by using all nonproliferation tools, including interdiction and sanctions, to assist in this effort. The most direct tools are covered by the targets for this indicator. ISN manages the Global Initiative to Combat Nuclear Terrorism (GICNT) and works to establish global standards, improve security and safety at facilities handling nuclear or radioactive materials, combat nuclear smuggling, and employ scientists and technicians with nuclear weapons-related expertise to reduce possible incentives for them to share their expertise with terrorists. ISN works closely with the International Atomic Energy Agency (IAEA) and the G-8 to coordinate efforts.

STRATEGIC GOAL: ACHIEVING PEACE AND SECURITY			
Strategic Priority	Combating Weapons of Mass Destruction and Destabilizing Conventional Weapons		
Bureau Goal	Combating WMD Terrorism		
Indicator	NEW INDICATOR: Key Milestones Achieved in Combating Nuclear Terrorism.		
RATINGS TREND			
FY 2006	**FY 2007**	**FY 2008**	**FY 2009**
New Indicator, No Rating	New Indicator, No Rating	▲ Above Target	◁▷ Improved But Not Met
TARGETS AND RESULTS			

FY 2011 Target	• Improvements to GICNT institutional structure are established. • 10 GICNT partners produce plans/policies/procedures related to combating nuclear terrorism. • Organize 30 program activities to engage Iraqi and Libyan scientists with WMD-applicable expertise, and 5 activities to engage nuclear scientists worldwide. • Perform 3 country assessments, secure funding for 6 projects, organize 6 activities to combat nuclear smuggling. • Finalize high-level Recommendations documents in IAEA Nuclear Security Series on the security of radioactive materials/nuclear materials. • Complete second Radiation Source Protection, Security Task Force Report for Congress that identifies gaps/provides recommendations on improving security of radioactive sources. • 6 countries ratify amendment strengthening the Convention on Physical Protection of Nuclear Material (CPPNM).
FY 2010 Target	• GICNT partners conduct 16 activities to implement GICNT principles. • 8 GICNT partners produce plans/policies/procedures related to combating nuclear terrorism. • Complete 3 GICNT-related activities with cooperation from international organizations, the private sector, and/or local government. • Organize 30 activities to engage Iraqi and Libyan scientists/engineers with WMD-applicable expertise, and 3 activities to engage nuclear scientists/engineers worldwide. • Perform 3 country assessments, secure funding for 6 projects, and organize 6 activities to combat nuclear smuggling. • Achieve Consensus with key allies on Guidelines for Management and Minimization of HEU. • Conduct interagency analysis to assess feasibility of replacing radioactive sources of concern with alternative technologies. • 4 countries ratify amendment strengthening CPPNM.
FY 2009 Target	• Partner nations conduct 12 activities (workshops, seminars, exercises). • Conduct another interoperable field exercise, and one more tabletop exercise. • Complete two GICNT-related activities with substantive cooperation from private sector or local governments. • Agree with Russia co-chair on ways to transform GICNT into durable institution. • Organize 15 program activities each for nuclear/WMD personnel from Iraq and Libya toward goal of self-sustainability. • Perform 4 new country assessments, fund 6 new projects, and organize 6 activities to combat nuclear smuggling in states of concern. • All major supplier states commit to implementing IAEA export controls for radioactive sources. • Develop an agreed draft with France of a set of guidelines for management and minimization of highly enriched uranium, and begin consultations with other IAEA members.
FY 2009 Rating and Result	**Rating: Improved But Not Met** • Partners conducted 12 activities. • Spain hosted field exercise in Oct 2008; Netherlands to conduct a field training exercise in Nov 2009. • June 2009 Plenary included session devoted to enhancing nuclear security public-private-civil society relationships with substantive cooperation from private sector; Spanish field exercise included substantive cooperation from local government. • U.S. and Russia agreed to activate and expand the GICNT's Implementation and Assessment Group to help transform the GICNT into a durable institution. • Organized 22 activities to engage Iraqi, and 5 activities to engage Libyan, ex-WMD scientists. • Performed 4 new country assessments, secured funding for 6 new projects, and organized 7 activities to combat nuclear smuggling. • 9 of 10 major radioactive source suppliers commit. • Agreed draft with France virtually completed.

Impact	Failure to prevent terrorist acquisition of a nuclear weapon would be measurable and could be catastrophic; success in achieving the objective is more difficult to measure. But common sense tells ISN that the more we engage scientists with nuclear expertise, the more the U.S. Government engages with foreign governments to increase information-sharing and coordination, etc., the better the chances of success.
Steps to Improve	ISN did not completely meet the 5th, 7th, and 8th FY 2009 sub-targets. ISN will invest additional diplomatic effort into working with Libya so target can be met. ISN will continue diplomatic efforts to persuade the tenth major supplier of radioactive sources to accept IAEA export control guidance. Having agreed to a draft with France on HEU, ISN will now begin consultations with other IAEA members.
FY 2008 Rating and Result	**Rating: Above Target** • 13 additional states endorse the GICNT, for a total of 75, already meeting our FY09 target. We will continue to invite others to become partners, but we have most of the key states involved and will not retain this target for FY09. • Partner nations conducted 15 GICNT activities, but we do not expect to continue at this high level. • The field exercise was conducted in October 2008. • Outreach to private sector was suspended per management. • 11 trainings events were conducted for Iraqi personnel and 9 for Libyan personnel. • Performed 3 new country assessments and secured funding for 9 new projects to combat nuclear smuggling in countries of concern. • 6 more states committed to security radioactive sources with IAEA standards, bringing the total to 94 states.
FY 2007 Rating and Result	**Rating: New Indicator, No Rating** • The Global Initiative began with 13 partners; we now have over 50. During this first year of implementation, three senior-level political meetings were held -- in Morocco, Turkey, and Kazakhstan. • A small group of GI partners, called the Exercise Planning Group, was created to contribute to the development of exercises and scenario planning. • A two-year roadmap of activities was agreed, with 17 activities held in calendar year 2007, with at least one Plan of Work activity addressing each principle. • A GI web portal, called the Global Initiative Information Portal, has been created to manage GI information. • We received 5 statements of support from Fortune 500 companies. • We organized 13 activities to engage former WMD personnel in Iraq and Libya. • We completed 4 nuclear smuggling country assessments and funded 16 projects.
FY 2006 Rating and Result	**Rating: New Indicator, No Rating** The first meeting of the Global Initiative was held in October 2006, in Morocco. There, 13 partner countries, including the G-8 states, Australia, China, Kazakhstan, Morocco and Turkey, agreed on a Statement of Principles and to develop a plan of work.
VERIFICATION AND VALIDATION	
Methodology	On a daily basis, offices within the Bureau of International Security and Nonproliferation monitor and assess information received from the data sources.
Data Source and Quality	Performance data is developed from information from GICNT partners; consultations with foreign governments; IAEA documents and consultations; intelligence reporting; embassy reporting; and from ISN Non-proliferation, Anti-terrorism, Demining, and Related programs -funded program activities. The Data Quality Assessment revealed minor data limitations. Accurate information on terrorist activities difficult to obtain.

Justification of Request

The Department's FY2011 request of $50.0 million for the Bureau of International Security and Nonproliferation includes increases to maintain current services and support several key initiatives. The Department is requesting an increase of $1.124 million over the FY 2010 enacted level of $48.9

million for the ISN Bureau in FY 2011, which includes $586,000 for inflationary adjustments and LES wage increases.

Personnel: $538,000 including 7 Positions
An increase of $538,000, including funding for 7 positions, is requested above ISN's FY 2010 base of $48.9 million and 264 positions for existing programs. This increase will allow the Bureau to enhance its nonproliferation expertise, especially regarding NPT and IAEA issues, and to be able to meet the added new challenges of the President's ambitious arms control and nonproliferation agenda.

Resource Summary

	Positions				Funds ($ in thousands)		
	American			Pos	Bureau	American	Funds
	Domestic	Overseas	FSN	Total	Managed	Salaries	Total
FY 2009 Actual	250	13	0	263	17,452	28,623	46,075
FY 2010 Estimate	251	13	0	264	20,206	28,717	48,923
FY 2011 Built-in Changes							
Annualization of FY 2010 COLA	0	0	0	0	24	137	161
Domestic Inflation	0	0	0	0	138	0	138
FY 2011 American COLA	0	0	0	0	94	173	267
LES Wage Increase	0	0	0	0	20	0	20
Total Built-in Changes	0	0	0	0	276	310	586
FY 2011 Current Services	251	13	0	264	20,482	29,027	49,509
FY 2011 Program Changes							
Position Increase Request	7	0	0	7	79	459	538
Total Program Changes	7	0	0	7	79	459	538
FY 2011 Request	258	13	0	271	20,561	29,486	50,047

D&CP – BUREAU OF INTERNATIONAL SECURITY AND NONPROLIFERATION

Staff by Program Activity

(positions)

Bureau of International Security and Nonproliferation	FY 2009 Actual	FY 2010 Enacted	FY 2011 Request	Increase / Decrease
Conduct of Diplomatic Relations	259	260	267	7
Public Diplomacy	4	4	4	0
Total	**263**	**264**	**271**	**7**

Funds by Program Activity

($ in thousands)

Bureau of International Security and Nonproliferation	FY 2009 Actual	FY 2010 Enacted	FY 2011 Request	Increase / Decrease
Conduct of Diplomatic Relations	45,426	48,255	49,370	1,115
Public Diplomacy	649	668	677	9
Total	**46,075**	**48,923**	**50,047**	**1,124**

Program Activities

	Positions				Funds ($ in thousands)		
	American			Pos	Bureau	American	Funds
Department Of State	Domestic	Overseas	FSN	Total	Managed	Salaries	Total
Conduct of Diplomatic Relations	**254**	**13**	**0**	**267**	**20,553**	**28,817**	**49,370**
Domestic Administrative Management	4	0	0	4	396	432	828
Domestic Financial Services	11	0	0	11	399	1,187	1,586
Domestic General Services	10	0	0	10	389	1,079	1,468
Domestic Personnel Services	15	0	0	15	524	1,619	2,143
International Security Affairs	202	13	0	215	17,652	23,204	40,856
Mission Direction	12	0	0	12	1,193	1,296	2,489
Public Diplomacy	**4**	**0**	**0**	**4**	**8**	**669**	**677**
Public Diplomacy - Program Costs	4	0	0	4	8	669	677
Total	**258**	**13**	**0**	**271**	**20,561**	**29,486**	**50,047**

Staff by Domestic Organization Unit

(positions)

Bureau of International Security and Nonproliferation	FY 2009 Actual	FY 2010 Enacted	FY 2011 Request	Increase / Decrease
Budget and General Services	10	10	10	0
Chemical and Biological Weapons Threat Reduction	13	13	13	0

D&CP – BUREAU OF INTERNATIONAL SECURITY AND NONPROLIFERATION

Bureau of International Security and Nonproliferation	FY 2009 Actual	FY 2010 Enacted	FY 2011 Request	Increase / Decrease
Conventional Arms Threat Reduction	16	14	14	0
Cooperative Threat Reduction	10	11	12	1
Coordinator for Threat Reduction	1	1	1	0
Counterproliferation Initiatives	19	19	19	0
Deputy Assistant Secretary for Nuclear Nonproliferation Policy and Negotiations	2	2	2	0
Deputy Assistant Secretary for Threat Reduction, Export Controls and Negotiation	2	2	2	0
Export Controls Cooperation	16	15	16	1
Human Resource Division	15	15	15	0
Missile Threat Reduction	10	8	9	1
Multilateral Nuclear and Security Affairs	13	13	14	1
Nonproliferation Disarmament Fund	14	14	15	1
Nuclear Energy, Safety and Security	21	21	21	0
Office of Assistant Secretary	12	12	12	0
Office of Missile Defense and Space Policy	8	10	10	0
Office of the Executive Director	4	4	4	0
Principal Deputy Assistant Secretary for Counterproliferation	2	2	2	0
Regional Affairs	21	19	20	1
Resource Management Division	10	11	11	0
Senior Advisor to the International Atomic Energy Agency	1	1	1	0
Special Representative for Nuclear Nonproliferation	2	2	2	0
Strategic Planning and Outreach	11	13	13	0
WMD/Terrorism	17	19	20	1
Total	**250**	**251**	**258**	**7**

Funds by Domestic Organization Unit

($ in thousands)

Bureau of International Security and Nonproliferation	FY 2009 Actual	FY 2010 Enacted	FY 2011 Request	Increase / Decrease
Budget and General Services	1,497	1,463	1,468	5
Chemical and Biological Weapons Threat Reduction	2,378	2,223	2,235	12
Conventional Arms Threat Reduction	2,676	2,437	2,449	12
Cooperative Threat Reduction	1,812	1,767	1,894	127
Coordinator for Threat Reduction	127	128	128	0
Counterproliferation Initiatives	2,698	2,737	2,747	10
Deputy Assistant Secretary for Nuclear Nonproliferation Policy and Negotiations	306	361	363	2
Deputy Assistant Secretary for Threat Reduction, Export	322	323	325	2

D&CP – BUREAU OF INTERNATIONAL SECURITY AND NONPROLIFERATION

Bureau of International Security and Nonproliferation	FY 2009 Actual	FY 2010 Enacted	FY 2011 Request	Increase / Decrease
Controls and Negotiation				
Export Controls Cooperation	2,155	2,132	2,260	128
Human Resource Division	2,295	2,135	2,143	8
Missile Threat Reduction	1,485	1,228	1,351	123
Multilateral Nuclear and Security Affairs	2,409	5,021	5,186	165
Nonproliferation Disarmament Fund	1,707	1,685	1,806	121
Nuclear Energy, Safety and Security	3,440	3,472	3,490	18
Office of Assistant Secretary	2,540	2,472	2,489	17
Office of Missile Defense and Space Policy	1,717	1,496	1,501	5
Office of the Executive Director	921	823	828	5
Principal Deputy Assistant Secretary for Counterproliferation	283	333	335	2
Regional Affairs	3,033	2,779	2,908	129
Resource Management Division	1,531	1,581	1,586	5
Senior Advisor to the International Atomic Energy Agency	186	200	202	2
Special Representative for Nuclear Nonproliferation	245	244	244	0
Strategic Planning and Outreach	1,882	2,472	2,493	21
WMD/Terrorism	2,452	3,077	3,211	134
Total	**40,097**	**42,589**	**43,642**	**1,053**

Staff by Post

(positions)

International Security and Nonproliferation (ISN)	FY 2009 Actual			FY 2010 Enacted			FY 2011 Request			Increase/ Decrease		
	Amer	FSN	Total	Amer	FSN	Total	Amer	FSN	Total	Amer	FSN	Total
Commissioner to Conf on Disarmament & Special Rep for Nuclear Nonproliferation	6	0	6	6	0	6	6	0	6	0	0	0
Commissioner to the Comprehensive Test Ban Treaty (Vienna)	2	0	2	2	0	2	2	0	2	0	0	0
Organization for the Prohibition of Chemical Weapons	5	0	5	5	0	5	5	0	5	0	0	0
Total	**13**	**0**	**13**	**13**	**0**	**13**	**13**	**0**	**13**	**0**	**0**	**0**

D&CP – BUREAU OF INTERNATIONAL SECURITY AND NONPROLIFERATION

Funds by Post

($ in thousands)

Bureau of International Security and Nonproliferation	FY 2009 Actual	FY 2010 Enacted	FY 2011 Request	Increase / Decrease
Commissioner to Conf on Disarmament & Special Rep for Nuclear Nonproliferation	3,215	3,328	3,367	39
Commissioner to the Comprehensive Test Ban Treaty (Vienna)	1,073	1,044	1,056	12
Organization for the Prohibition of Chemical Weapons	1,690	1,962	1,982	20
Total	**5,978**	**6,334**	**6,405**	**71**

Funds by Object Class

($ in thousands)

Bureau of International Security and Nonproliferation	FY 2009 Actual	FY 2010 Enacted	FY 2011 Request	Increase / Decrease
1100 Personnel Compensation	24,916	24,911	25,777	866
1200 Personnel Benefits	5,806	5,818	6,114	296
2100 Travel & Trans of Persons	2,865	3,180	3,247	67
2200 Transportation of Things	10	10	10	0
2300 Rents, Comm & Utilities	1,090	1,124	1,147	23
2400 Printing & Reproduction	324	361	368	7
2500 Other Services	10,033	11,822	11,652	(170)
2600 Supplies and Materials	283	268	273	5
3100 Personal Property	43	53	54	1
4100 Grants, Subsidies & Contrb	705	1,376	1,404	28
AA00 Transfers	0	0	1	1
Total	**46,075**	**48,923**	**50,047**	**1,124**

D&CP – BUREAU OF VERIFICATION, COMPLIANCE AND IMPLEMENTATION

Resource Summary

($ in thousands)

Appropriations	FY 2009 Actual	FY 2010 Enacted	FY 2011 Request	Increase / Decrease
Positions	112	123	123	0
Funds	22,331	30,954	31,310	356

Program Description

The new course for U.S. nuclear weapons policy that President Obama set out in his April 5, 2009, Prague address has significantly realigned the top priorities for the United States, the Department, and the Bureau of Verification, Compliance, and Implementation (VCI). In his Prague speech, the President committed the United States to take concrete steps towards a world without nuclear weapons. Key missions of the Bureau will place it at the center of President Obama's effort to move toward that vision of a world free of nuclear weapons.

At the Secretary of State's request, the Assistant Secretary for VCI is leading the U.S. effort to negotiate a follow-on agreement to the 1991 Strategic Arms Reduction Treaty (START) that expired in December 2009 and in that agreement, to achieve a significant reduction in the number of U.S. and Russian nuclear weapons and set the stage for even deeper follow-on reductions and multi-lateralization of the reductions and associated transparency.

The Bureau's verification and compliance missions will directly support the Administration's effort to obtain Senate ratification of the Comprehensive Nuclear-Test-Ban Treaty **(**CTBT), secure international entry into force for that Treaty, and promote universal compliance. VCI will play a central role in developing the procedures and provisions necessary to ensure that a Fissile Material Cutoff Treaty (FMCT) is effectively verifiable.

In addition to the central role in achieving the Presidential agenda set out in the Prague address, the Bureau will continue to have an important role in the implementation of existing and future arms control agreements and commitments. The Bureau is responsible for all aspects of implementation for the current START Treaty, the Moscow Treaty, the Intermediate-Range Nuclear Forces Treaty (INF), the 1990 Treaty on Conventional Armed Forces in Europe (CFE), the 1999 Adapted CFE Treaty, the 1999 Vienna Document on Confidence- and Security-Building Measures (CSBMs), the 1992 Treaty on Open Skies, and the Iran, North Korea, Syria Nonproliferation Act (INKSA).

President Obama underscored the high priority the Administration attaches to compliance with arms control, nonproliferation, and disarmament agreements and commitments as a critical foundation for achieving a world without nuclear weapons when he stated: "Rules must be binding. Violations must be punished. Words must mean something." This Presidential priority is fundamental to the Bureau's mission. The Bureau has been charged with establishing verification and compliance policy related to all arms control, nonproliferation, and disarmament agreements and commitments since its inception in the 1980's. VCI must ensure that appropriate verification requirements and capabilities are fully considered and properly integrated throughout the development, negotiation, and implementation of arms control, nonproliferation, and disarmament agreements and commitments, and that other country's compliance is carefully monitored, rigorously assessed, appropriately reported, and resolutely enforced.

D&CP – BUREAU OF VERIFICATION, COMPLIANCE AND IMPLEMENTATION

Performance

In his April 5 Prague speech, the President specifically identified negotiating a new Strategic Arms Reduction Treaty (START) with Russia and subsequently seeking further bilateral cuts as well as reductions in all nuclear weapon states. These are priority steps on the trajectory toward a world without nuclear weapons to which the U.S. is committed. The indicator below and the identified targets for 2009-2011 are in direct support of this Presidential priority.

<table>
<tr><th colspan="5">STRATEGIC GOAL: ACHIEVING PEACE AND SECURITY</th></tr>
<tr><td>Strategic Priority</td><td colspan="4">Combating Weapons of Mass Destruction and Destabilizing Conventional Weapons</td></tr>
<tr><td>Bureau Goal</td><td colspan="4">Deep nuclear reductions and transparency measures among NPT Nuclear Weapons States</td></tr>
<tr><td>Indicator</td><td colspan="4">NEW INDICATOR: Key milestones to achieve agreement on a framework for deep bilateral reductions with the Russian Federation and P-5 confidence building, including scope and supporting measures.</td></tr>
<tr><td colspan="5">RATINGS TREND</td></tr>
<tr><td colspan="2">FY 2006</td><td>FY 2007</td><td>FY 2008</td><td>FY 2009</td></tr>
<tr><td colspan="2">New Indicator, No Rating</td><td>New Indicator, No Rating</td><td>New Indicator, No Rating</td><td>◄►
On Target</td></tr>
<tr><td colspan="5">TARGETS AND RESULTS</td></tr>
<tr><td>FY 2011 Target</td><td colspan="4">START follow-on treaty enters into force and is implemented.
Additional U.S.-Russian reductions are under negotiation.
Consultations begin among the P-5 regarding reductions of P-5 arsenals and transparency measures.
Critical verification technology programs are fully funded:
• Cobra Judy Replacement (CJR) proceeds on schedule.
• Key Department of Defense (DOD) Measurement and Signature Intelligence (MASINT) programs are protected from funding cuts.
• Key MASINT sensor programs are deployed to assist verification.
Department MASINT R&D requirements to support verification are articulated to the interagency.</td></tr>
<tr><td>FY 2010 Target</td><td colspan="4">Measures are agreed to provide more time, if required, to complete the START follow-on treaty.
U.S. and Russia agree on a new, legally-binding START follow-on treaty and a step-by-step process for further verifiable reductions.
Briefings, hearings, etc. in support of ratification of follow-on treaty are effective.
Russia and China increase transparency regarding their nuclear forces and doctrines.
U.S. encourages China to halt expansion of its nuclear forces.
U.S. encourages the UK and France to modernize but not increase their nuclear forces.
Critical verification technology programs are fully funded:
• CJR proceeds on schedule.
• Key DOD MASINT programs are kept on track.
• Key MASINT sensor programs are deployed to assist verification.
Department MASINT R&D requirements to support verification are articulated to the interagency.</td></tr>
<tr><td>FY 2009 Target</td><td colspan="4">U.S. and Russia make substantial progress toward a new, legally-binding treaty to replace START and a step-by-step process toward further verifiable nuclear force reductions.
Ukraine, Kazakhstan and Belarus agree that START follow-on treaty should be a bilateral U.S.-Russia agreement.
UK-sponsored P-5 Conference results in greater transparency, particularly regarding Russian and Chinese nuclear force structures and doctrine.
Critical verification technology programs used to obtain data on nuclear weapons and the means of their delivery are fully funded:
• CJR proceeds on schedule.
• Key DOD MASINT programs are protected from funding cuts.
• Key MASINT sensor programs are deployed to assist verification.
Department MASINT R&D requirements to support verification are articulated to the interagency.</td></tr>
</table>

D&CP – BUREAU OF VERIFICATION, COMPLIANCE AND IMPLEMENTATION

FY 2009 Rating and Result	**Rating: On Target** • 6 July Joint Understanding signed by U.S. and Russian Presidents identified targets for deep reductions; intensive negotiations now to reach targets. • Ukraine, Kazakhstan and Belarus acknowledge that START follow-on treaty is a bilateral U.S.-Russian treaty. • UK P-5 Conference on 3-4 September discussion focused on increasing transparency; participants agreed to continue dialogue informally. • Identified MASINT R&D programs are fully funded and proceeding on schedule. • Key MASINT sensor programs to assist verification are being deployed. • MASINT R&D requirements submitted to agencies which are developing new and follow-on verification technology programs. • Navy funding for calibration testing of an improved verification capability provided due to VCI engagement.
Impact	Achieving outlined targets is central to making concrete progress toward the security and safety of a world free of nuclear weapons that the President committed to in his April 5, 2009 speech in Prague.
FY 2008 Rating and Result	**Rating: New Indicator, No Rating** Review of procedures for the possible closure of the U.S. on site monitoring facility at Russia's Votkinsk missile factory was completed. A team was assembled and trained for START follow-on negotiations with Russia. Cobra Judy Replacement (CJR) proceeded on schedule. Key DOD MASINT programs were protected from funding cuts. MASINT sensor programs were deployed to support critical verification needs. MASINT R&D requirements were articulated at appropriate interagency forums.
FY 2007 Rating and Result	**Rating: New Indicator, No Rating** Indicator and baseline established in FY 2008.
FY 2006 Rating and Result	**Rating: New Indicator, No Rating** N/A
VERIFICATION AND VALIDATION	
Methodology	The Bureau participates directly and/or leads the activities in support of the target goals. Additionally, the Bureau undertakes a rigorous review of all reporting and activities related to the target goals. The Bureau engages other countries and international organizations to further the target goals.
Data Source and Quality	Data source and quality verified by independent and government-sponsored monitoring. Reporting is from bilateral and international organizations and meetings. The Data Quality Assessment revealed no significant data limitations. Final assessment can only be made at the end of the fiscal year as negotiations and meetings have not yet occurred/concluded.

Justification of Request

To pursue the President's ambitious arms control agenda and support other critical missions, the Department is requesting $31.3 million for FY 2011, an increase of $356,000 over the FY 2010 enacted budget of $31.0 million, all of which is for statutory pay for the base staffing level of 123 and inflationary increases.

D&CP – BUREAU OF VERIFICATION, COMPLIANCE AND IMPLEMENTATION

Resource Summary

	Positions				Funds ($ in thousands)		
	American			Pos	Bureau	American	Funds
	Domestic	Overseas	FSN	Total	Managed	Salaries	Total
FY 2009 Actual	110	2	0	112	7,324	15,007	22,331
FY 2010 Estimate	121	2	0	123	14,720	16,234	30,954
FY 2011 Built-in Changes							
Annualization of FY 2010 COLA	0	0	0	0	19	77	96
Domestic Inflation	0	0	0	0	91	0	91
FY 2011 American COLA	0	0	0	0	75	94	169
Total Built-in Changes	0	0	0	0	185	171	356
FY 2011 Current Services	121	2	0	123	14,905	16,405	31,310
FY 2011 Request	121	2	0	123	14,905	16,405	31,310

D&CP – BUREAU OF VERIFICATION, COMPLIANCE AND IMPLEMENTATION

Staff by Program Activity

(positions)

Verification, Compliance, and Implementation	FY 2009 Actual	FY 2010 Enacted	FY 2011 Request	Increase / Decrease
Conduct of Diplomatic Relations	**112**	**123**	**123**	**0**
International Security Affairs	112	123	123	0
Total	**112**	**123**	**123**	**0**

Funds by Program Activity

($ in thousands)

Verification, Compliance, and Implementation	FY 2009 Actual	FY 2010 Enacted	FY 2011 Request	Increase / Decrease
Conduct of Diplomatic Relations	**22,331**	**30,954**	**31,310**	**356**
International Security Affairs	22,331	30,954	31,310	356
Total	**22,331**	**30,954**	**31,310**	**356**

Program Activities

Verification, Compliance and Implementation (VCI)	Positions				Funds ($ in thousands)		
	American			Pos	Bureau	American	Funds
	Domestic	Overseas	FSN	Total	Managed	Salaries	Total
Conduct of Diplomatic Relations	**121**	**2**	**0**	**123**	**14,905**	**16,405**	**31,310**
International Security Affairs	121	2	0	123	14,905	16,405	31,310
Total	**121**	**2**	**0**	**123**	**14,905**	**16,405**	**31,310**

Staff by Domestic Organization Unit

(positions)

Verification, Compliance, and Implementation	FY 2009 Actual	FY 2010 Enacted	FY 2011 Request	Increase / Decrease
Deputy Assistant Secretary for Compliance and Implementation Policy	**2**	**2**	**2**	**0**
Deputy Assistant Secretary for Verification and Implementation Policy	**2**	**2**	**2**	**0**
Nuclear Risk Reduction Center	**20**	**21**	**21**	**0**
Office of Assistant Secretary	**17**	**11**	**11**	**0**
Office of Biological Weapons Affairs	**10**	**10**	**10**	**0**
Office of Chemical and Conventional Weapons	**13**	**14**	**14**	**0**
Office of Nuclear Affairs	**11**	**15**	**15**	**0**
Office of Strategic Issues	**12**	**11**	**11**	**0**

D&CP – BUREAU OF VERIFICATION, COMPLIANCE AND IMPLEMENTATION

Verification, Compliance, and Implementation	FY 2009 Actual	FY 2010 Enacted	FY 2011 Request	Increase / Decrease
Office of Technology and Assessments	9	20	20	0
Office of Verification and Operations	14	15	15	0
Representation and Special Advisors for Verification, Compliance, and Implement	2	2	2	0
Total	112	123	123	0

Funds by Domestic Organization Unit

($ in thousands)

Verification, Compliance, and Implementation	FY 2009 Actual	FY 2010 Enacted	FY 2011 Request	Increase / Decrease
Deputy Assistant Secretary for Compliance and Implementation Policy	330	321	324	3
Deputy Assistant Secretary for Verification and Implementation Policy	371	390	395	5
Nuclear Risk Reduction Center	3,346	6,924	7,005	81
Office of Assistant Secretary	3,274	2,649	2,679	30
Office of Biological Weapons Affairs	1,700	2,151	2,175	24
Office of Chemical and Conventional Weapons	2,530	2,781	2,812	31
Office of Nuclear Affairs	1,932	4,544	4,597	53
Office of Strategic Issues	2,352	1,868	1,889	21
Office of Technology and Assessments	2,877	5,543	5,608	65
Office of Verification and Operations	3,311	3,469	3,509	40
Representation and Special Advisors for Verification, Compliance, and Implement	308	314	317	3
Total	22,331	30,954	31,310	356

Funds by Object Class

($ in thousands)

Verification, Compliance, and Implementation	FY 2009 Actual	FY 2010 Enacted	FY 2011 Request	Increase / Decrease
1100 Personnel Compensation	12,913	14,224	14,509	285
1200 Personnel Benefits	3,182	3,494	3,558	64
2100 Travel & Trans of Persons	1,466	1,192	1,209	17
2300 Rents, Comm & Utilities	345	285	289	4
2400 Printing & Reproduction	54	68	69	1
2500 Other Services	4,030	11,469	11,451	(18)
2600 Supplies and Materials	210	161	163	2
3100 Personal Property	131	61	62	1
Total	22,331	30,954	31,310	356

D&CP – OFFICE OF THE CHIEF OF PROTOCOL

Resource Summary

($ in thousands)

Appropriations	FY 2009 Actual	FY 2010 Enacted	FY 2011 Request	Increase / Decrease
Positions	64	73	73	0
Funds	10,254	10,280	10,384	104

Program Description

The Office of the Chief of Protocol (CPR) supports the President, the Vice President, the Secretary of State, and the Deputy Secretaries of State in matters of protocol. CPR supports official representational and diplomatic functions hosted by these individuals and oversees protocol matters arising from their travel abroad. The office takes the lead in planning, organizing, coordinating, and directing official visits by foreign leaders and dignitaries to the United States. The functional duties of the office include:

- Accreditation of foreign diplomatic, consular, and international organization personnel;
- Presentation of newly arrived foreign ambassadors to the President;
- Selection, purchase, and presentation of appropriate gifts for U.S. principals to present to foreign dignitaries (gift costs are funded from the appropriation for Emergencies in the Diplomatic and Consular Service);
- Receipt, registration, and storage of gifts presented to U.S. officials by foreign governments;
- Planning, organizing, and directing travel of Presidential Delegations;
- Management and administration of the President's guest house (Blair House); and
- Diplomacy and outreach efforts within the diplomatic community.

Visits
CPR's Visits Division plans, arranges, coordinates, and directs programs for visiting heads of state and other high-level foreign dignitaries; coordinates foreign press arrangements for visits of dignitaries; manages the gift program; coordinates port clearances of all high-ranking foreign dignitaries visiting the United States; assists in coordinating the credentialing of new ambassadors to the United States; provides support for the President’s travel abroad; and coordinates travel of Presidential Delegations. The Visits Division also provides support, advice and accompanies the President and First Lady on all trips abroad.

Ceremonials
The Ceremonials Division organizes ceremonial and official functions hosted by the Secretary of State and other high-ranking officials. The division assists with events that include participation of the Diplomatic Corps such as joint meetings, sessions of Congress, and other public events. The division maintains the precedence lists and responds to public inquiries regarding flag protocol as well as forms of address, seating, and invitations

Diplomatic Affairs
The Diplomatic Affairs Division has responsibility for monitoring the agreement process (the process by which a government seeks accreditation for its diplomats in a foreign country) for foreign Ambassadors in the United States, as well as the presentation of their credentials to the Secretary of State and the President of the United States. This division also develops, establishes, and maintains U.S. government policy regarding rights, privileges, and immunities accorded foreign diplomatic and consular officers and employees; determines the acceptability of diplomatic, consular, international organizations, and other foreign government personnel accredited to the United States; issues identification documents to such personnel; processes spouse and dependent employment requests;

reviews and approves requests for the opening of consular and miscellaneous foreign government offices throughout the United States; investigates and resolves complaints and incidents involving foreign government representatives, and provides support and assistance to the diplomatic community in the United States. The Diplomatic Affairs Division is also responsible for processing White House tour requests submitted by the Diplomatic Community.

Blair House
CPR manages Blair House, the official Washington residence for foreign guests of the President, and provides for its maintenance.

Management
The Management Division is responsible for coordination and execution of the CPR budget, coordination with the Bureau of Resource Management on the budget for protocol activities under the appropriation for Emergencies in the Diplomatic and Consular Service; human resources administration; general services operations; information systems support; and overall administrative support. In addition, this division is responsible for ensuring that internal controls are established and implemented and that all other necessary and appropriate efforts are carried out to deter fraud, waste, and abuse of government resources.

Justification of Request

The Department's FY2011 request of $10.3 million for CPR includes increases to maintain current services at the FY2010 level of activity. The current services increase of $104,000 funds domestic inflation and pay increases.

Resource Summary

	Positions				Funds ($ in thousands)		
	American			Pos	Bureau	American	Funds
	Domestic	Overseas	FSN	Total	Managed	Salaries	Total
FY 2009 Actual	64	0	0	64	2,905	7,349	10,254
FY 2010 Estimate	73	0	0	73	2,324	7,956	10,280
FY 2011 Built-in Changes							
Annualization of FY 2010 COLA	0	0	0	0	2	36	38
Domestic Inflation	0	0	0	0	12	0	12
FY 2011 American COLA	0	0	0	0	9	45	54
Total Built-in Changes	0	0	0	0	23	81	104
FY 2011 Current Services	73	0	0	73	2,347	8,037	10,384
FY 2011 Request	73	0	0	73	2,347	8,037	10,384

D&CP – OFFICE OF THE CHIEF OF PROTOCOL

Staff by Program Activity
(positions)

Chief of Protocol	FY 2009 Actual	FY 2010 Enacted	FY 2011 Request	Increase / Decrease
Conduct of Diplomatic Relations	**50**	**55**	**55**	**0**
Political Affairs	50	55	55	0
Domestic Administrative Support	**7**	**9**	**9**	**0**
Domestic Administrative Management	7	9	9	0
Policy Formulation	**7**	**9**	**9**	**0**
Bureau Direction	7	9	9	0
Total	**64**	**73**	**73**	**0**

Funds by Program Activity
($ in thousands)

Chief of Protocol	FY 2009 Actual	FY 2010 Enacted	FY 2011 Request	Increase / Decrease
Conduct of Diplomatic Relations	**8,196**	**8,053**	**8,134**	**81**
Political Affairs	8,196	8,053	8,134	81
Domestic Administrative Support	**1,470**	**1,591**	**1,607**	**16**
Domestic Administrative Management	1,470	1,591	1,607	16
Policy Formulation	**588**	**636**	**643**	**7**
Bureau Direction	588	636	643	7
Total	**10,254**	**10,280**	**10,384**	**104**

Program Activities

	Positions				Funds ($ in thousands)		
	American			Pos	Bureau	American	Funds
Chief of Protocol (CPR)	Domestic	Overseas	FSN	Total	Managed	Salaries	Total
Conduct of Diplomatic Relations	**55**	**0**	**0**	**55**	**2,347**	**5,787**	**8,134**
Political Affairs	55	0	0	55	2,347	5,787	8,134
Domestic Administrative Support	**9**	**0**	**0**	**9**	**0**	**1,607**	**1,607**
Domestic Administrative Management	9	0	0	9	0	1,607	1,607
Policy Formulation	**9**	**0**	**0**	**9**	**0**	**643**	**643**
Bureau Direction	9	0	0	9	0	643	643
Total	**73**	**0**	**0**	**73**	**2,347**	**8,037**	**10,384**

D&CP – OFFICE OF THE CHIEF OF PROTOCOL

Staff by Domestic Organization Unit

(positions)

Chief of Protocol	FY 2009 Actual	FY 2010 Enacted	FY 2011 Request	Increase / Decrease
Administrative Division	5	8	8	0
Blair House	14	14	14	0
Ceremonials Division	7	9	9	0
Chief of Protocol	7	6	6	0
Diplomatic and Consular Liaison Division	19	22	22	0
Visits Division	12	14	14	0
Total	64	73	73	0

Funds by Domestic Organization Unit

($ in thousands)

Chief of Protocol	FY 2009 Actual	FY 2010 Enacted	FY 2011 Request	Increase / Decrease
Administrative Division	1,232	1,235	1,246	11
Blair House	922	925	934	9
Ceremonials Division	1,538	1,542	1,558	16
Chief of Protocol	1,333	1,336	1,350	14
Diplomatic and Consular Liaison Division	2,973	2,981	3,012	31
Visits Division	2,256	2,261	2,284	23
Total	10,254	10,280	10,384	104

Funds by Object Class

($ in thousands)

Chief of Protocol	FY 2009 Actual	FY 2010 Enacted	FY 2011 Request	Increase / Decrease
1100 Personnel Compensation	6,096	6,165	6,227	62
1200 Personnel Benefits	3,665	3,720	3,758	38
2100 Travel & Trans of Persons	58	47	47	0
2300 Rents, Comm & Utilities	58	46	47	1
2400 Printing & Reproduction	58	46	47	1
2500 Other Services	203	163	164	1
2600 Supplies and Materials	58	47	47	0
3100 Personal Property	58	46	47	1
Total	10,254	10,280	10,384	104

D&CP – BUREAU OF LEGISLATIVE AFFAIRS

Resource Summary

($ in thousands)

Appropriations	FY 2009 Actual	FY 2010 Enacted	FY 2011 Request	Increase / Decrease
Positions	71	71	74	3
Funds	12,868	12,868	13,177	309

Program Description

The Bureau of Legislative Affairs (H) coordinates legislative activity for the Department of State and advises the Secretary, the Deputy Secretary, as well as the Undersecretaries and Assistant Secretaries on legislative strategy. H facilitates effective communication between State Department officials and Members of Congress and their staff. H works closely with authorization, appropriations and other oversight committees of the House and Senate, as well as with individual Members that have an interest in State Department or foreign policy issues. H manages Department testimonies before House and Senate hearings, organizes Member and staff briefings and facilitates Congressional travel overseas for Members and staff. H reviews proposed legislation and coordinates the Department's input to Statements of Administration Policy on legislation affecting the conduct of U.S. foreign policy. H staff advises individual bureaus of the Department on legislative outreach strategies and coordinates those strategies with the Secretary's priorities. The Assistant Secretary advises the Secretary of State on legislative matters, directs the Bureau of Legislative Affairs and acts as the Department's principal liaison with the Congress.

The Secretary of State is the principal Congressional Relations Officer of the Department. H supports the Secretary by ensuring that the Administration's foreign policy priorities are reflected throughout the legislative process. H coordinates the annual testimony provided by the Secretary to Congressional committees with jurisdiction over State programs to explain Department priorities and budget requirements. The Bureau works toward its overall mission by seeking passage of relevant foreign policy legislation and appropriations, obtaining advice and consent to treaties, as well as confirmation of the President's Departmental and Ambassadorial nominees by the Senate. In FY 2011, the Bureau will continue to support US foreign policy objectives by supporting the enactment of all authorizations and appropriations necessary for the conduct of foreign policy.

Justification of Request

The Department's FY 2011 request of $13.2 million for the Bureau of Legislative Affairs includes increases to maintain current services and support several key initiatives. An increase of $124,000 for statutory pay raises and domestic inflation maintains the FY 2010 level of activity.

Staffing Increases: $185,000 including 3 Positions

The Bureau of Legislative Affairs opened its Senate Liaison Office in December 2009. An increase of $185,000 and 3 positions is requested to staff the Office and achieve Bureau objectives (no funding in FY 2010 enacted level). The staff will serve as intermediaries between H and the Congress, providing a permanent Bureau presence on the Hill to further the Administration's legislative objectives related to U.S foreign policy.

D&CP – BUREAU OF LEGISLATIVE AFFAIRS

Resource Summary

	Positions				Funds ($ in thousands)		
	American			Pos	Bureau	American	Funds
	Domestic	Overseas	FSN	Total	Managed	Salaries	Total
FY 2009 Actual	71	0	0	71	2,860	10,008	12,868
FY 2010 Estimate	71	0	0	71	2,860	10,008	12,868
FY 2011 Built-in Changes							
Annualization of FY 2010 COLA	0	0	0	0	1	45	46
Domestic Inflation	0	0	0	0	17	0	17
FY 2011 American COLA	0	0	0	0	6	55	61
Total Built-in Changes	0	0	0	0	24	100	124
FY 2011 Current Services	71	0	0	71	2,884	10,108	12,992
FY 2011 Program Changes							
Two FTEs for Senate Liaison Office	2	0	0	2	12	90	102
One FTE purchase for LMO Rover	1	0	0	1	6	77	83
Total Program Changes	3	0	0	3	18	167	185
FY 2011 Request	74	0	0	74	2,902	10,275	13,177

Staff by Program Activity

(positions)

Bureau of Legislative Affairs	FY 2009 Actual	FY 2010 Enacted	FY 2011 Request	Increase / Decrease
Policy Formulation	**71**	**71**	**74**	**3**
Department Direction	12	12	12	0
Legislative Affairs	59	59	62	3
Total	**71**	**71**	**74**	**3**

D&CP – BUREAU OF LEGISLATIVE AFFAIRS

Funds by Program Activity

($ in thousands)

Bureau of Legislative Affairs	FY 2009 Actual	FY 2010 Enacted	FY 2011 Request	Increase / Decrease
Information Resource Management	**378**	**378**	**378**	**0**
Infrastructure Systems	378	378	378	0
Policy Formulation	**12,490**	**12,490**	**12,799**	**309**
Department Direction	2,173	2,110	2,048	(62)
Legislative Affairs	10,317	10,380	10,751	371
Total	**12,868**	**12,868**	**13,177**	**309**

Program Activities

	Positions				Funds ($ in thousands)		
	American			Pos	Bureau	American	Funds
Bureau of Legislative Affairs (H)	Domestic	Overseas	FSN	Total	Managed	Salaries	Total
Information Resource Management	**0**	**0**	**0**	**0**	**378**	**0**	**378**
Infrastructure Systems	0	0	0	0	378	0	378
Policy Formulation	**74**	**0**	**0**	**74**	**2,524**	**10,275**	**12,799**
Department Direction	12	0	0	12	404	1,644	2,048
Legislative Affairs	62	0	0	62	2,120	8,631	10,751
Total	**74**	**0**	**0**	**74**	**2,902**	**10,275**	**13,177**

Staff by Domestic Organization Unit

(positions)

Bureau of Legislative Affairs	FY 2009 Actual	FY 2010 Enacted	FY 2011 Request	Increase / Decrease
Assistant Secretary	**5**	**5**	**5**	**0**
Deputy Assistant Secretary for House Affairs	**6**	**6**	**6**	**0**
Deputy Assistant Secretary for Senate Affairs	**7**	**7**	**7**	**0**
Deputy Assistant for Regional, Global and Functional Affairs	**26**	**26**	**27**	**1**
Principal Deputy Assistant Secretary	**27**	**27**	**29**	**2**
Total	**71**	**71**	**74**	**3**

D&CP – BUREAU OF LEGISLATIVE AFFAIRS

Funds by Domestic Organization Unit

($ in thousands)

Bureau of Legislative Affairs	FY 2009 Actual	FY 2010 Enacted	FY 2011 Request	Increase / Decrease
Assistant Secretary	904	1,170	922	(248)
Deputy Assistant Secretary for House Affairs	1,075	1,052	1,054	2
Deputy Assistant Secretary for Senate Affairs	1,273	1,245	1,186	(59)
Deputy Assistant for Regional, Global and Functional Affairs	4,723	4,617	4,876	259
Principal Deputy Assistant Secretary	4,893	4,784	5,139	355
Total	12,868	12,868	13,177	309

Funds by Object Class

($ in thousands)

Bureau of Legislative Affairs	FY 2009 Actual	FY 2010 Enacted	FY 2011 Request	Increase / Decrease
1100 Personnel Compensation	8,026	7,966	8,176	210
1200 Personnel Benefits	2,315	2,316	2,378	62
2100 Travel & Trans of Persons	273	279	283	4
2300 Rents, Comm & Utilities	198	204	206	2
2400 Printing & Reproduction	81	82	84	2
2500 Other Services	1,389	1,423	1,444	21
2600 Supplies and Materials	418	428	434	6
3100 Personal Property	168	170	172	2
Total	12,868	12,868	13,177	309

D&CP – BUREAU OF OCEANS AND INTERNATIONAL ENVIRONMENTAL AND SCIENTIFIC AFFAIRS

Resource Summary

($ in thousands)

Appropriations	FY 2009 Actual	FY 2010 Enacted	FY 2011 Request	Increase / Decrease
Positions	168	168	179	11
Funds	37,257	38,305	39,637	1,332

Program Description

The global issues and opportunities related to oceans, environment, science, technology and health are central to achieving U.S. foreign policy objectives. While working through bilateral, regional, and multilateral fora, and often during the implementation of U.S. treaty obligations or statutory mandates, the Bureau of Oceans, Environment and Science (OES) advances U.S. interests in promoting sustainable development and effective international approaches to environmental, science, technology and health challenges. Working alongside the Special Envoy for Climate Change, OES leads efforts to address global climate change. OES promotes conservation and sustainable management of biodiversity, wildlife, forests, fresh water, marine resources, fisheries, and coral reef and polar ecosystems. The Bureau promotes access to safe drinking water and sanitation, clean air and water, sound management of hazardous chemicals, and protection of the Earth's atmosphere. The Department through OES supports United States bilateral, regional and global strategies to improve pandemic response and preparedness and support to the President's Global Health Initiative. OES facilitates international cooperation on science and technology, and advances U.S. interests in safe, beneficial uses of space and advanced technology. To help achieve its objective in promoting environment, science and health diplomacy, the Bureau relies on the approximately sixty bilateral and regional Environment, Science and Technology and Health (ESTH) officers at Embassies worldwide.

OES provides senior negotiators critical support for ongoing negotiations on global climate change; strengthens science cooperation with Islamic majority countries and Sub-Saharan Africa and the Departments Embassy Science Fellows program; supports negotiations on GPS and nanotechnology; promotes international health; coordinates interagency efforts and negotiations to define the U.S. extended continental shelf; supports negotiations and partnerships to implement a global agreement on mercury, environmental cooperation with free trade partners, negotiations to improve environmental governance; addresses growing demands for forest and biodiversity expert participation in international negotiations, and convene regional fisheries organizations to coordinate management of diminishing tuna and other migratory fish stocks.

Global Climate Change

While acting to cut emissions and unleash investment in a low-carbon economy at home, the U.S. has resumed global leadership in reaching a strong, effective international agreement that will prevent dangerous disruption of the global climate. The science is clear: developed countries and emerging economies alike must achieve deep and rapid cuts in greenhouse gas emissions (GHG). OES supports the Special Envoy on Climate Change with a strategy that matches diplomatic initiative and partnerships to build global consensus and implementation capacity. OES leads the effort in the U.N. Framework Convention on Climate Change, under an ambitious negotiating schedule, to achieve a global agreement that combines tough targets for developed countries and important emissions growth reductions by all major economies, low carbon strategies for all, incentives to combat deforestation responsible for 17% of global emissions, and funding mechanisms to catalyze mitigation and build capacity for adaptation to climate change. To build consensus among all major economies, OES has launched and worked within the Major Economies Forum and is taking advantage of numerous fora, such as the G-8 and bilateral dialogues with China.

D&CP – BUREAU OF OCEANS AND INTERNATIONAL ENVIRONMENTAL AND SCIENTIFIC AFFAIRS

Science, Technology and Health
The President is committed to ESTH cooperation and in Cairo promised to "…appoint new Science Envoys to collaborate on programs that develop new sources of energy, create green jobs, digitize records, clean water, and grow new crops." The Embassy Science Fellows Program (ESF), which sends US Government technical experts to serve overseas, will expand to meet foreign policy science and technology needs. The ESF program will expand to draw on Fellows from the Foster and Franklin Fellows programs, American Association for the Advancement of Science (AAAS), American Institute of Physics, and the Institute of Electrical and Electronics Engineers. U.S. strength in science and technology is universally admired, even in countries where public opinion of the U.S. is low. Investment in "science diplomacy" can harness that strength to help achieve U.S. defense, diplomacy and development goals.

OES will continue to promote diplomatic efforts addressing pandemic response and preparedness. This leadership in science extends to the outer reaches of space, and to the most cutting edge technologies. The U.S.-operated Global Positioning System (GPS), the premier global navigation satellite system, provides huge safety, economic and national security benefits worldwide. The Department will engage other countries diplomatically to ensure that systems developed by other countries do not interfere with GPS services, such as Russia and China. This will allow the U.S. GPS manufacturers to compete fairly in the marketplace. The OES bureau request for annual operating funds of the United Nations Office for Outer Space Affairs will provide secretariat and work plan implementation support to the International Committee on GNSS (ICG) and facilitate ICG cooperation with other international organizations. OES participation promotes the U.S. international strategy for space-based positioning, navigation, and timing and ensures that the U.S. GPS can remain a global standard. Requested funds will also be used to promote responsible space operations and advance civil space and advanced technology cooperation, including with India, Japan, Korea, China, the EU, NATO, and the International Fusion Energy (ITER) project.

Extended Continental Shelf Delimitation
As the world's major maritime power, with one of the longest coastlines, an expansive continental shelf, and substantial commercial shipping and marine environmental interests, the U.S. has an enormous stake in a Department-led government-wide effort to determine the limits of the nation's Extended Continental Shelf (ECS), that portion of the continental shelf beyond 200 nautical miles from shore. The 10-year, $100 million-plus effort is collecting data across thousands of square kilometers of ocean floor to define the extent of U.S. sovereign rights over oil, gas and other mineral resources in areas that is estimated to be at least twice the size of California. Requested funds will be spent on hosting regional conferences with experts on U.S. continental margins and on costs for coordinating data exchange agreements and negotiating maritime boundaries, an effort vital to U.S. national security.

Environmental Protection
Persistent organic pollutants and worldwide mercury emission is a global problem. As many as 300,000 children born in the U.S. each year may have mercury exposure above levels of public health concern, and the diet of Arctic indigenous groups relies on contaminated fish. In February 2009 the U.S. led efforts to launch global negotiations of a binding agreement on mercury. While OES works globally to tackle environmental challenges, critical work is also accomplished bilaterally and regionally with key strategic partners. For example, through Environmental Cooperation Mechanisms (ECMs), OES is building the capacity of U.S. free trade partners to effectively implement and enforce environmental policies and laws. While protecting the environment, these efforts create a level playing field for trade and reinforce participatory decision-making, transparency and rule of law. Robust ECMs that measurably and permanently enhance environmental capacity in Central America, the Dominican Republic, Peru, Chile, Morocco, Oman, and future free trade partners Colombia and Panama will remain a top Department priority.

Sustainable Natural Resource Management

Natural resources are the foundation for economic growth, yet population, consumption, and climate change are straining nature's ability to support development. Forests, on which half a billion livelihoods depend and home to 80 percent of the world's biodiversity, have been declining at 13 million hectares per year worldwide, contributing significantly to the climate crisis. The OES funding request is critical to ensuring the U.S. capacity to negotiate for sustainable forest management policy frameworks such as in the UN Forum on Forests, International Tropical Timber Organization, World Bank Forest Investment Program and FAO, and to promote effective implementation of agreements to protect biodiversity and critical habitats, such as the Convention on International Trade in Endangered Species and the Ramsar Convention on Wetlands.

A billion people rely on fish and other seafood as their main source of protein. The fishing industry generates $80 billion a year worldwide, and more than 200 million people depend on fishing for their income. Yet, at least 80 percent of the world's main fish stocks are critically threatened. This funding request will allow the U.S. to follow after Japan and the EC to host the 3rd Joint Tuna Summit – a meeting of all regional fisheries management organizations that coordinate management of tuna and other highly migratory fish stocks. Serving as host, OES continues to contribute significantly to global harmonization and coordinated management of these extremely valuable fisheries.

Performance

The United States is taking a leading role in addressing climate change by advancing an expanding suite of measures. The Department has initiated a number of policies and partnerships that span a wide range of initiatives, from reducing our emissions at home, to developing transformational low-carbon technologies, to improving observations systems that will help us better understand and address the possible impacts of climate change. Secretary Clinton has committed to vigorously pursue negotiations sponsored by the United Nations and those at the sub-global, regional, and bilateral level that can lead to binding international climate agreements.

STRATEGIC GOAL: PROMOTING ECONOMIC GROWTH AND PROSPERITY			
Strategic Priority	Environment		
Bureau Goal	Global Agreement and Concerted Action to Achieve Deep GHG Emissions Cuts and Climate Resiliency		
Indicator	Status of efforts to reach an agreed international approach to climate change for the post-2012 period.		
RATINGS TREND			
FY 2006	**FY 2007**	**FY 2008**	**FY 2009**
New Indicator, No Rating	New Indicator, No Rating	◄► On Target	◄► On Target
TARGETS AND RESULTS			
FY 2011 Target	Development of implementing and review mechanisms under the United Nations Framework Convention on Climate Change (UNFCCC) for the agreed international approach to climate change.		
FY 2010 Target	Finalization of an international climate change agreed outcome under the UNFCCC for the post-2012 period with major economies committing to emissions mitigation strategies whose aggregate impact is quantified and is both environmentally effective and economically sustainable.		
FY 2009 Target	Major economies, including Mexico, South Korea and Brazil, commit to quantifiable emissions mitigation actions, and agree on tenets for enhanced efforts to disseminate technology globally, promote climate adaptation, and mobilize climate-related financing.		

FY 2009 Rating and Result	**Rating: On Target** At the July 2009 Major Economies Forum on Energy and Climate's (MEF) Leaders Meeting, held on the heels of the L'Aquila, Italy G8 summit, 17 major economies agreed: to undertake transparent nationally appropriate mitigation action, subject to measurement, reporting, and verification; to develop, disseminate, and transfer, as appropriate, adaptation effort-advancing technologies; to establish a Global Partnership to drive transformational low-carbon, climate friendly technologies; that financial resources for mitigation and adaptation need urgent and substantial scaling up and should involve mobilizing resources to support developing countries, and that financing should come from multiple sources, both public and private; to continue to both constructively combat global climate change and meet to facilitate agreement on a UNFCCC.
Impact	A global agreement that commits developing countries to take action to stem emissions growth is key to changing the global emissions trajectory. The FY 2009 MEF agreement will directly result in (1) work programs leading towards an agreed international approach to climate change for the post-2012 period and (2) lower GHG emissions.
FY 2008 Rating and Result	**Rating: On Target** At the 2008 Leaders Meeting of Major Economies on Energy Security and Climate Change, held in conjunction with the Tokyo G-8 summit, 17 major economies agreed to consider cooperative action in specific economic sectors, enhance action on technology, improve energy efficiency, and work to improve greenhouse gas measurement in contribution to negotiations under the UNFCCC.
FY 2007 Rating and Result	**Rating: New Indicator, No Rating** In December 2007, the 13th Conference of the Parties (COP) to the UN Framework Convention on Climate Change (UNFCCC) produced consensus on a "Roadmap" establishing a process and setting out guidance and direction for a series of meetings over the next two years, with the aim of producing comprehensive agreement on addressing climate change post-2012 at COP 15, in Copenhagen in December, 2009.
FY 2006 Rating and Result	**Rating: New Indicator, No Rating** N/A
VERIFICATION AND VALIDATION	
Methodology	Verification and validation will occur through direct participation in the negotiations and monitoring of their outcome.
Data Source and Quality	Source: Agreement to new global efforts to address climate change, including related to emissions mitigation, adaptation, financing and technology deployment. Data quality is high, because the outcome of negotiations will be public and readily reviewed. The Data Quality Assessment revealed no significant data limitations.

A global agreement that commits developing countries to take action to stem emissions growth is key to changing the global greenhouse gas emissions trajectory. A core U.S. negotiating objective is to elicit those commitments in the form of ambitious low-carbon development strategies (LCDS) that guide assistance from developed countries to implement these plans. The Copenhagen Accord notes that "a low-emission development strategy is indispensable to sustainable development."

National climate plans have been produced in the past in several countries, and where appropriate will be used as a starting point for LCDS efforts. LCDS are intended to be rigorous, and operational, often going into more detail than existing national planning efforts. An LCDS is a comprehensive strategy listing key legal and policy changes countries will make to favor low-carbon technologies, as well as a comprehensive plan for key infrastructure investments that will require international public and private financing.

Several bilateral and multilateral donors, as well as private organizations, have expressed an interest in supporting LCDS work. U.S. support for LCDS work will be coordinated across USG agencies and with these donors. Assistance will be channeled through multilateral funds like the Global Environment Facility and bilaterally through USAID, with technical support from EPA, Department of Energy, Department of Agriculture, and other agencies. The State Department (S/SECC and OES) will play an interagency coordinating role and might provide financial support as well. U.S. assistance will focus on a core set of countries where our participation will leverage the greatest

impact. We will consider a range of factors in selecting these countries, including emissions, emissions potential, development need, ability to serve as an effective model, level of government engagement, and willingness to work with the U.S.

A corollary objective of the LCDS performance goal is to begin implementation of these plans as soon as they are endorsed, with partner countries undertaking immediate actions that will begin to generate measurable emissions reductions. Data for emissions reductions will be collected as part of the Agency's usual annual reporting process, which will help corroborate progress in transforming greenhouse gas emissions trends and levels, recognizing that LCDS are designed to promote change over several decades.

<table>
<tr><th colspan="5">STRATEGIC GOAL: PROMOTING ECONOMIC GROWTH AND PROSPERITY</th></tr>
<tr><td>Strategic Priority</td><td colspan="4">Environment</td></tr>
<tr><td>Bureau Goal</td><td colspan="4">Global Agreement and Concerted Action to Achieve Deep GHG Emissions Cuts and Climate Resiliency</td></tr>
<tr><td>Indicator</td><td colspan="4">NEW INDICATOR: Number of work programs established by partner economies leading to completion of 30 low-carbon development strategies that contain measurable, reportable, and verifiable actions by 2013.</td></tr>
<tr><td colspan="5">RATINGS TREND</td></tr>
<tr><td colspan="2">FY 2006</td><td>FY 2007</td><td>FY 2008</td><td>FY 2009</td></tr>
<tr><td colspan="2">New Indicator, No Rating</td><td>New Indicator, No Rating</td><td>New Indicator, No Rating</td><td>New Indicator,
No Rating</td></tr>
<tr><td colspan="5">TARGETS AND RESULTS</td></tr>
<tr><td>FY 2011 Target</td><td colspan="4">30 engagements or interest statements from partner economies on work programs and 20 agreed work programs established towards a 2013 goal of 30 low-carbon development strategies that contain measurable, reportable, and verifiable actions ~~by 2013~~. * FY12 Target: 30 agreed work programs established, at least 10 LCDS drafted and at least 5 LCDS endorsed in final form by partner economies * FY13 Target: At least 30 LCDS endorsed in final form by partner economies</td></tr>
<tr><td>FY 2010 Target</td><td colspan="4">7 engagements or interest statements from partner economies on work programs and 3 agreed work programs established towards a 2013 goal of 30 low-carbon development strategies that contain measurable, reportable, and verifiable actions</td></tr>
<tr><td>FY 2009 Target</td><td colspan="4">New Indicator</td></tr>
<tr><td>FY 2009 Rating and Result</td><td colspan="4">Rating: New Indicator, No Rating
At the July 2009 Major Economies Forum on Energy and Climate's (MEF) Leaders' Meeting, 17 major economies agreed: to undertake transparent nationally appropriate mitigation action, subject to measurement, reporting, and verification; to develop, disseminate, and transfer, as appropriate, adaptation effort-advancing technologies; to establish a Global Partnership to drive transformational low-carbon, climate friendly technologies; that financial resources for mitigation and adaptation need urgent and substantial scaling up and should involve mobilizing resources to support developing countries, and that financing should come from multiple sources, both public and private; to continue to both constructively combat global climate change and meet to facilitate agreement in Copenhagen for UNFCCC.</td></tr>
<tr><td>Impact</td><td colspan="4">A global agreement that commits developing countries to take action to stem emissions growth is key to changing the global emissions trajectory. A core U.S. negotiating objective is to elicit those commitments in the form of Low-Carbon Development Strategies. The FY 2009 MEF agreement will directly result in work programs leading towards development of 30 MRV-containing LCDS by 2013</td></tr>
<tr><td>FY 2008 Rating and Result</td><td colspan="4">Rating: New Indicator, No Rating
N/A</td></tr>
<tr><td>FY 2007 Rating and Result</td><td colspan="4">Rating: New Indicator, No Rating
N/A</td></tr>
<tr><td>FY 2006 Rating and Result</td><td colspan="4">Rating: New Indicator, No Rating
N/A</td></tr>
</table>

VERIFICATION AND VALIDATION	
Methodology	The Department of State and USAID follow federal regulations and Agency procedures in verifying and validating the accuracy of performance information received. Regular reporting is required. Audits are performed when necessary. Project monitoring provides on-the-ground verification of partner activity and permits both comparison to partner reporting documentation and independent data quality assessments by DOS/USAID personnel. Specific criteria for counting LCDS towards this goal are under development, including consideration of: level of U.S. participation in completing an LCDS (since the U.S. will not be the only source of assistance); quality (detail, rigor, etc.); utility in the context of carbon markets and national development; and governmental endorsement
Data Source and Quality	Data for this indicator is provided by our partners. DOS/USAID partners' data sources vary according to the partners' scope of work, but commonly include, e.g., host government sources, grassroots level facility/site measurements and studies, calculations based on increased efficiencies and implementation of relevant regulations and best practices. Data collection is in beginning stages. Data Quality Assessment will be performed prior to reporting results.

Justification of Request

The Department's FY 2011 request of $39.637 million for the Bureau of Ocean and International Environment and Scientific Affairs includes increases to maintain current services and support a number of key initiatives. An increase of $474,000 for statutory pay raises, domestic inflation, and step increases maintains the FY 2010 level of activity.

Environmental, Scientific, and Technology Affairs: $858,000 including 11 Positions

OES requests $858,000 with an increase of 11 new domestic American positions, over a base of $38.779 million including 168 positions. All 11 positions, composed of 9 Civil Service and 2 Foreign Service Officers, will be utilized to supplement staff in the Environmental, Scientific, and Technology Affairs sections of the bureau. This staffing augmentation is critical to managing the multitude of diplomatic projects and programs operated by the bureau. It will reduce the bureau's dependence on contractors for providing key support for U.S. foreign policy objectives. These additional positions will be used to support climate change, and other foreign policy priorities, such as water, sanitation and trans-boundary water resource management, environmental and science and technology engagements with key strategic partners such as China, U.S. trade partners, and the Muslim world. In addition, this request includes funding to provide training for the cadre of Environment, Science, Technology and Health officers in Embassies throughout the world, which allows the U.S. to build the capability to address the growing range of ESTH-related challenges and opportunities facing U.S. foreign policy in the 21st century

In today's world, global environmental and health threats are advancing each year and present enormous challenges for U.S. security and prosperity, while leadership on these issues provides a huge opportunity for smart power diplomacy to improve lives and enhance respect for the United States. OES is currently engaged in approximately 488 separate treaties, negotiations, commissions and partnerships, which are ever increasing in a changing world. Each of these requires significant effort to represent critical U.S. political, economic, or environmental interests that are fundamental to U.S. foreign policy objectives.

D&CP – BUREAU OF OCEANS AND INTERNATIONAL ENVIRONMENTAL AND SCIENTIFIC AFFAIRS

Resource Summary

	Positions				Funds ($ in thousands)		
	American			Pos	Bureau	American	Funds
	Domestic	Overseas	FSN	Total	Managed	Salaries	Total
FY 2009 Actual	168	0	0	168	13,047	24,210	37,257
FY 2010 Estimate	168	0	0	168	14,081	24,224	38,305
FY 2011 Built-in Changes							
Annualization of FY 2010 COLA	0	0	0	0	15	108	123
Domestic Inflation	0	0	0	0	157	0	157
FY 2011 American COLA	0	0	0	0	58	136	194
Total Built-in Changes	0	0	0	0	230	244	474
FY 2011 Current Services	168	0	0	168	14,311	24,468	38,779
FY 2011 Program Changes							
Environmental and Scientific Affairs	11	0	0	11	0	858	858
Total Program Changes	11	0	0	11	0	858	858
FY 2011 Request	179	0	0	179	14,311	25,326	39,637

Staff by Program Activity

(positions)

Bureau of Oceans and International Environment and Scientific Affairs	FY 2009 Actual	FY 2010 Enacted	FY 2011 Request	Increase / Decrease
Conduct of Diplomatic Relations	**145**	**125**	**139**	**14**
Domestic Administrative Management	8	0	0	0
Domestic Financial Services	12	0	0	0
Environmental, Scientific and Technological Affairs	125	125	139	14
Domestic Administrative Support	**0**	**20**	**19**	**(1)**
Domestic Administrative Management	0	20	19	(1)
Information Resource Management	**4**	**4**	**3**	**(1)**
Corporate Information Systems and Services	4	4	3	(1)
Policy Formulation	**16**	**16**	**15**	**(1)**
Bureau Direction	15	16	15	(1)
Legislative Affairs	1	0	0	0
Public Diplomacy	**3**	**3**	**3**	**0**
Public Diplomacy - Program Costs	3	0	0	0
Total	**168**	**168**	**179**	**11**

D&CP – BUREAU OF OCEANS AND INTERNATIONAL ENVIRONMENTAL AND SCIENTIFIC AFFAIRS

Funds by Program Activity

($ in thousands)

Bureau of Oceans and International Environment and Scientific Affairs	FY 2009 Actual	FY 2010 Enacted	FY 2011 Request	Increase / Decrease
Conduct of Diplomatic Relations	**28,305**	**27,607**	**28,877**	**1,270**
Environmental, Scientific and Technological Affairs	28,305	27,607	28,877	1,270
Domestic Administrative Support	**3,586**	**4,200**	**4,041**	**(159)**
Domestic Administrative Management	1,860	4,200	4,041	(159)
Domestic Financial Services	1,726	0	0	0
Information Resource Management	**575**	**1,654**	**1,964**	**310**
Corporate Information Systems and Services	0	1,654	1,964	310
Policy Formulation	**3,599**	**3,562**	**3,467**	**(95)**
Bureau Direction	3,455	2,336	2,083	(253)
Environmental, Scientific and Technological Affairs	0	1,226	1,384	158
Public Diplomacy	**1,192**	**1,282**	**1,288**	**6**
Public Diplomacy - Program Costs	1,192	783	783	0
Total	**37,257**	**38,305**	**39,637**	**1,332**

Program Activities

	Positions				Funds ($ in thousands)		
	American			Pos	Bureau	American	Funds
Bureau of Oceans and International Environment and Scientific Affairs (OES)	Domestic	Overseas	FSN	Total	Managed	Salaries	Total
Conduct of Diplomatic Relations	**139**	**0**	**0**	**139**	**9,841**	**19,036**	**28,877**
Environmental, Scientific and Technological Affairs	139	0	0	139	9,841	19,036	28,877
Domestic Administrative Support	**19**	**0**	**0**	**19**	**790**	**3,251**	**4,041**
Domestic Administrative Management	19	0	0	19	790	3,251	4,041
Information Resource Management	**3**	**0**	**0**	**3**	**1,513**	**451**	**1,964**
Corporate Information Systems and Services	3	0	0	3	1,513	451	1,964
Policy Formulation	**15**	**0**	**0**	**15**	**1,384**	**2,083**	**3,467**
Bureau Direction	15	0	0	15	0	2,083	2,083
Environmental, Scientific and Technological Affairs	0	0	0	0	1,384	0	1,384
Public Diplomacy	**3**	**0**	**0**	**3**	**783**	**505**	**1,288**
Public Diplomacy - Program Costs	0	0	0	0	783	0	783
Total	**179**	**0**	**0**	**179**	**14,311**	**25,326**	**39,637**

D&CP – BUREAU OF OCEANS AND INTERNATIONAL ENVIRONMENTAL AND SCIENTIFIC AFFAIRS

Staff by Domestic Organization Unit

(positions)

Bureau of Oceans and International Environment and Scientific Affairs	FY 2009 Actual	FY 2010 Enacted	FY 2011 Request	Increase / Decrease
Dep Asst Secretary for Environment	2	2	2	0
Dep Asst Secretary for Health and Science	24	24	25	1
Dep Asst Secretary for Oceans and Fisheries	2	2	2	0
Office of Ecology and Terrestrial Conservation	18	18	17	(1)
Office of Environmental Policy	22	22	26	4
Office of Global Change	16	16	18	2
Office of Marine Conservation	15	15	16	1
Office of Oceans Affairs	22	22	21	(1)
Office of Policy Coordination and Initiatives	19	19	21	2
Office of the Assistant Secretary	19	19	18	(1)
Space and Advanced Technology	9	9	13	4
Total	168	168	179	11

Funds by Domestic Organization Unit

($ in thousands)

Bureau of Oceans and International Environment and Scientific Affairs	FY 2009 Actual	FY 2010 Enacted	FY 2011 Request	Increase / Decrease
Dep Asst Secretary for Environment	2,589	2,891	2,953	62
Dep Asst Secretary for Health and Science	3,631	3,610	3,580	(30)
Dep Asst Secretary for Oceans and Fisheries	375	440	489	49
Deputy Assistant Secretary for Science, Technology and Health	1,286	1,201	1,092	(109)
Office of Ecology and Terrestrial Conservation	4,803	5,083	4,972	(111)
Office of Environmental Policy	3,303	3,087	3,951	864
Office of Global Change	3,574	7,645	7,228	(417)
Office of Marine Conservation	3,191	3,834	3,451	(383)
Office of Oceans Affairs	4,089	2,827	3,628	801
Office of Policy Coordination and Initiatives	3,262	3,191	3,212	21
Office of the Assistant Secretary	5,036	2,620	2,623	3
Space and Advanced Technology	2,118	1,876	2,458	582
Total	37,257	38,305	39,637	1,332

D&CP – BUREAU OF OCEANS AND INTERNATIONAL ENVIRONMENTAL AND SCIENTIFIC AFFAIRS

Funds by Object Class

($ in thousands)

Bureau of Oceans and International Environment and Scientific Affairs	FY 2009 Actual	FY 2010 Enacted	FY 2011 Request	Increase / Decrease
1100 Personnel Compensation	16,849	20,476	21,063	587
1200 Personnel Benefits	7,163	4,413	4,966	553
2100 Travel & Trans of Persons	3,186	4,491	5,807	1,316
2300 Rents, Comm & Utilities	0	603	638	35
2400 Printing & Reproduction	270	276	288	12
2500 Other Services	9,527	8,046	6,875	(1,171)
2600 Supplies and Materials	262	0	0	0
Total	37,257	38,305	39,637	1,332

D&CP – OFFICE OF THE LEGAL ADVISER

Resource Summary

($ in thousands)

Appropriations	FY 2009 Actual	FY 2010 Enacted	FY 2011 Request	Increase / Decrease
Positions	255	265	269	4
Funds	51,225	55,803	57,015	1,212

Program Description

The Office of the Legal Adviser (L) advises and represents the Department on all international and domestic legal policy issues arising in connection with U.S. foreign policy and the work of the Department.

L provides critical support for U.S. Government foreign policies – in particular, key initiatives in Iraq and Afghanistan, as well as initiatives to achieve democratic Israeli and Palestinian states living in peace. The Bureau helps to ameliorate and resolve political and humanitarian crises in Kosovo, Darfur, and other areas around the globe and is a key component of efforts to fight international terrorism and other threats to U.S. security. L is instrumental in other important areas of work of the Department, including nonproliferation, human rights, the environment, law enforcement, and the rule of law.

L is also an essential partner in supporting the Department‘s management by providing legal advice on a wide range of matters: the expenditure of assistance and operating funds; the provision of consular services; passport and visa operations and border security; buildings and acquisitions; Department authorities; U.S. diplomatic and consular operations abroad; personnel systems for employees, including the Foreign Service and Civil Service; security of personnel and information technology; privileges and immunities; regulations and directives; domestic and foreign litigation; ethics and financial disclosure; and information law. L manages the U.S. Treaty Program and is responsible for defending and representing the United States before international bodies, such as arbitrations under the North American Free Trade Agreement and cases before the International Court of Justice.

Priorities

L’s overarching priorities include:

- Providing timely, first-rate legal services on all legal issues, domestic and international, arising in the course of the Department‘s work. This includes focusing on key foreign policy objectives, as well as the pursuit of managerial and organizational excellence.

- Developing, conducting and managing the Treaty Program, extraditions, private international law, representing and defending the United States before international legal bodies, claims, and other programs for which L has lead responsibility so as to meet the highest standards of program management and best serve the foreign policy, security, and public interests of the United States.

- Promoting the development of international law and its institutions as a fundamental element of U.S. foreign policy and advancing the rule of law. The United States relies on international law as a means to secure a peaceful world. The rule of law will remain an essential component of U.S. foreign policy initiatives.

Specific priority areas for FY 2011 will include:

- Developing and advocating for U.S. legal and legal policy positions, and presenting them to domestic and international audiences in order to advance U.S. interests.
- Continuing to perform a critical role in preventing and resolving humanitarian and political crises and conflicts.
- Supporting achievement of the Department's consular and management goals.
- Promoting global stability through robust counterterrorism initiatives, international law enforcement, and nonproliferation of weapons of mass destruction.
- Developing and defending an effective domestic and international legal framework to promote a healthy global economy and environment.
- Advocating for U.S. interests in domestic and international legal fora.

In support of international law priorities, L engages in a variety of activities including extraditions. The number of extradition and provisional arrest requests made by the Office of the Legal Adviser directly support the Department's Strategic Plan and in particular, the goal of Achieving Peace and Security. These extraditions materially support the development and maintenance of effective mutual legal assistance relationships with other countries and international organizations which counter transnational crime. In addition to aiding ongoing relationships with national and international criminal and law enforcement agencies, the extradition and arrests program is a sound measure of the effectiveness of legal advice and services that advance the strategic goals of the Department of State and the United States.

Justification of Request

The Department's FY 2011 request of $57.015 million for the Office of the Legal Adviser (L) includes an increase of $0.680 million for current services to maintain the FY 2010 level of activity. Also included is an increase of $0.532 million above the overall FY 2010 base to fund an additional four positions to support other international and domestic legal policy issues related to U.S. foreign policy and other important areas of work of the Department, including law of war, piracy and climate change, consular litigation and cyber security. The FY 2011 request includes:

Law of War: $114,000 including 1 position

As a result of three Presidential Executive Orders, the Executive Branch currently is engaged in significant policy reviews in three critical areas of counter-terrorism operations. The first review has focused on the appropriate disposition of those detainees held at Guantanamo, in view of the fact that the President ordered Guantanamo closed. The second review is expected to make recommendations about the future of U.S. detention policies; and the third review has resulted in recommendations about the future of U.S. interrogation and rendition policies. In addition, the United States is facing hundreds of habeas corpus cases filed by detainees held at Guantanamo and elsewhere by the U.S. military. These and related issues are certain to dominate U.S. counterterrorism policy discussions for the foreseeable future. The Office of Political-Military Affairs (L/PM) currently devotes four attorneys to different aspects of these issues. The request provides for an additional attorney adviser position assigned to L/PM to conduct policy reviews on international legal guidance on all aspects of detention, interrogation, and armed conflict.

Piracy and Climate Change: $114,000 including 1 position

The Office of Oceans, International Environmental and Scientific Affairs (L/OES) is dedicating more time and resources to climate change – a presidential priority – which includes ongoing negotiations and initiatives, such as the December 2009 Copenhagen conference. L/OES has done a tremendous amount of work relating to the increased incidence of piracy off the coast of Somalia and the April 2009 Maersk Alabama incident, including supporting the Secretary's personal engagement on the subject. Until the broader problem of instability in Somalia is addressed, it is expected that piracy will be an ongoing problem in the region. Finally, the work in the chemicals portfolio will expand as the United States has launched an inter-governmental negotiating committee to develop a legally-binding instrument on global mercury concerns. This request provides for an additional attorney adviser position assigned to L/OES to manage the growing demands for legal advice on maritime matters, as well as climate change and other international environmental and piracy issues.

Consular Litigation: $114,000 including 1 position

The Western Hemisphere Travel Initiative requires passports at the Canadian and Mexican borders. The Department faces a rapidly increasing number of resource intensive lawsuits challenging passport denials along with a steady stream of litigation regarding visa adjudications in FY 2011 and future years. With adequate manpower and associated administrative assistance, this request would assist the Office of Consular Affairs (L/CA) to more effectively support the Department of Justice and defend U.S. interests in these litigations. This request provides for an additional attorney adviser position assigned to L/CA to effectively defend the U.S. in consular litigation cases.

Cybersecurity: $190,000 including 1 position

The Office of the Legal Adviser (L) is expected to implement the Department's commitment under the Comprehensive National Cybersecurity Initiative (CNCI) to work "with foreign countries and international organizations on international organizations on international aspects of cyber security." This international effort will include outreach to support development of a deterrence strategy and other cyber security related matters, such as the development of international standards for private sector internet providers and the telecommunications industry insofar as it is engaged in cybersecurity issues. This request provides for an additional attorney adviser position assigned to the Office of Management (L/M) to assist in the implementation of the Department's international cybersecurity requirements.

Resource Summary

	Positions				Funds ($ in thousands)		
	American			Pos	Bureau	American	Funds
	Domestic	Overseas	FSN	Total	Managed	Salaries	Total
FY 2009 Actual	255	0	0	255	12,319	38,906	51,225
FY 2010 Estimate	265	0	0	265	16,325	39,478	55,803
FY 2011 Built-in Changes							
Annualization of FY 2010 COLA	0	0	0	0	4	184	188
Domestic Inflation	0	0	0	0	249	0	249
FY 2011 American COLA	0	0	0	0	17	226	243
Total Built-in Changes	0	0	0	0	270	410	680
FY 2011 Current Services	265	0	0	265	16,595	39,888	56,483

D&CP – OFFICE OF THE LEGAL ADVISER

	Positions				Funds ($ in thousands)		
	American			Pos	Bureau	American	Funds
	Domestic	Overseas	FSN	Total	Managed	Salaries	Total
FY 2011 Program Changes							
Law of War	1	0	0	1	12	102	114
Piracy and Climate Change	1	0	0	1	12	102	114
Consular Litigation	1	0	0	1	12	102	114
Cybersecurity	1	0	0	1	20	170	190
Total Program Changes	4	0	0	4	56	476	532
FY 2011 Request	269	0	0	269	16,651	40,364	57,015

Staff by Program Activity

(positions)

Office of the Legal Adviser	FY 2009 Actual	FY 2010 Enacted	FY 2011 Request	Increase / Decrease
Conduct of Diplomatic Relations	**224**	**234**	**238**	**4**
Legal Affairs	224	234	238	4
Domestic Administrative Support	**12**	**12**	**12**	**0**
Domestic Administrative Management	7	7	7	0
Domestic Financial Services	2	2	2	0
Domestic Personnel Services	3	3	3	0
Information Resource Management	**1**	**1**	**1**	**0**
Office Automation	1	1	1	0
Policy Formulation	**18**	**18**	**18**	**0**
Bureau Direction	18	18	18	0
Total	**255**	**265**	**269**	**4**

D&CP – OFFICE OF THE LEGAL ADVISER

Funds by Program Activity

($ in thousands)

Office of the Legal Adviser	FY 2009 Actual	FY 2010 Enacted	FY 2011 Request	Increase / Decrease
Conduct of Diplomatic Relations	**46,433**	**48,485**	**49,588**	**1,103**
Legal Affairs	46,433	48,485	49,588	1,103
Domestic Administrative Support	**2,394**	**4,465**	**4,530**	**65**
Domestic Administrative Management	1,756	3,816	3,873	57
Domestic Financial Services	260	265	269	4
Domestic Personnel Services	378	384	388	4
Information Resource Management	**1,744**	**2,179**	**2,214**	**35**
Office Automation	1,744	2,179	2,214	35
Policy Formulation	**654**	**674**	**683**	**9**
Bureau Direction	654	674	683	9
Total	**51,225**	**55,803**	**57,015**	**1,212**

Program Activities

	Positions				Funds ($ in thousands)		
	American			Pos	Bureau	American	Funds
Office of the Legal Adviser (L)	Domestic	Overseas	FSN	Total	Managed	Salaries	Total
Conduct of Diplomatic Relations	**238**	**0**	**0**	**238**	**11,171**	**38,417**	**49,588**
Legal Affairs	238	0	0	238	11,171	38,417	49,588
Domestic Administrative Support	**12**	**0**	**0**	**12**	**3,067**	**1,463**	**4,530**
Domestic Administrative Management	7	0	0	7	3,014	859	3,873
Domestic Financial Services	2	0	0	2	22	247	269
Domestic Personnel Services	3	0	0	3	31	357	388
Information Resource Management	**1**	**0**	**0**	**1**	**2,089**	**125**	**2,214**
Office Automation	1	0	0	1	2,089	125	2,214
Policy Formulation	**18**	**0**	**0**	**18**	**324**	**359**	**683**
Bureau Direction	18	0	0	18	324	359	683
Total	**269**	**0**	**0**	**269**	**16,651**	**40,364**	**57,015**

D&CP – OFFICE OF THE LEGAL ADVISER

Staff by Domestic Organization Unit

(positions)

Office of the Legal Adviser	FY 2009 Actual	FY 2010 Enacted	FY 2011 Request	Increase / Decrease
African and Near Eastern Affairs	4	4	4	0
Buildings and Acquisitions	7	7	7	0
Consular Affairs	12	14	15	1
Deputy Legal Advisers	14	14	14	0
Diplomatic Law and Litigation	9	9	9	0
East and South Asian Affairs	5	5	5	0
Economic and Business Affairs	10	10	10	0
Employment Law	22	24	24	0
European Affairs	3	3	3	0
Executive Director	13	13	13	0
General Management	12	12	13	1
Human Rights and Refugees	11	12	12	0
International Claims and Investment Disputes	39	41	41	0
Law Enforcement and Intelligence	13	15	15	0
Legal Adviser	4	4	4	0
Legislation and Foreign Assistance	6	6	6	0
Non Proliferation and Verification	12	12	12	0
Oceans, International Environmental & Scientific Affairs	10	10	11	1
Political-Military Affairs	10	11	12	1
Private International Law	5	5	5	0
Public Diplomacy and Public Affairs	7	7	7	0
Treaty Affairs	16	16	16	0
United Nations Affairs	6	6	6	0
Western Hemisphere Affairs	5	5	5	0
Total	255	265	269	4

D&CP – OFFICE OF THE LEGAL ADVISER

Funds by Domestic Organization Unit

($ in thousands)

Office of the Legal Adviser	FY 2009 Actual	FY 2010 Enacted	FY 2011 Request	Increase / Decrease
African and Near Eastern Affairs	1,043	1,060	1,072	12
Buildings and Acquisitions	1,249	1,269	1,284	15
Consular Affairs	2,142	2,218	2,346	128
Deputy Legal Advisers	2,559	2,599	2,629	30
Diplomatic Law and Litigation	1,732	1,759	1,779	20
East and South Asian Affairs	714	726	734	8
Economic and Business Affairs	1,614	1,640	1,659	19
Employment Law	3,596	4,305	4,360	55
European Affairs	531	539	546	7
Executive Director	2,739	3,868	3,931	63
General Management	2,577	2,974	3,181	207
Human Rights and Refugees	1,554	2,062	2,089	27
International Claims and Investment Disputes	11,789	12,099	12,287	188
Law Enforcement and Intelligence	2,516	3,204	3,246	42
Legal Adviser	701	713	721	8
Legislation and Foreign Assistance	903	919	929	10
Non Proliferation and Verification	1,773	1,802	1,823	21
Oceans, International Environmental & Scientific Affairs	1,724	1,751	1,873	122
Political-Military Affairs	2,441	2,485	2,618	133
Private International Law	1,578	1,612	1,636	24
Public Diplomacy and Public Affairs	1,084	1,102	1,114	12
Treaty Affairs	2,556	2,597	2,627	30
United Nations Affairs	1,255	1,632	1,654	22
Western Hemisphere Affairs	855	868	877	9
Total	51,225	55,803	57,015	1,212

D&CP – OFFICE OF THE LEGAL ADVISER

Funds by Object Class

($ in thousands)

Office of the Legal Adviser	FY 2009 Actual	FY 2010 Enacted	FY 2011 Request	Increase / Decrease
1100 Personnel Compensation	28,995	29,424	30,091	667
1200 Personnel Benefits	10,437	10,591	10,831	240
2100 Travel & Trans of Persons	360	371	377	6
2300 Rents, Comm & Utilities	645	764	801	37
2400 Printing & Reproduction	204	210	213	3
2500 Other Services	4,676	5,359	5,444	85
2600 Supplies and Materials	116	169	188	19
3100 Personal Property	63	3,013	3,075	62
4100 Grants, Subsidies & Contrb	5,729	5,902	5,995	93
Total	51,225	55,803	57,015	1,212

D&CP – BUREAU OF ECONOMIC, ENERGY, AND BUSINESS AFFAIRS

Resource Summary

($ in thousands)

Appropriations	FY 2009 Actual	FY 2010 Enacted	FY 2011 Request	Increase / Decrease
Positions	209	213	215	2
Funds	37,341	38,346	38,930	584

Program Description

The mission of the Bureau of Economic, Energy, and Business Affairs (EEB) is to further economic security and prosperity, both at home and abroad. By working to open markets and break down barriers to global economic engagement, EEB seeks to promote the prosperity that economic freedom brings, both for the U.S. and other nations.

EEB's work lies at the critical nexus of economic prosperity and national security; advancing progress in one contributes to progress in the other. In the post-9/11 world, EEB recognizes that threats to national security emanate from countries that are marginalized from the global economy.

EEB pursues expanded market opportunities in trade, investment, transportation, and information and communications technology. In concert with other agencies, EEB promotes economic development worldwide by encouraging pro-growth economic policies, stable financial systems, and sustainable agricultural production. To advance energy security, EEB cooperates with other nations to diversify U.S. energy supplies, develop alternative, low-carbon technologies, and promote efficient energy usage. At the same time, EEB acts to secure vital transportation and communications infrastructure. EEB also leads in the fight against bribery and corruption, and works aggressively to crack down on the illicit financial flows that aid terrorists and criminal organizations. EEB assists U.S. exporters and American businesses that seek market opportunities abroad.

In all of these efforts, EEB relies on the substantive and technical expertise of talented Foreign and Civil Service staff, as well as on the extensive engagement within the Department, with other agencies and governments, in the multilateral arena, and with the private sector. Notably, EEB has been a leading player in U.S. Government's efforts to shape the international economic architecture of the future through outreach to the key emerging economies that are increasingly influential in the world economy, nations such as China, India, and Brazil. EEB has also played leading roles in shaping USG strategy in the G-8 and G-20, in the Asia Pacific Economic Cooperation (APEC) forum, as well as in such established international institutions as the IMF, World Bank, WTO, OECD, and the UN system. EEB has been at the forefront of the effort to develop a comprehensive U.S.-led strategy for ending global hunger, and for gaining support for the U.S. approach among partner nations. EEB has used innovative technologies to get the Department's and the Bureau's message out to relevant audiences, both at home and overseas.

Performance

This indicator measures both the number of jurisdictions allowing the commercial use of agricultural biotechnology and the quantitative impact of such decisions, thus serving as a yardstick for market access.

D&CP – BUREAU OF ECONOMIC, ENERGY, AND BUSINESS AFFAIRS

STRATEGIC GOAL: PROMOTING ECONOMIC GROWTH AND PROSPERITY						
Strategic Priority	Agriculture					
Bureau Goal	Open Markets and Create Opportunities for U.S. Goods and Services					
Indicator	NEW INDICATOR: Number of additional countries allowing commercial use of agricultural biotechnology and percent increase in global acreage of biotech crops under cultivation.					
FY 2006 Result	FY 2007 Result	FY 2008 Result	FY 2009 Result	FY 2009 Target	FY 2010 Target	FY 2011 Target
1 country; 13 percent	2 countries; 12 percent	2 countries; 9.4 percent ◁▷ Improved But Not Met	Data available in FY 2010 Data Not Yet Available, No Rating	1 country; 12 percent	1 country; 12 percent	1 country; 10 percent
Impact	Rating and Results not available to determine Impact.					
Methodology	The Department has used information provided by the International Service for the Acquisition of Agri-Biotech Applications (ISAAA) for several years and has confidence in the validity and accuracy of its reports but has no independent means of verifying the data.					
Data Source and Quality	International Service for the Acquisition of Agri-Biotech Applications (ISAAA). The Data Quality Assessment revealed no significant data limitations. Expected data availability: February 2010.					

The number of countries able and willing to meet the criteria for the intensified focus and increased investments that will characterize Phase 2 of the Administration's food security initiative will reflect the overall progress of the initiative.

STRATEGIC GOAL: PROMOTING ECONOMIC GROWTH AND PROSPERITY						
Strategic Priority	Agriculture					
Bureau Goal	Indicator is a department level measure and was developed outside of bureau strategic planning process					
Indicator	NEW INDICATOR: Number of countries that meet criteria for Food Security Phase 2 funding.					
FY 2006 Result	FY 2007 Result	FY 2008 Result	FY 2009 Result	FY 2009 Target	FY 2010 Target	FY 2011 Target
N/A New Indicator, No Rating	N/A New Indicator, No Rating	N/A New Indicator, No Rating	Data Not Yet Available New Indicator, No Rating	Baseline year	0 - Phase 2 to begin 2011	2-3
Impact	Rating and result not available to determine impact.					
Methodology	The specific criteria for Phase 2 countries have not yet been established.					
Data Source and Quality	Department and other U.S. Government officials. The Data Quality Assessment revealed no significant data limitations.					

This indicator serves as an index of the quality of economic governance in developing countries and thus provides an indirect measure of the degree of economic opportunity present in such countries.

D&CP – BUREAU OF ECONOMIC, ENERGY, AND BUSINESS AFFAIRS

STRATEGIC GOAL: PROMOTING ECONOMIC GROWTH AND PROSPERITY						
Strategic Priority	Economic Opportunity					
Bureau Goal	Indicator is a department level measure and was developed outside of bureau strategic planning process					
Indicator	NEW INDICATOR: Median number of days required to start a business in countries that are not members of the Organization for Economic Co-operation and Development; median cost of starting a business as a percentage of per capita income in those countries.					
FY 2006 Result	FY 2007 Result	FY 2008 Result	FY 2009 Result	FY 2009 Target	FY 2010 Target	FY 2011 Target
N/A New Indicator, No Rating	N/A New Indicator, No Rating	N/A New Indicator, No Rating	26 days, 20% New Indicator, No Rating	Baseline Year	25 days; 19%	24 days; 18%
Impact	N/A - new indicator					
Methodology	Bureau of Economic, Energy & Business Affairs (EEB) has confidence in the World Bank's research quality and methodology but has no independent means of verification of its results					
Data Source and Quality	World Bank publication. The Data Quality Assessment revealed no significant data limitations.					

Countries unable to meet their external financial obligations and seeking debt restructuring agreements at the Paris Club are required to pursue reform programs supported and/or monitored by the International Monetary Fund (IMF). Successful implementation of such reform programs is an important element of the restoration of financial stability for such countries.

STRATEGIC GOAL: PROMOTING ECONOMIC GROWTH AND PROSPERITY						
Strategic Priority	Macroeconomic Foundation for Growth					
Bureau Goal	Indicator is a department level measure and was developed outside of bureau strategic planning process					
Indicator	NEW INDICATOR: Financial Stability Improvement Ratio - Percentage of countries with active debt relief agreements with Paris Club creditors that have an active International Monetary Fund program or have successfully completed it, and do not have protracted arrears to international creditors.					
FY 2006 Result	FY 2007 Result	FY 2008 Result	FY 2009 Result	FY 2009 Target	FY 2010 Target	FY 2011 Target
84 percent	84 percent [Baseline]	87 percent ▲ Above Target	85% ▲ Above Target	75 percent	80 percent	85 percent
Reason for Exceeding Target	Indicator is moderately above target and is in line with recent performance.					
Impact	Countries unable to meet their external financial obligations and which request debt restructuring at the Paris Club are required to implement reform programs supported or monitored by the IMF. Successful implementation of such reform programs is an important element in the restoration of financial stability for such countries.					
Methodology	Data are obtained directly from participating Department or other USG officials and from the IMF itself.					

Data Source and Quality	Department officials participating in Paris Club negotiations provided information on the number of countries seeking debt relief from the Paris Club. The IMF Executive Board provided information on the successful conclusion of IMF reform programs. The Data Quality Assessment revealed no significant data limitations.

The World Bank Institute's Regulatory Quality Estimate, one of six World Governance Indicators, serves as a measure of the quality of economic governance and conditions facing private sector businesses. It thus serves as a proxy for the favorability of the business environment for the private sector.

STRATEGIC GOAL: PROMOTING ECONOMIC GROWTH AND PROSPERITY						
Strategic Priority	Private Sector Competitiveness					
Bureau Goal	Indicator is a department level measure and was developed outside of bureau strategic planning process					
Indicator	NEW INDICATOR: Median World Bank Regulatory Quality Estimate for developing countries.					
FY 2006 Result	FY 2007 Result	FY 2008 Result	FY 2009 Result	FY 2009 Target	FY 2010 Target	FY 2011 Target
-0.31 New Indicator, No Rating	-0.30 New Indicator, No Rating	-0.32 New Indicator, No Rating	N/A - New Indicator New Indicator, No Rating	N/A - New indicator	-.30 (range -2.5 to +2.5)	-.29 (range -2.5 to +2.5)
Impact	N/A					
Methodology	The World Bank Institute's World Governance Indicators combine the views of enterprise, citizen, and expert survey respondents in industrial and developing countries. The data underlying the aggregate indicators are drawn from a variety of survey institutes, think tanks, NGOs, and international organizations.					
Data Source and Quality	World Bank Institute: http://info.worldbank.org/governance/wgi/index.asp. Data quality assessment revealed no significant data limitations. However, the Department has no independent means of verifying the data or methodology used in compiling data from external sources.					

This indicator provides a measure of the availability of non-oil energy sources on world markets.

STRATEGIC GOAL: PROMOTING ECONOMIC GROWTH AND PROSPERITY						
Strategic Priority	Energy Security					
Bureau Goal	Indicator is a department level measure and was developed outside of bureau strategic planning process					
Indicator	NEW INDICATOR: Percentage of world energy supplies from non-oil sources.					
FY 2006 Result	FY 2007 Result	FY 2008 Result	FY 2009 Result	FY 2009 Target	FY 2010 Target	FY 2011 Target
63.5 percent New Indicator, No Rating	64.2 percent New Indicator, No Rating	64.7 percent New Indicator, No Rating	65.4 percent [Baseline] New Indicator, No Rating	Baseline Year	65.6 percent	65.8 percent
Impact	Growing availability and use of non-oil energy sources reduces U.S. and world reliance on oil.					

Methodology	Data source and methodology: U.S. Department of Energy, Energy Information Administration, World Energy Projections Plus, May 2009 (http://www.eia.doe.gov/oiaf/ieo/world.html)
Data Source and Quality	US Department of Energy - Energy Information Administration projections. The Data Quality Assessment revealed no significant data limitations.

The indicator below reflects U.S. and international progress towards achieving greater efficiencies in energy consumption. The State Department is supporting a multitude of international efforts designed to mitigate climate change and improve U.S. energy security. Both of these issues require major economies to slow the growth of energy consumption through greater efficiencies by 2020. While the FY 2011 target shows continued growth consistent with a recovering global economy, the long-term goal of the U.S. is to show a decline in energy use relative to the growth in Gross Domestic Product (GDP) and a reduced rate of consumption growth per capita throughout the next decade and beyond.

STRATEGIC GOAL: PROMOTING ECONOMIC GROWTH AND PROSPERITY						
Strategic Priority	Energy Security					
Bureau Goal	Indicator is a department level measure and was developed outside of bureau strategic planning process					
Indicator	NEW INDICATOR: Energy consumption per capita in OECD countries measured in million British Thermal Units (BTUs).					
FY 2006 Result	FY 2007 Result	FY 2008 Result	FY 2009 Result	FY 2009 Target	FY 2010 Target	FY 2011 Target
205.67M BTUs New Indicator, No Rating	208.09M BTUs New Indicator, No Rating	206.65M BTUs (projected) New Indicator, No Rating	203.08M BTUs (projected) Data Not Yet Available, No Rating	[Baseline Year]	202.58M BTUs	203.70M BTUs
Impact	Achieving greater efficiencies in energy consumption is one of the principal lines of effort in U.S. energy security policy.					
Methodology	Data source and methodology: U.S. Department of Energy, Energy Information Administration, World Energy Projections Plus, May 2009 (http://www.eia.doe.gov/oiaf/ieo/world.html)					
Data Source and Quality	U.S. Department of Energy (energy use) and Organization for Economic Cooperation and Development (OECD population). Baseline DOE data on OECD area energy consumption runs only through 2007. Values for 2008 and 2009 are based on DOE and OECD projections. Data quality assessment revealed no significant limitations.					

Justification of Request

The Department's FY 2011 request of $38.9 million includes increases to maintain current services and support several key initiatives. A total increase of $0.6 million and 2 positions is requested compared to the FY 2010 base of $38.3 million and 213 positions for the program. Within the requested increase of $0.4 million will support statutory pay raises, inflation, and increased facility costs, etc, to maintain the FY 2010 level of activity.

The requested increase will fund the following positions:

Foreign Affairs Officer – Investment Affairs

In 2008, the House Foreign Affairs Committee (HFAC) requested that EEB testify on the State Department's ability to prevent and/or respond to investment disputes between American businesses and foreign governments or individuals. The addition of this position will give EEB the latitude to balance workloads within the office to meet demands on the office for leadership of U.S. investment policy in multilateral and bilateral investment treaty negotiations. This position would meet EEB's strategic goal of promoting economic prosperity at home and abroad by advancing the USG's Open Economy Policy, which notes that "a free and open international investment regime is vital for a stable and growing economy." This Foreign Affairs Officer would be responsible for coordinating the annual production and publication of the Investment Climate Statement. Better reporting on foreign governments regulation of foreign investment would directly support EEB's expanding bilateral investment treaty negotiations (e.g., China and India) and expanding strategic dialogues which include regulation of foreign investment (e.g., China, India, Brazil and Russia.) The officer would also be tasked with modernizing and maintaining the ICS website with the goal of making it more accessible and user-friendly to the public.

Cybersecurity Specialist

A new position in the Office of Multilateral Affairs (CIP/MA) is requested to handle increased cybersecurity workload that will occur as a result of the Administration's new initiative to improve the nation's cybersecurity. A sixty-day review of U.S. cyberspace policy was a first step in this initiative. The review, which was released on May 22, found that the U.S. needs to increase its international engagement in cybersecurity. The Administration has announced the creation of a new office in the White House to coordinate national cybersecurity efforts. The Executive Office of the President has created an Interagency Policy Committee (IPC) with five sub-IPCs. CIP/MA is the entity within the State Department that has the statutory responsibility to coordinate U.S. international telecommunications policy, including cybersecurity policy. Consequently, in the international economic area, CIP/MA expects that its workload will increase substantially in order to achieve the cybersecurity goals of the new administration.

Resource Summary

	Positions				Funds ($ in thousands)		
	American			Pos	Bureau	American	Funds
	Domestic	Overseas	FSN	Total	Managed	Salaries	Total
FY 2009 Actual	209	0	0	209	6,604	30,737	37,341
FY 2010 Estimate	213	0	0	213	7,295	31,051	38,346
FY 2011 Built-in Changes							
Annualization of FY 2010 COLA	0	0	0	0	4	142	146
Domestic Inflation	0	0	0	0	61	0	61
FY 2011 American COLA	0	0	0	0	18	178	196
Total Built-in Changes	0	0	0	0	83	320	403
FY 2011 Current Services	213	0	0	213	7,378	31,371	38,749
FY 2011 Program Changes							
Foreign Affairs Officer - FSO	1	0	0	1	0	67	67
Cyber Security - GS	1	0	0	1	0	114	114
Total Program Changes	2	0	0	2	0	181	181
FY 2011 Request	215	0	0	215	7,378	31,552	38,930

D&CP – BUREAU OF ECONOMIC, ENERGY, AND BUSINESS AFFAIRS

Staff by Program Activity

(positions)

Bureau of Economic, Energy, and Business Affairs	FY 2009 Actual	FY 2010 Enacted	FY 2011 Request	Increase / Decrease
Conduct of Diplomatic Relations	178	183	184	1
Domestic Administrative Support	9	9	13	4
Information Resource Management	5	4	2	(2)
Policy Formulation	14	14	9	(5)
Public Diplomacy	3	3	7	4
Total	**209**	**213**	**215**	**2**

Funds by Program Activity

($ in thousands)

Bureau of Economic, Energy, and Business Affairs	FY 2009 Actual	FY 2010 Enacted	FY 2011 Request	Increase / Decrease
Conduct of Diplomatic Relations	31,656	33,135	33,753	618
Counter-Terrorism Programs	120	120	123	3
Domestic Administrative Support	1,323	1,317	1,352	35
Information Resource Management	1,320	1,119	596	(523)
Policy Formulation	2,399	2,129	2,574	445
Public Diplomacy	512	526	532	6
Total	**37,330**	**38,346**	**38,930**	**584**

D&CP – BUREAU OF ECONOMIC, ENERGY, AND BUSINESS AFFAIRS

Program Activities

Department Of State	Positions				Funds ($ in thousands)		
	American			Pos	Bureau	American	Funds
	Domestic	Overseas	FSN	Total	Managed	Salaries	Total
Conduct of Diplomatic Relations	**184**	**0**	**0**	**184**	**6,484**	**27,269**	**33,753**
Bureau Direction	184	0	0	184	0	0	0
Economic/Trade Affairs	0	0	0	0	6,484	0	6,484
Counter-Terrorism Programs	**0**	**0**	**0**	**0**	**123**	**0**	**123**
Economic/Trade Affairs	0	0	0	0	123	0	123
Domestic Administrative Support	**13**	**0**	**0**	**13**	**204**	**1,148**	**1,352**
Domestic Administrative Management	13	0	0	13	0	0	0
Information Resource Management	**2**	**0**	**0**	**2**	**157**	**439**	**596**
Infrastructure Systems	2	0	0	2	0	0	0
Policy Formulation	**9**	**0**	**0**	**9**	**383**	**2,191**	**2,574**
Public Diplomacy - Program Costs	9	0	0	9	0	0	0
Public Diplomacy	**7**	**0**	**0**	**7**	**27**	**505**	**532**
Public Diplomacy - Program Costs	4	0	0	4	0	0	0
Total	**215**	**0**	**0**	**215**	**7,378**	**31,552**	**38,930**

Staff by Domestic Organization Unit

(positions)

Bureau of Economic, Energy, and Business Affairs	FY 2009 Actual	FY 2010 Enacted	FY 2011 Request	Increase / Decrease
Caspian Basin Energy Diplomacy	1	4	5	1
Coordinator for Business Affairs	8	9	8	(1)
Deputy Assistant Secretary for Energy, Sanctions, & Commodities	28	28	26	(2)
Deputy Assistant Secretary for International Communications & Info Policy	28	28	24	(4)
Deputy Assistant Secretary for International Finance and Development	35	35	34	(1)
Deputy Assistant Secretary for Trade Policy and Programs	55	55	55	0
Deputy Assistant Secretary for Transportation Affairs	23	23	15	(8)
Office of the Assistant Secretary	22	22	33	11
Policy Analysis and Public Diplomacy	9	9	15	6
Total	**209**	**213**	**215**	**2**

D&CP – BUREAU OF ECONOMIC, ENERGY, AND BUSINESS AFFAIRS

Funds by Domestic Organization Unit

($ in thousands)

Bureau of Economic, Energy, and Business Affairs	FY 2009 Actual	FY 2010 Enacted	FY 2011 Request	Increase / Decrease
Caspian Basin Energy Diplomacy	401	894	598	(296)
Coordinator for Business Affairs	1,768	1,972	1,967	(5)
Deputy Assistant Secretary for Energy, Sanctions, & Commodities	4,964	5,377	5,550	173
Deputy Assistant Secretary for International Communications & Info Policy	4,798	5,100	5,321	221
Deputy Assistant Secretary for International Finance and Development	5,660	5,811	5,945	134
Deputy Assistant Secretary for Trade Policy and Programs	9,904	9,662	10,065	403
Deputy Assistant Secretary for Transportation Affairs	3,633	3,727	3,552	(175)
Office of the Assistant Secretary	4,754	4,352	4,751	399
Policy Analysis and Public Diplomacy	1,448	1,451	1,181	(270)
Total	**37,330**	**38,346**	**38,930**	**584**

Funds by Object Class

($ in thousands)

Bureau of Economic, Energy, and Business Affairs	FY 2009 Actual	FY 2010 Enacted	FY 2011 Request	Increase / Decrease
1100 Personnel Compensation	25,811	27,027	27,394	367
1200 Personnel Benefits	5,345	4,626	4,788	162
2100 Travel & Trans of Persons	2,208	2,526	2,495	(31)
2200 Transportation of Things	16	16	16	0
2300 Rents, Comm & Utilities	718	795	726	(69)
2400 Printing & Reproduction	64	63	53	(10)
2500 Other Services	2,337	2,199	2,502	303
2600 Supplies and Materials	408	647	549	(98)
3100 Personal Property	423	447	407	(40)
Total	**37,330**	**38,346**	**38,930**	**584**

This page intentionally left blank.

D&CP – BUREAU OF INTELLIGENCE AND RESEARCH

Resource Summary

($ in thousands)

Appropriations	FY 2009 Actual	FY 2010 Enacted	FY 2011 Request	Increase / Decrease
Positions	315	330	337	7
Funds	60,098	64,044	65,889	1,845

Program Description

The Bureau of Intelligence and Research (INR) is the intelligence component of the Department of State. INR provides all-source intelligence support to the Secretary of State and other State Department policymakers, including ambassadors, special negotiators, country directors, and desk officers. The INR Assistant Secretary is responsible for intelligence analysis, policy, and coordination of intelligence activities in support of diplomacy.

The Secretary's global agenda determines INR's priorities. INR civil service and foreign service officers analyze information from all sources. From pirates in Somalia and North Korean missile launches, to narco-violence in Mexico, new cyber threats, and infectious diseases – INR provides policymakers with up-to-the-minute information on fast breaking events and analyzes longer trends and emerging issues.

INR ensures that intelligence informs wise foreign policy decisions and that intelligence activities support America's foreign policy objectives. Its ability to carry out that mission rests on three pillars:

All-Source Analysis: Through timely, tailored analytic assessments, briefings, maps, opinion research, and other work, INR provides diplomats with intelligence and analysis that informs their thinking and decisions.

Intelligence Policy and Coordination: The Bureau injects the Department's perspective into the collection of intelligence and intelligence-related activities to ensure they support U.S. foreign policy and reflect the Department's needs.

Analytic Outreach: INR is the Executive Agent for Analytic Outreach for the Intelligence Community (IC). Its program of workshops, seminars, and studies infuses into INR analysis and policymaker calculus the perspectives of outside experts from the private sector, academia, and non-governmental organizations on the most challenging foreign policy and intelligence issues of the day.

INR is the Department's principal liaison with the Office of the Director of National Intelligence (ODNI). Since the creation of the ODNI, there have been many changes in the IC – more attention to customer needs, new standards for information sharing, and initiatives regarding analytic standards. INR participates in a wide variety of working groups and committees, and INR analysts participate in the drafting of IC assessments and analyses, including the President's Daily Briefing.

Priorities in FY 2011 include:

- Track and analyze issues that may undermine efforts to promote peace and security such as terrorism, the spread of WMD, and trafficking in humans and illicit drugs;
- Provide all-source analyses and assessments that examine trends in governance, democracy, and human rights and assess domestic policies and leadership performance in countries of interest;
- Lead the coordination of cyber-space activities within the State Department;

- Serve as the Executive Agent of the Director of National Intelligence to promote, facilitate, and implement outreach to non-USG experts to inform the IC's analytic work;
- Play a key role in the IC to optimize intelligence collection and requirements so that current and future diplomatic information needs are met, resulting in enhanced intelligence support for policymakers;
- Serve as a leader in the USG for foreign public opinion research to inform the USG's public diplomacy initiatives;
- Increase collaboration and information sharing on humanitarian issues and complex emergencies worldwide through the interagency-staffed center Humanitarian Information Unit;
- Strengthen analytic tradecraft to produce more cogent and accurate assessments;
- Create and maintain a diverse and agile workforce through recruitment, training, and professional development in support of the national security mission; and
- Enhance protection of sensitive compartmented information whether it resides on paper or in electronic media.

Justification of Request

The Department's FY 2011 request of $65.889 million for the Bureau of Intelligence and Research includes increases to maintain current services and support a number of key initiatives. An increase of $772,000 for statutory pay raises, domestic inflation, and step increases maintains the FY 2010 level of activity.

American Direct Hire Positions: $773,000 including 7 positions

An increase of $773,000 for 7 positions (7 Domestic Civil Service) are requested, compared to the FY 2010 base of $64.0 million including 330 positions. These positions would result in additional foreign affairs expertise to support the intelligence needs of the Secretary of State. Specifically, the new positions would be used to provide more in-depth analytic coverage on counterterrorism issues and provide warning of anti-U.S. terrorism threats abroad. INR will expand its analysis and international outreach on cyber security issues, a growing concern across the U.S. Government. The augmentation will enhance coordination of sensitive intelligence programs on behalf of the Department and facilitate senior policy reviews, which will in turn strengthen protection of sensitive national security information by enhancing security systems and procedures.

IT Sharing Initiative: $300,000

An increase of $300,000 is requested for an INR multi-agency IT Information Sharing initiative.

Resource Summary

	Positions				Funds ($ in thousands)		
	American			Pos	Bureau	American	Funds
	Domestic	Overseas	FSN	Total	Managed	Salaries	Total
FY 2009 Actual	315	0	0	315	16,119	43,979	60,098
FY 2010 Estimate	330	0	0	330	17,886	46,158	64,044
FY 2011 Built-in Changes							
Annualization of FY 2010 COLA	0	0	0	0	14	208	222
Domestic Inflation	0	0	0	0	176	0	176

D&CP – BUREAU OF INTELLIGENCE AND RESEARCH

	Positions				Funds ($ in thousands)		
	American			Pos	Bureau	American	Funds
	Domestic	Overseas	FSN	Total	Managed	Salaries	Total
FY 2011 American COLA	0	0	0	0	56	256	312
Overseas Price Inflation	0	0	0	0	62	0	62
Total Built-in Changes	0	0	0	0	308	464	772
FY 2011 Current Services	330	0	0	330	18,194	46,622	64,816
FY 2011 Program Changes							
IT Information Sharing	0	0	0	0	300	0	300
Security Enhancement	3	0	0	3	40	234	274
HR Specialist	1	0	0	1	13	64	77
Cyber Security	3	0	0	3	166	256	422
Total Program Changes	7	0	0	7	519	554	1,073
FY 2011 Request	337	0	0	337	18,713	47,176	65,889

Staff by Program Activity

(positions)

Bureau of Intelligence and Research	FY 2009 Actual	FY 2010 Enacted	FY 2011 Request	Increase / Decrease
Conduct of Diplomatic Relations	279	289	294	5
Intelligence and Research	279	289	294	5
Domestic Administrative Support	15	20	22	2
Domestic Administrative Management	6	9	10	1
Domestic Financial Services	4	5	5	0
Domestic General Services	2	3	3	0
Domestic Personnel Services	3	3	4	1
Information Resource Management	10	10	10	0
Corporate Information Systems and Services	10	10	10	0
Policy Formulation	11	11	11	0
Bureau Direction	11	11	11	0
Total	**315**	**330**	**337**	**7**

D&CP – BUREAU OF INTELLIGENCE AND RESEARCH

Funds by Program Activity

($ in thousands)

Bureau of Intelligence and Research	FY 2009 Actual	FY 2010 Enacted	FY 2011 Request	Increase / Decrease
Conduct of Diplomatic Relations	41,292	44,209	44,999	1,030
Intelligence and Research	41,292	43,969	44,999	1,030
Domestic Administrative Support	2,703	3,106	3,366	260
Domestic Administrative Management	997	1,208	1,351	143
Domestic Financial Services	572	666	666	16
Domestic General Services	434	523	539	16
Domestic Personnel Services	700	709	794	85
Information Resource Management	8,793	9,508	9,943	435
Corporate Information Systems and Services	8,091	8,873	9,125	395
Infrastructure Systems	702	635	818	40
Policy Formulation	1,788	1,582	1,833	11
Bureau Direction	1,788	1,582	1,833	11
Public Diplomacy	5,522	5,639	5,748	109
Public Diplomacy - Program Costs	5,522	5,639	5,748	109
Total	**60,098**	**64,044**	**65,889**	**1,845**

D&CP – BUREAU OF INTELLIGENCE AND RESEARCH

Program Activities

	Positions				Funds ($ in thousands)		
	American			Pos	Bureau	American	Funds
Department Of State	Domestic	Overseas	FSN	Total	Managed	Salaries	Total
Conduct of Diplomatic Relations	**294**	**0**	**0**	**294**	**3,647**	**41,352**	**45,126**
Intelligence and Research	294	0	0	294	3,647	41,352	45,126
Domestic Administrative Support	**22**	**0**	**0**	**22**	**577**	**2,789**	**3,164**
Domestic Administrative Management	10	0	0	10	117	1,234	1,246
Domestic Financial Services	5	0	0	5	8	658	666
Domestic General Services	3	0	0	3	155	370	525
Domestic Personnel Services	4	0	0	4	297	497	727
Information Resource Management	**10**	**0**	**0**	**10**	**8,498**	**1,487**	**9,985**
Corporate Information Systems and Services	10	0	0	10	7,680	1,445	9,333
Infrastructure Systems	0	0	0	0	652	0	652
Policy Formulation	**11**	**0**	**0**	**11**	**243**	**1,590**	**1,866**
Bureau Direction	11	0	0	11	243	1,590	1,866
Public Diplomacy	**0**	**0**	**0**	**0**	**5,748**	**0**	**5,748**
Public Diplomacy - Program Costs	0	0	0	0	5,748	0	5,748
Total	**337**	**0**	**0**	**337**	**18,713**	**47,176**	**65,889**

D&CP – BUREAU OF INTELLIGENCE AND RESEARCH

Staff by Domestic Organization Unit

(positions)

Bureau of Intelligence and Research	FY 2009 Actual	FY 2010 Enacted	FY 2011 Request	Increase / Decrease
Assistant Secretary for Intelligence & Research	7	7	7	0
Deputy Assistant Secretary for Analysis and Information Management	3	3	3	0
Deputy Assistant Secretary for Intelligence Policy and Coordination	1	1	1	0
INR Watch (INR/WATCH)	14	14	14	0
Office of Analysis for Africa (INR/AF)	12	13	13	0
Office of Analysis for East Asia & Pacific	20	21	21	0
Office of Analysis for Europe (INR/EUR)	18	18	18	0
Office of Analysis for Near East & South Asia	20	20	20	0
Office of Analysis for Russia and Eurasia	22	22	22	0
Office of Analysis for Terrorism, Narcotics and Crime	19	20	21	1
Office of Analysis for Western Hemisphere Affairs (INR/WHA)	13	14	14	0
Office of Counter-Intelligence and Consular Support (INR/CCS)	6	6	6	0
Office of Cyber Affairs (INR/CYBER)	2	4	7	3
Office of Economic Analysis	21	22	22	0
Office of Intelligence Operations (INR/OPS)	6	6	7	1
Office of Opinion Research (INR/OPN)	40	40	40	0
Office of Outreach (INR/OTR)	10	10	10	0
Office of Publications	6	6	6	0
Office of Strategic, Proliferation and Military Issues	16	18	18	0
Office of Technical Collection Affairs (INR/TCA)	10	11	11	0
Office of the Executive Director	25	30	32	2
Office of the Geographer and Global Issues	22	22	22	0
Principal DAS for Intelligence & Research	2	2	2	0
Total	**315**	**330**	**337**	**7**

D&CP – BUREAU OF INTELLIGENCE AND RESEARCH

Funds by Domestic Organization Unit

($ in thousands)

Bureau of Intelligence and Research	FY 2009 Actual	FY 2010 Enacted	FY 2011 Request	Increase / Decrease
Assistant Secretary for Intelligence & Research	1,198	2,220	2,244	24
Deputy Assistant Secretary for Analysis and Information Management	433	382	397	15
Deputy Assistant Secretary for Intelligence Policy and Coordination	148	151	152	1
INR Watch (INR/WATCH)	2,130	2,171	2,183	12
Office of Analysis for Africa (INR/AF)	1,884	2,003	2,027	23
Office of Analysis for East Asia & Pacific	2,943	3,098	2,898	18
Office of Analysis for Europe (INR/EUR)	2,772	2,825	2,841	16
Office of Analysis for Near East & South Asia	2,825	2,880	2,898	18
Office of Analysis for Russia and Eurasia	3,193	3,256	3,277	21
Office of Analysis for Terrorism, Narcotics and Crime	2,771	2,907	3,031	124
Office of Analysis for Western Hemisphere Affairs (INR/WHA)	1,915	2,094	2,106	12
Office of Counter-Intelligence and Consular Support (INR/CCS)	866	883	887	4
Office of Cyber Affairs (INR/CYBER)	458	631	1083	452
Office of Economic Analysis	3,097	3,253	3,288	35
Office of Intelligence Operations (INR/OPS)	907	925	1,029	104
Office of Opinion Research (INR/OPN)	11,152	11,378	11,523	145
Office of Outreach (INR/OTR)	1,784	1,813	1,826	13
Office of Publications	871	888	892	4
Office of Strategic, Proliferation and Military Issues	2,358	2,583	2,626	43
Office of Technical Collection Affairs (INR/TCA)	1,502	1,629	1,655	26
Office of the Executive Director	10,716	11,836	12,519	683
Office of the Geographer and Global Issues	3,878	3,935	3,968	33
Principal DAS for Intelligence & Research	297	303	304	10
Total	**60,098**	**64,044**	**65,889**	**1,845**

D&CP – BUREAU OF INTELLIGENCE AND RESEARCH

Funds by Object Class

($ in thousands)

Bureau of Intelligence and Research	FY 2009 Actual	FY 2010 Enacted	FY 2011 Request	Increase / Decrease
1100 Personnel Compensation	32,024	33,517	34,250	733
1200 Personnel Benefits	12,774	13,470	13,754	284
2100 Travel & Trans of Persons	803	806	837	31
2300 Rents, Comm & Utilities	704	708	748	40
2400 Printing & Reproduction	420	422	435	13
2500 Other Services	12,264	14,008	14,696	688
2600 Supplies and Materials	690	693	710	17
3100 Personal Property	419	420	459	39
Total	**60,098**	**64,044**	**65,889**	**1,845**

D&CP – BUREAU OF AFRICAN AFFAIRS

Resource Summary

($ in thousands)

Appropriations	FY 2009 Actual	FY 2010 Enacted	FY 2011 Request	Increase / Decrease
Positions	1,279	1,290	1,327	37
Funds	313,640	362,853	389,851	26,998

* The proposal to increase retention of fee revenues will provide additional funds for support of consular functions.

Program Description

The Bureau of African Affairs (AF) is the State Department's second largest regional bureau. It promotes the Administration's foreign policy priorities in 48 countries in sub-Saharan Africa through 43 U.S. embassies and five constituent posts located in Cape Town, Durban, Johannesburg, Juba, and Lagos. AF's FY 2011 budget request addresses key foreign policy initiatives and development challenges across Africa by focusing on the following five overarching policy priorities: 1) strengthening democratic institutions and the rule of law; 2) encouraging long-term development and growth, including support for the reduction of hunger and poverty through a comprehensive approach to food security; 3) enhancing access to quality health care and education; 4) assisting in the prevention, mitigation, and resolution of conflicts; and 5) working with Africans to address old and new transnational challenges, including mitigating the impact of climate change and promoting clean and renewable energy, preventing narcotics trafficking, reducing the threat of terrorism, and improving maritime security. In order to achieve these goals, the Africa Bureau will need additional human, physical, and financial resources.

AF works with its African partners to increase democracy, good governance, and respect for the rule of law; promote sustainable economic development; and encourage expanded trade and investment. AF also devotes major efforts to the prevention, mitigation, and resolution of crises and conflicts by promoting peace and security, supporting African conflict mediation, and managing programs to strengthen African capacity to carry out peacekeeping and counterterrorism operations. Countering transnational threats, especially the spread of HIV/AIDS and other infectious diseases, is a priority, as are continued concerns over narcotics, crime, and environmental degradation, all of which undermine stability and hamper prospects for economic growth.

The policy initiatives summarized above advance U.S. interests and recognize freedom, prosperity, and security as benchmarks for success in the U.S./African partnership of the 21st century.

Governing Justly and Democratically

The Department and USAID will continue to work in partnership with African governments and civil society organizations to strengthen their democratic institutions and to protect the democratic gains they have made. To support these efforts, the Bureau will work to combat corruption, abusive government, human rights violations, and encourage the development of independent judiciaries, strong legislative bodies, robust civil societies, and transparent elections. Special emphasis will continue to be placed on strengthening the electoral infrastructure in Africa since elections in many countries have become flash points for conflict.

In the past five years alone, there have been more than 70 elections in Africa. Almost three-quarters of sub-Saharan nations are now classified by Freedom House as "Free" or "Partly Free," up from less than half in 1990. The significant flaws in the Kenyan elections in December 2007 and the civil

protest afterwards, coupled with recent coups in Mauritania and Guinea, underscore the fragility of political governance in the region and the need to remain engaged.

Economic Growth

According to the IMF, sub-Saharan Africa's (SSA's) economic growth in real per capita income was over 3 percent in 2009 – up significantly from negative rates of growth in the 1980s and 1990s. The IMF also notes that growth in SSA in 2010 should be close to 5 percent however after 2010, the Fund expects that growth in SSA will contract significantly by 1.4 percent in 2011, with a slight, but still negative improvement of -0.7 percent in 2012.

Over the next two years, AF will focus on supporting Africa's entrepreneurs to transform the continent's natural endowments into prosperity for its people, and encourage domestic reforms to support small- and medium-sized businesses using development assistance as a catalyst.

One of the Bureau's key foreign policy priorities is to stimulate Africa's economic development and growth with a focus on stimulating private sector development, increasing Africa's trade competitiveness, and increasing integration within Africa itself and in the global economy. With increasingly more reforms of business regulations in Africa occurring annually, researchers report that many countries are getting inspiration from their neighbors about how to reform. Countries in the region are committing to reform agendas that make it easier to do business.

Investing in People

The President's Emergency Plan for HIV/AIDS Relief (PEPFAR) is a robust initiative that is showing impressive results to combat this deadly disease. In 2003, PEPFAR was launched as the largest commitment by any nation to combat a single disease in history. From 2003-2008, the U.S. provided $18.8 billion in funding for prevention, treatment, and care programs serving millions. The President's Malaria Initiative (PMI) committed $1.2 billion to implement malaria control interventions in 15 focus countries in sub-Saharan Africa with the goal of reducing mortality by 50 percent. Through PMI, the Bureau expanded coverage of highly effective malaria prevention and treatment measures to the most vulnerable populations – children under 5 years of age and pregnant women. To build on these global health successes, the President in May, 2009, announced the launch of the Global Health Initiative, a 5-year, $63 billion commitment that will improve health outcomes through focusing on women and girls, increasing impact through strategic integration and coordination, strengthening and leveraging multilateral institutions, encouraging country ownership, building sustainability through health systems strengthening, improving monitoring and evaluation, and promoting research and innovation.

The Africa Bureau's FY 2011 foreign assistance request directly advances key Administration priorities in the areas of health (including HIV/AIDS and malaria), food security, global climate change, democracy and governance, education, and trade. This budget request supports these programs and priorities.

The education of African children is vital to the continent's future. USG support to basic and higher education will continue to be a key factor in educating Africa's youth and providing the skills they need for a healthy and productive life.

Achieving Peace and Security

AF devotes significant resources to efforts to achieve peace and security to help end conflict in Africa and to mitigate other threats to stability. Confronting America's gravest threats of terrorism and proliferation of weapons of mass destruction requires strengthening willing partners in Africa, improving chances for democracy, and encouraging stable economies that allow free markets to take root.

The past seven years have seen the end of seven major conflicts: the Second Congo War in the Democratic Republic of Congo, Sierra Leone, Liberia, Cote d'Ivoire, North-South Sudan, Burundi, and Angola. In northern Uganda, most of the 1.8 million internally displaced persons have returned to their homes owing to enhanced local development and security. Although conflicts are ongoing in Somalia, Darfur and Chad, and the current peace is fragile in several other places, the trend in Africa is toward the resolution of conflict. More importantly, the capacity of African nations to deal with conflicts has improved. African peacekeepers are increasingly active not only in Africa but around the world. Further progress with Africa's Peace and Security Architecture is exemplified by the lead role of the African Union (AU) in helping to resolve and prevent African conflict, especially in Somalia (e.g. AMISOM deployment and political support to the Djibouti process). The U.S. also provides security and development support to assist Africa to definitively resolve conflicts, including through major military and police reform programs in Liberia, Democratic Republic of Congo, South Sudan and Somalia. Among positive outcomes for U.S. security assistance efforts: the deployment of the AMISOM has ensured the survival of the Transitional Federal Government (TFG) against negative extremist forces; standup of the Armed Forces of Liberia (AFL) has supported Liberia's continued migration away from conflict; and reform of Sudan Peoples Liberation Army (SPLA) and South Sudan Police Service (SSPS) has been critical to implementing Comprehensive Peace Agreement and a necessary (though not sufficient) condition for assuring stability in the South.

AF is managing the African Contingency Operations Training and Assistance program (part of the Global Peace Operations Initiative (GPOI), which provides peacekeeping training and equipment to 25 African partners. AF is also managing a program that provides equipment and logistics support to 5,300 peacekeepers deployed with AMISOM, and is managing security sector reform initiatives in Liberia, Democratic Republic of the Congo, Somalia, and (in conjunction with the Office of the Special Envoy for Sudan) Southern Sudan. These programs seek to build professional, effective security forces that respect the rule of law, human rights, and civilian control of the military. Africans are sharing the burden of international peace and security by supplying almost 30 percent of United Nations peacekeeping forces worldwide and all the forces for the 5,350-person AU Mission in Somalia (AMISOM), with seven countries – Ghana, Nigeria, Ethiopia, Rwanda, Senegal, Benin and South Africa – among the top 20 UN troop contributors.

Strengthening Consular and Management Capabilities

AF's management platform supports the personnel resources upon which the Bureau's foreign policy depends. This budget request provides funding to support the efficient operation of new embassy compounds being established in FY 2010 and early FY 2011. AF is eliminating administrative duplication through consolidation of USAID personnel into State's administrative platform, and increasing operational efficiencies through regionalization, process improvement, empowering Foreign Service Nationals, and expanding the use of technology.

The strength of the U.S. Government partnership with Africa is built on people-to-people ties. AF uses strategic and focused public diplomacy activities and initiatives to strengthen bonds between Americans and Africans and demonstrates a link between America's interests and Africa's progress.

Performance

This is a new indicator that uses social, political and economic data, as reflected in the Fund for Peace Failed States Index, to measure government capacity and vulnerability to conflict or collapse. Each country is rated on a scale of 1-10 on twelve indicators (with a score of 10 indicating the highest risk factor) and those scores are totaled. Countries scoring above 90 are rated as 'Critical;' those scoring above 60 are rated as 'In Danger;' those scoring above 30 are rated as 'Borderline;' countries scoring below 30 are rated as 'Stable.' The 'critical' category represents the least stable countries. For 2009, 22 sub-Saharan African countries are rated as 'critical.'

STRATEGIC GOAL: ACHIEVING PEACE AND SECURITY						
Strategic Priority	Conflict Prevention, Mitigation, and Response					
Bureau Goal	Countries in Sub-Saharan Africa are Free of Conflict					
Indicator	NEW INDICATOR: Number of countries in sub-Saharan Africa that are rated as 'critical' by the Fund for Peace Failed States Index.					
FY 2006 Result	FY 2007 Result	FY 2008 Result	FY 2009 Result	FY 2009 Target	FY 2010 Target	FY 2011 Target
15 countries	18 countries	20 countries [Baseline]	22 countries ▼ Below Target	18 countries	16 countries	14 countries
Steps to Improve	Expand security sector reform programs in states struggling to emerge from conflict. Work to professionalize military and civilian leadership and instill respect for human rights and civilian control of the military. Implement economic assistance strategies designed to reduce the potential for conflict and promote development in fragile states.					
Impact	The Failed States Index is a starting point for a discussion about why states fail and what should be done about them. Many of the countries being rated use the Index for self-assessment to gauge their own stability and performance on objective criteria and seek ways to improve their scores.					
Methodology	The Failed States Index is a collaboration between The Fund for Peace, an independent research organization, and Foreign Policy magazine. Using 12 indicators of state cohesion and performance, compiled through a close examination of more than 30,000 publicly available sources, 177 states were ranked in order from most to least at risk of failure. The 60 most vulnerable states are listed in the rankings.					
Data Source and Quality	Fund for Peace Failed States Index. The Data Quality Assessment revealed no significant data limitations.					

This is a new indicator that measures progress towards the adoption of principles of the rule of law in sub-Saharan Africa, taken from the World Bank Institute's Worldwide Governance Indicators (WGI). For 2008, the average percentile score for sub-Saharan Africa was 28.3 percent. The average percentile change for this indicator each year for the previous ten years has been 0.0625. Given this historical trend in the coming years gains are expected to be modest, although higher than the average. , We expect gains to be modest, although higher than the average, in the coming years.

STRATEGIC GOAL: GOVERNING JUSTLY AND DEMOCRATICALLY						
Strategic Priority	Rule of Law and Human Rights					
Bureau Goal	The Rule of Law and Democratic Institutions in Sub-Saharan Africa are Strengthened					
Indicator	NEW INDICATOR: Average percentile score for sub-Saharan Africa on the World Bank Institute's Worldwide Governance Rule of Law Indicator (Scale = 0 to 100 percent)					
FY 2006 Result	FY 2007 Result	FY 2008 Result	FY 2009 Result	FY 2009 Target	FY 2010 Target	FY 2011 Target
27.7 percent New Indicator, No Rating	28.6 percent New Indicator, No Rating	28.3 percent [Baseline] New Indicator, No Rating	Data available in mid-2010. New Indicator, No Rating	[Baseline]	28.9 percent.	29.2 percent.
Impact	Rating and Results not available to determine Impact.					
Methodology	The 2009 update of the WGI research project covers 212 countries and territories and measures six dimensions of governance, including Rule of Law. The data reflect the views on governance of public sector, private sector and NGO experts, as well as thousands of citizen and firm survey respondents worldwide (taken from 35 data sources provided by 33 different organizations).					
Data Source and Quality	World Bank Institute's Worldwide Governance Indicators (WGI). The Data Quality Assessment revealed no significant data limitations.					

Sub-Saharan Africa needs increased private sector investment, both foreign and domestic; to achieve high sustained rates of economic growth to reduce poverty on the continent. The region is largely disconnected from the global marketplace and the benefits that arise from trade. If Africa were to increase its share of world trade by just one percentage point, from its current two percent to three percent, it would generate additional export revenues of $70 billion annually, which is nearly three times the amount of annual assistance to sub-Saharan Africa from all donors. Increased external and intra-regional trade will have a significant positive impact on regional growth and development, including increased overall prosperity and economic opportunity.

Strategic Goal: Promoting Economic Growth and Prosperity						
Strategic Priority	Trade and Investment					
Bureau Goal	Africa's Share of Trade in the Global Market Place Increases					
Indicator	NEW INDICATOR: Level of two-way trade between the United States and sub-Saharan Africa, excluding U.S. energy-related imports.					
FY 2006 Result	FY 2007 Result	FY 2008 Result	FY 2009 Result	FY 2009 Target	FY 2010 Target	FY 2011 Target
$21.7 billion ▲ Above Target	$26.5 billion ▲ Above Target	$ 33.5 billion ▲ Above Target	$24.3 billion ▼ Below Target	$37 billion	$40 billion	$45 billion

Steps to Improve	The global financial crisis and resulting economic slowdown have decreased the volume of trade worldwide. Trade between the United States and sub-Saharan Africa has in turn been affected. The United States, as well as other donors, have taken steps to mitigate partially the effect of the downturn on Africa through additional foreign assistance. In addition, the U.S. government has continued and expanded efforts to promote trade and economic growth, through mechanisms such as the African Growth and Opportunity Act forum. The scope of the crisis, however, means that significant improvement in global trade may not occur until the global economy recovers.
Impact	Reduced international trade will likely slow economic growth in sub-Saharan Africa. The decline in international trade, and economic activity in Africa overall, will present a strong challenge to achieving U.S. goals on the continent. Lower growth will impact virtually all sectors of African economies and threaten to erase some gains in economic growth, living standards, and poverty reduction. These far-reaching effects will be difficult to counteract, but will elevate the importance of U.S. foreign assistance and diplomatic efforts in helping sub-Saharan countries achieve their development goals.
Methodology	Data is culled from information posted to the U.S. International Trade Commission's (USITC) website. Three reports are used: one each for imports and exports, which added together give total trade, and one for energy-related imports, to be subtracted from total trade. U.S. energy-related imports are excluded to provide information about the progress of export diversification.
Data Source and Quality	United States International Trade Commission. The Data Quality Assessment revealed no significant data limitations.

This is a new indicator that is not included in the FY 2011 Mission Strategic Plan (MSP) for Sudan. It uses social, political, and economic data, as reflected in the Fund for Peace Failed States Index, to measure government capacity and vulnerability to conflict or collapse. Each country is rated on a scale of 1-10 on 12 indicators (with a score of 10 indicating the highest risk factor) and those scores are totaled. Countries scoring above 90 are rated as 'Critical;' those scoring above 60 are rated as 'In Danger;' those scoring above 30 are rated as 'Borderline.' Countries scoring below 30 are rated as 'Stable.' Sudan is currently rated 'critical.' The Index provides a comprehensive picture of the challenges Sudan faces and allows us to track incremental progress in different programming sectors over time.

STRATEGIC GOAL: ACHIEVING PEACE AND SECURITY						
Strategic Priority	Conflict Prevention, Mitigation, and Response					
Bureau Goal	Indicator is a department level measure and was developed outside of bureau strategic planning process					
Indicator	NEW INDICATOR: Numeric assessment of Sudan in Failed States Index created by the Fund for Peace					
FY 2006 Result	FY 2007 Result	FY 2008 Result	FY 2009 Result	FY 2009 Target	FY 2010 Target	FY 2011 Target
N/A New Indicator, No Rating	113.7 New Indicator, No Rating	113.0 New Indicator, No Rating	112.4 New Indicator, No Rating	[Baseline year]	112	111.8
Impact	Key accomplishments include: A Train and Equip effort to assist the African Union Contributing Countries to deploy to Darfur. US Government programs have enabled the peace processes in both Darfur and the Comprehensive Peace Agreement (CPA) as well as conflict mitigation activities in other flashpoint areas. The US hosted a high-level Forum for Supporters of the CPA					
Methodology	The Failed States Index uses 12 indicators of state cohesion and performance, compiled through a close examination of more than 30,000 publicly available sources. It ranks 177 states in order from most to least at risk of failure. The index uses social, economic, and political indicators available here: http://www.fundforpeace.org/web/index.php?option=com_content&task=view&id=99&Itemid=140.					

Data Source and Quality	The Fund for Peace Failed States Index. The Fund for Peace is an independent conflict-focused organization which is respected in the field. The Failed States Index is an independent, comprehensive indicator that assures integrity and validity of the data. The 2009 fifth annual report allows us to look back as well as forward.

Justification of Request

The Department's FY 2011 request of $389.8 million for the Bureau of African Affairs includes increases to maintain current services and 37 additional direct hire positions. The budget includes an increase of $15.3 million for statutory pay raises, domestic and overseas inflation, and locally engaged staff costs and maintains the FY 2010 level of activity. The FY 2011 budget request for appropriated funds will be further leveraged through increased availability of consular fee revenues to offset the Bureau's existing support costs for consular functions. The United States needs a strong overseas diplomatic support platform. More than 30 U.S. Government agencies, including the Department of State, rely on the support platform at the embassies to promote and maintain critical U.S. interests.

American Direct Hire Positions: $11,656,000 including 37 positions

The Department requests an increase of $11.6 million and 37 direct hire positions to support U.S. foreign policy priorities and administrative growth occurring throughout Africa, compared to the FY 2010 base of $362.8 million and 755 direct hire positions. The additional resources will enable AF to maintain effective and efficient operations that better serve American citizens, promote U.S. interests abroad, pursue diplomatic solutions to national security issues, protect America's borders, confront threats to U.S. security, influence foreign opinion through Public Diplomacy, and engage and educate foreign audiences through exchange programs. These positions will manage foreign assistance programs, improve critical medical services to employees and family members, provide adequate staffing based on post size, growth and complexities; provide the administrative platform required to support PEPFAR and other foreign policy programs, counter anti-Americanism, and comply with State inspector general recommendations.

Resource Summary

	Positions				Funds ($ in thousands)		
	American			Pos	Bureau	American	Funds
	Domestic	Overseas	FSN	Total	Managed	Salaries	Total
FY 2009 Actual	158	586	535	1,279	198,371	115,269	313,640
FY 2010 Estimate	160	595	535	1,290	243,622	119,231	362,853
FY 2011 Built-in Changes							
Annualization of FY 2010 COLA	0	0	0	0	52	539	591
Domestic Inflation	0	0	0	0	263	0	263
FY 2011 American COLA	0	0	0	0	208	760	968
Locally Engaged Staff Step Increases	0	0	0	0	1,684	0	1,684
Locally Engaged Staff Wage Increases	0	0	0	0	8,400	0	8,400
Overseas Price Inflation	0	0	0	0	1,374	0	1,374
PD Locally Engaged Staff Wage Increases	0	0	0	0	2,062	0	2,062
Total Built-in Changes	0	0	0	0	14,043	1,299	15,342

D&CP – BUREAU OF AFRICAN AFFAIRS

	Positions				Funds ($ in thousands)		
	American			Pos	Bureau	American	Funds
	Domestic	Overseas	FSN	Total	Managed	Salaries	Total
FY 2011 Current Services	160	595	535	1,290	257,665	120,530	378,195
FY 2011 Program Changes							
Public Diplomacy Positions	1	3	0	4	757	330	1,087
American Direct Hire Positions	0	33	0	33	3,051	7,518	10,569
Total Program Changes	1	36	0	37	3,808	7,848	11,656
FY 2011 Request	161	631	535	1,327	261,473	128,378	389,851

Staff by Program Activity

(positions)

Bureau of African Affairs	FY 2009 Actual	FY 2010 Enacted	FY 2011 Request	Increase / Decrease
Conduct of Consular Relations	8	8	0	(8)
Conduct of Diplomatic Relations	459	465	506	41
Diplomatic Security	67	67	67	0
Domestic Administrative Support	47	47	47	0
Information Resource Management	133	133	133	0
Policy Formulation	185	187	187	0
Public Diplomacy	380	383	387	4
Total	**1,279**	**1,290**	**1,327**	**37**

Funds by Program Activity

($ in thousands)

Bureau of African Affairs	FY 2009 Actual	FY 2010 Enacted	FY 2011 Request	Increase / Decrease
Conduct of Diplomatic Relations	100,792	113,299	123,200	9,901
Diplomatic Security	7,093	7,991	8,158	167
Domestic Administrative Support	8,476	9,185	9,371	186
Information Resource Management	32,901	42,189	44,432	2,243
Overseas Program Support	84,712	94,285	103,927	9,642
Policy Formulation	39,018	43,452	44,362	910
Public Diplomacy	40,648	52,452	56,401	3,949
Total	**313,640**	**362,853**	**389,851**	**26,998**

D&CP – BUREAU OF AFRICAN AFFAIRS

Program Activities

Department Of State	Positions				Funds ($ in thousands)		
	American			Pos	Bureau	American	Funds
	Domestic	Overseas	FSN	Total	Managed	Salaries	Total
Conduct of Diplomatic Relations	**67**	**309**	**130**	**506**	**53,532**	**69,668**	**123,200**
Business Services	0	0	14	14	0	0	0
Country Coordination	0	0	68	68	0	0	0
Economic/Trade Affairs	0	0	22	22	0	0	0
Environmental, Scientific and Technological Affairs	0	0	2	2	0	0	0
International Security Affairs	0	0	1	1	0	0	0
Labor Affairs	0	0	1	1	0	0	0
Political Affairs	0	0	22	22	0	0	0
Diplomatic Security	**0**	**27**	**40**	**67**	**4,542**	**3,616**	**8,158**
Investigations and Counterintelligence	0	0	40	40	0	0	0
Domestic Administrative Support	**47**	**0**	**0**	**47**	**3,568**	**5,803**	**9,371**
Information Resource Management	**2**	**91**	**40**	**133**	**32,160**	**12,272**	**44,432**
Infrastructure Systems	0	0	40	40	0	0	0
Overseas Program Support	**0**	**0**	**0**	**0**	**103,927**	**0**	**103,927**
Policy Formulation	**29**	**113**	**45**	**187**	**22,428**	**21,934**	**44,362**
Mission Direction	0	0	45	45	0	0	0
Public Diplomacy	**16**	**91**	**280**	**387**	**41,316**	**15,085**	**56,401**
Total	**161**	**631**	**535**	**1,327**	**261,473**	**128,378**	**389,851**

Staff by Domestic Organization Unit

(positions)

Bureau of African Affairs	FY 2009 Actual	FY 2010 Enacted	FY 2011 Request	Increase / Decrease
Assistant Secretary for African Affairs	19	19	19	0
Office of Central African Affairs	12	12	12	0
Office of East African Affairs	11	11	11	0
Office of Economic Policy	10	10	10	0
Office of Executive Director	45	45	45	0
Office of Public Diplomacy	15	15	16	1
Office of Regional Affairs	16	17	17	0
Office of Southern African Affairs	13	13	13	0
Office of West African Affairs	13	14	14	0
Senior Deputy Assistant Secretary (DAS)	2	2	2	0
Special Assistant for Press	2	2	2	0
Total	**158**	**160**	**161**	**1**

D&CP – BUREAU OF AFRICAN AFFAIRS

Funds by Domestic Organization Unit

($ in thousands)

Bureau of African Affairs	FY 2009 Actual	FY 2010 Enacted	FY 2011 Request	Increase / Decrease
Assistant Secretary for African Affairs	3,837	4,060	4,352	292
Office of Central African Affairs	2,378	2,465	2,667	202
Office of East African Affairs	2,147	2,200	2,411	211
Office of Economic Policy	1,968	2,100	2,123	23
Office of Executive Director	17,043	16,805	18,388	1,583
Office of Public Diplomacy	3,279	5,194	6,400	1,206
Office of Regional Affairs	2,481	2,690	3,243	553
Office of Southern African Affairs	2,639	2,760	2,959	199
Office of West African Affairs	2,453	2,760	3,246	486
Senior Deputy Assistant Secretary (DAS)	567	645	767	122
Special Assistant for Press	439	495	504	9
Total	**39,231**	**42,174**	**47,060**	**4,886**

Staff by Post

(positions)

Bureau of African Affairs (AF)	FY 2009 Actual			FY 2010 Enacted			FY 2011 Request			Increase/ Decrease		
	Amer	FSN	Total	Amer	FSN	Total	Amer	FSN	Total	Amer	FSN	Total
Africa Regional Services, Paris	2	12	14	3	12	15	3	12	15	0	0	0
Angola, Luanda	16	12	28	16	12	28	17	12	29	1	0	1
Benin, Cotonou	9	9	18	9	9	18	9	9	18	0	0	0
Botswana, Gaborone	12	7	19	13	7	20	14	7	21	1	0	1
Burkina Faso, Ouagadougou	8	10	18	9	10	19	10	10	20	1	0	1
Burundi, Bujumbura	8	5	13	10	5	15	12	5	17	2	0	2
Cameroon, Yaounde	18	18	36	18	18	36	18	18	36	0	0	0
Cape Verde, Praia	4	6	10	3	6	9	4	6	10	1	0	1
Central Afr Rep., Bangui	2	4	6	2	4	6	2	4	6	0	0	0
Chad, N'Djamena	9	7	16	11	7	18	13	7	20	2	0	2
Cote d'Ivoire, Abidjan	20	23	43	21	23	44	21	23	44	0	0	0
Dem. Rep of Congo, Kinshasa	21	21	42	21	21	42	22	21	43	1	0	1
Djibouti (Rep. Of), Djibouti	9	5	14	8	5	13	8	5	13	0	0	0
Equatorial Guinea, Malabo	5	2	7	5	2	7	5	2	7	0	0	0

D&CP – BUREAU OF AFRICAN AFFAIRS

Bureau of African Affairs (AF)	FY 2009 Actual			FY 2010 Enacted			FY 2011 Request			Increase/ Decrease		
	Amer	FSN	Total	Amer	FSN	Total	Amer	FSN	Total	Amer	FSN	Total
Eritrea, Asmara	8	7	15	5	7	12	5	7	12	0	0	0
Ethiopia, Addis Ababa	23	16	39	27	16	43	29	16	45	2	0	2
Gabon, Libreville	11	3	14	11	3	14	13	3	16	2	0	2
Gambia, Banjul	4	2	6	4	2	6	4	2	6	0	0	0
Ghana, Accra	17	25	42	17	11	28	17	11	28	0	0	0
Guinea, Conakry	11	12	23	12	12	24	13	12	25	1	0	1
Guinea-Bissau, Bissau	0	0	0	0	0	0	1	0	1	1	0	1
Kenya, Nairobi	33	21	54	34	21	55	42	21	63	8	0	8
Lesotho, Maseru	6	4	10	6	4	10	6	4	10	0	0	0
Liberia, Monrovia	8	11	19	8	11	19	8	11	19	0	0	0
Madagascar, Antananarivo	12	12	24	12	12	24	12	12	24	0	0	0
Malawi, Lilongwe	8	9	17	8	9	17	8	9	17	0	0	0
Mali, Bamako	11	12	23	11	12	23	11	12	23	0	0	0
Mauritania, Nouakchott	8	5	13	9	5	14	9	5	14	0	0	0
Mauritius, Port Louis	5	6	11	5	6	11	5	6	11	0	0	0
Mozambique, Maputo	14	9	23	13	9	22	14	9	23	1	0	1
Namibia, Windhoek	12	13	25	13	13	26	13	13	26	0	0	0
Niger, Niamey	11	11	22	11	11	22	11	11	22	0	0	0
Nigeria, Abuja	22	37	59	19	42	61	24	42	66	5	0	5
Nigeria, Lagos	15	4	19	17	13	30	17	13	30	0	0	0
Rep. Of the Congo, Brazzaville	4	2	6	4	2	6	4	2	6	0	0	0
Rwanda, Kigali	11	9	20	10	9	19	10	9	19	0	0	0
Senegal, Dakar	19	17	36	18	17	35	19	17	36	1	0	1
Sierra Leone, Freetown	9	10	19	9	10	19	10	10	20	1	0	1
Somalia, Mogadishu	0	0	0	0	0	0	0	0	0	0	0	0
South Africa, Capetown	6	2	8	8	7	15	8	7	15	0	0	0
South Africa, Durban	3	2	5	4	4	8	4	4	8	0	0	0
South Africa, Johannesburg	6	7	13	7	9	16	7	9	16	0	0	0
South Africa, Pretoria	59	44	103	54	35	89	54	35	89	0	0	0
Sudan, Khartoum	19	8	27	19	8	27	21	8	29	2	0	2
Swaziland, Mbabane	7	5	12	7	5	12	7	5	12	0	0	0
Tanzania, Dar-es-Salaam	15	18	33	15	18	33	16	18	34	1	0	1
Togo, Lome	9	12	21	9	12	21	10	12	22	1	0	1
Uganda, Kampala	11	8	19	13	8	21	14	8	22	1	0	1
Zambia, Lusaka	13	15	28	14	15	29	14	15	29	0	0	0
Zimbabwe, Harare	13	16	29	13	16	29	13	16	29	0	0	0
Total	**586**	**535**	**1,121**	**595**	**535**	**1,130**	**631**	**535**	**1,166**	**36**	**0**	**36**

D&CP – BUREAU OF AFRICAN AFFAIRS

Funds by Post

($ in thousands)

Bureau of African Affairs	FY 2009 Actual	FY 2010 Enacted	FY 2011 Request	Increase / Decrease
Africa Regional Services, Paris	3,301	4,493	4,640	147
Angola, Luanda	6,007	6,851	7,486	635
Benin, Cotonou	4,252	4,926	5,078	152
Botswana, Gaborone	4,470	5,123	5,634	511
Burkina Faso, Ouagadougou	5,211	6,990	7,549	559
Burundi, Bujumbura	3,469	4,042	5,289	1,247
Cameroon, Yaounde	7,810	8,801	8,949	148
Cape Verde, Praia	2,042	2,400	2,704	304
Central Afr Rep., Bangui	1,501	1,830	1,969	139
Chad, N'Djamena	7,400	8,141	9,032	891
Cote d'Ivoire, Abidjan	11,073	12,372	12,496	124
Dem. Rep of Congo, Kinshasa	10,400	11,607	12,049	442
Djibouti (Rep. Of), Djibouti	5,069	6,043	6,230	187
Equatorial Guinea, Malabo	3,552	3,844	4,128	284
Eritrea, Asmara	2,322	2,791	2,959	168
Ethiopia, Addis Ababa	6,775	7,636	8,532	896
Gabon, Libreville	5,873	7,119	7,890	771
Gambia, Banjul	2,405	2,852	3,045	193
Ghana, Accra	6,527	7,591	7,799	208
Guinea, Conakry	5,509	6,106	6,533	427
Guinea-Bissau, Bissau	93	110	241	131
Kenya, Nairobi	7,536	8,871	11,896	3,025
Lesotho, Maseru	2,236	2,467	2,664	197
Liberia, Monrovia	5,788	7,306	7,538	232
Madagascar, Antananarivo	6,018	7,659	7,915	256
Malawi, Lilongwe	4,311	4,949	5,066	117
Mali, Bamako	4,718	5,393	5,515	122
Mauritania, Nouakchott	3,760	4,257	4,373	116
Mauritius, Port Louis	2,775	3,813	3,919	106
Mozambique, Maputo	5,128	5,556	6,070	514
Namibia, Windhoek	2,562	4,922	5,210	288
Niger, Niamey	9,091	10,031	10,293	262
Nigeria, Abuja	13,249	16,909	17,036	127
Nigeria, Lagos	4,808	5,450	6,042	592
Rep. Of the Congo, Brazzaville	3,520	4,800	5,547	747
Rwanda, Kigali	3,984	4,359	4,702	343

D&CP – BUREAU OF AFRICAN AFFAIRS

Bureau of African Affairs	FY 2009 Actual	FY 2010 Enacted	FY 2011 Request	Increase / Decrease
Senegal, Dakar	8,941	10,131	10,806	675
Sierra Leone, Freetown	3,110	3,632	4,252	620
Somalia, Mogadishu	73	80	96	16
South Africa, Capetown	2,630	2,900	3,106	206
South Africa, Durban	1,783	1,900	2,120	220
South Africa, Johannesburg	4,092	5,200	5,712	512
South Africa, Pretoria	22,839	26,034	26,392	358
Sudan, Khartoum	13,446	14,349	15,284	935
Swaziland, Mbabane	2,842	3,166	3,454	288
Tanzania, Dar-es-Salaam	5,291	5,995	6,693	698
Togo, Lome	5,155	5,885	6,473	588
Uganda, Kampala	5,613	6,414	7,221	807
Zambia, Lusaka	7,053	8,374	8,851	477
Zimbabwe, Harare	6,996	8,209	8,313	104
Total	**274,409**	**320,679**	**342,791**	**22,112**

Funds by Object Class

($ in thousands)

Bureau of African Affairs	FY 2009 Actual	FY 2010 Enacted	FY 2011 Request	Increase / Decrease
1100 Personnel Compensation	159,298	175,914	188,833	12,919
1200 Personnel Benefits	63,250	65,033	74,788	9,755
1300 Benefits Former Personnel	887	1,086	1,130	44
2100 Travel & Trans of Persons	8,640	10,715	11,577	862
2200 Transportation of Things	7,887	9,575	10,190	615
2300 Rents, Comm & Utilities	19,213	25,956	26,500	544
2400 Printing & Reproduction	188	248	287	39
2500 Other Services	18,149	22,461	23,200	739
2600 Supplies and Materials	21,106	26,364	27,000	636
3100 Personal Property	9,729	16,820	17,500	680
4100 Grants, Subsidies & Contrb	5,216	8,581	8,741	160
4200 INS Claims & Indemnities	77	100	105	5
Total	**313,640**	**362,853**	**389,851**	**26,998**

This page intentionally left blank.

D&CP – BUREAU OF NEAR EASTERN AFFAIRS

Resource Summary

($ in thousands)

Appropriations	FY 2009 Actual	FY 2010 Enacted	FY 2011 Request	Increase / Decrease
Positions	1,226	1,249	1,279	30
Funds	228,181	253,270	270,214	16,944

* The proposal to increase retention of fee revenues will provide additional funds for support of consular functions.

Program Description

The Bureau of Near Eastern Affairs (NEA) fosters peace, security, and democratic and economic progress throughout the Middle East and North Africa through effective and creative diplomacy, developmental partnerships, and the fight against terrorism and extremism. NEA implements U.S. policy in eighteen countries and the West Bank/Gaza in the face of unparalleled challenges. The outcomes of policy initiatives in the region have a major impact on U.S. national security and U.S. national interests.

The Bureau fulfills its mandate through regional and functional offices that provide policy input and in-depth expertise on the countries in the region. Overseas, NEA posts conduct U.S. foreign policy, provide services to American citizens, and coordinate and manage all U.S. Government (USG) activities in the host country.

Arab – Israeli Peace

A comprehensive Middle East peace is in the strategic interest of the United States. The U.S. will actively advance a two-state solution to the Israeli-Palestinian conflict as one component of a comprehensive regional peace. The U.S. will support a Palestinian Authority (PA) government committed to the Quartet's foundational principles for peace (recognition of Israel, renunciation of violence and respect of previous agreements), and which actively participates in the Quartet's efforts and ensures that the future Palestinian state will be democratic, capable of providing law and order, economically prosperous, a responsible neighbor to Israel, and a source of stability and moderation in the region. The U.S. commitment to Israel's security is unshakable. Diplomatic engagement and bilateral assistance will ensure that security. It will strengthen the confidence of the Israeli public in a future that includes two democratic states, Israel and Palestine, living side-by-side in peace. The Bureau will engage with Arab allies to build upon the constructive elements of the Arab Peace Initiative (API), and will seek to advance all peace tracks between Israel and its neighbors. The longer the Palestinian issue remains unsolved, the more moderate Arab leaders will feel vulnerable to charges from rejectionists that having good relations with the United States and supporting peaceful strategies toward Israel have failed to deliver.

Principled Engagement with Iran

Engagement with Iran is a tool, not a goal. The aftermath of elections and the violent suppression of peaceful protests revealed previously hidden splits within the Iranian leadership. It is too early to say whether the government that emerges from this turmoil will be prepared to begin a serious, responsible discussion about a range of issues, including human rights. If the Iranian government responds in a good-faith manner, the U.S. should be prepared for principled, respectful engagement with Iran, consistent with the decisions of the UN Security Council. The goal is to ensure Iran seizes this opportunity to fulfill its very real responsibilities to the international community, and the U.S. will stand together with the international community to ensure that those responsibilities are met. A nuclear-armed Iran would threaten its neighbors, derail efforts for a comprehensive Middle East Peace, and pose a major threat to international security and stability. The U.S. will confront Iran's illicit behavior and malign influence on various fronts – noncompliance with international nuclear

obligations, state sponsorship of terrorism, destabilizing activities in the Middle East, and an abysmal human rights record. However, as the elections made clear, the U.S. recognizes that the Iranian government's actions do not reflect the legitimate aspirations and interests of its people. In that vein, the goal can also be expressed in positive terms. The U.S. seeks, through broad, principled engagement, to work with partners to make it possible for Iran to return to its rightful place as a responsible actor in the region and in the international community. Iran should play a role in contributing to stability in the region, in particular given shared interests in stability and security in Afghanistan and Iraq. By respecting the rights of its citizens and neighbors, Iran could become a center for education and trade. With its energy resources, Iran should become a center for industry and growth. Iran programs will support the USG's engagement strategy by seeking to support areas of shared interest, while continuing to support accountability, good governance and human rights in Iran. Specifically, these programs will aim to increase access to justice, reduce corruption, increase access to uncensored information, maintain/increase public space for discussion, and improve the capacity of civil society to organize and advocate for issues that are important to Iranians. Programs will continue to expand the types of civil society organizations the U.S. works with, including in the fields of health, science, resource management, and education.

Strengthen the Security of Allies and Combat Extremism while Advancing Moderate Politics and Tolerance throughout the Region.
In 2011 and beyond, the U.S. will continue to support military, law enforcement, and regulatory mechanisms to combat terrorism and terrorism finance in partnership with regional governments. Social, economic, and security cooperation are critical to moderate governments' abilities to combat extremism and terrorism, and to defend against external threats such as those posed by Iran. The U.S. will continue to lead multilateral efforts to prevent Iran from developing a nuclear weapons capability. The U.S. will fully use the influence it has with Arab governments to advance stability in areas outside the NEA region, particularly in South Asia and Africa. Success in pursuit of objectives within the Near East depends heavily on coordination with governments outside the region: the four other permanent members of the Security Council (plus Germany on Iran issues), the Quartet, the European Union, and Japan. This includes European and Japanese support for reform within the region.

In North Africa the U.S. is working toward a stable, secure, and unified Maghreb by promoting good governance and economic growth and enhancing counterterrorism partnerships. The U.S. will continue to normalize and expand the relationship with Libya across all areas and ensure Libya's continued progress to resolve its remaining Weapons of Mass Destruction-related commitments and its partnership in the broader region. In Lebanon, the U.S. will continue to work to strengthen the Lebanese Armed Forces and Internal Security Forces. As legitimate arms of the government, these institutions provide a counterbalance against the influence of Hezbollah.

Despite being one of the world's poorest countries, Yemen is an essential partner in the war on terror. There, the U.S. follows a two-pronged approach, combining assistance in the field of peace and security with development assistance. With the Gulf Cooperation Council (GCC) countries, the U.S. shares a common vision of a stable, peaceful, and prosperous Middle East. The U.S. partnership with the GCC countries is also of vital importance to U.S. energy security. The U.S. is addressing many issues through regular consultations with the GCC plus Egypt, Jordan, and Iraq, as well as bilaterally through the Gulf Security Dialogue and other engagements.

Promoting Political, Social, and Economic Progress
Increasingly, the people of the Middle East seek freedom and opportunity. The U.S. supports them by advocating positive change and representative government in the region. The bureau gives particular attention to indigenous advocates of positive change who are working to defend human rights, strengthen civil society, broaden political and economic participation, and open doors to women and youth. Because it is fully integrated into policy-making processes, the Middle East Partnership Initiative (MEPI) is a vital programmatic tool to pursue these objectives.

Consistent with America's ideals, NEA has made it a priority to work with other bureaus in the Department of State and USAID to address deficits in political openness, good governance, economic and educational opportunity, human rights, and the status of women. Political, social, and economic progress must be led by those in the region, but these efforts merit strong U.S support through both diplomacy and resources. The U.S. will continue to support those courageous defenders of human rights, civil society, and democracy.

In the Middle East, trade and investment act as crucial motors for economic development and political and social reform, thus contributing to overall regional stability and enhancing prospects for regional peace. Reform of trade and investment laws and policies can help the countries in the region strengthen property rights, competition, regional integration and the rule of law; increase investment flows; spread knowledge; open societies; and allocate resources more efficiently. Progress in these areas also enhances political stability. The United States Government through bilateral engagement by the Office of the U.S. Trade Representative and technical assistance provided by MEPI and USAID is helping to strengthen existing Free Trade Agreements with Bahrain, Jordan, Morocco and Oman and is supporting WTO accession for Algeria, Iraq, Lebanon, and Yemen. Increased trade will expand markets for U.S. exporters of goods and services, hastening global and U.S. recovery from economic downturn. As Middle Eastern countries experience the material benefits of open markets, the reform process is likely to become self-sustaining, setting these countries on the path to increased growth and prosperity at their own pace and on their own terms.

Educational reform efforts concentrate on increasing tolerance and reaching out to vulnerable groups, especially women and youth. The Bureau will concentrate its efforts in this regard through the Middle East Partnership Initiative (MEPI), and the G-8's Broader Middle East and North Africa Initiative (BMENA).

Compliance with International Agreements and Norms
In collaboration with other bureaus in the Department, international organizations and non-governmental organizations, the U.S. will work throughout the region to encourage governments to comply with internationally accepted standards of behavior. The U.S. will promote human rights, including worker rights. U.S. Ambassadors regularly raise issues of human rights concern when they meet with host country leaders, as do senior Department officials – starting with the Secretary – when those leaders visit Washington. The U.S. takes seriously the human rights objectives and implementation responsibilities of section 502B of the Foreign Assistance Act and the Leahy Law in order to ensure that foreign assistance programs involving foreign security forces are respectful of fundamental human rights standards. The U.S. will fight trafficking in persons and protect vulnerable populations. In the context of movement toward a stable and comprehensive regional peace, the U.S. remains committed to the goal of a Middle East free of weapons of mass destruction and support universal adherence to the Treaty on the Nonproliferation of Nuclear Weapons (NPT) and other international nonproliferation treaties and regimes. The U.S. will encourage respect for intellectual property rights and support free and fair trade and investment regimes.

Improve Public Outreach
Effective public diplomacy will continue to be an inherent and crucial part of U.S. efforts to support regional reform and increased understanding for U.S. policies and intentions in the region. Public Diplomacy outreach will highlight respect for regional culture, faith, and traditions through cultural, education and information programs with those whose positive exchange experience can impact wider segments of society. The U.S. must emphasize its enduring commitment to the region including support for a two state solution to the Israeli-Palestinian conflict, the security of partners, and reform in the Arab world. U.S. messages will seek to correct the widespread perception that the West, and especially America, is hostile to Arabs, Iranians, or Muslims. U.S. officials speaking directly to regional audiences on Middle East television is a key element of this effort. The U.S. will also work with civil society groups in the U.S. with regional links, in order to increase understanding and solicit ideas to help inform policies.

Iraq Operations
The request for Iraq Operations is discussed in detail in a separate chapter.

Performance

Yemen is a fragile state, where instability is often fueled by tribal conflicts and aggravated by the inability of local government institutions to provide even basic services. The U.S. is engaged in trying to enhance the security services' ability to protect the Yemeni people, boost the rule of law, bring corruption under control, and improve governance and the delivery of basic services. The objective is to increase stability and prevent Yemen from becoming a failed state and a safe-haven for terrorists.

STRATEGIC GOAL: ACHIEVING PEACE AND SECURITY						
Strategic Priority	Counterterrorism					
Bureau Goal	Fight Against Extremism					
Indicator	NEW INDICATOR: Political Stability, Rule of Law and Control of Corruption in Yemen, as measured by the World Bank Governance Indicators.					
FY 2006 Result	FY 2007 Result	FY 2008 Result	FY 2009 Result	FY 2009 Target	FY 2010 Target	FY 2011 Target
N/A New Indicator, No Rating	8.2; 18.6; 31.4	5.7; 18.7; 27.1	Data available in FY 2010 Data Not Yet Available, No Rating	3; 18.7; 28	6; 20; 30	10; 20; 32
Impact	Rating and result not available to determine impact.					
Methodology	The World Bank has compiled the results of dozens of separate studies and indices, weighting them by level of accuracy and completeness of the surveys.					
Data Source and Quality	World Bank Governance Indicators (http://info.worldbank.org/governance/wgi/sc_chart.asp). The World Bank has provided detailed background notes online on their data collection and statistical methods. The results have been thoroughly researched and professionally analyzed.					

Joint military exercises help to encourage greater interoperability and preparedness, which adds a vital military component to U.S. efforts to increase cooperation among partners in the region.

STRATEGIC GOAL: ACHIEVING PEACE AND SECURITY						
Strategic Priority	Security Cooperation and Security Sector Reform					
Bureau Goal	Contributing to the Security of Allies in the Region					
Indicator	NEW INDICATOR: Estimated number of bilateral and multilateral joint military exercises in the Near East region.					
FY 2006 Result	FY 2007 Result	FY 2008 Result	FY 2009 Result	FY 2009 Target	FY 2010 Target	FY 2011 Target
N/A New Indicator, No Rating	N/A New Indicator, No Rating	85 [Baseline]	Data available in FY 2010 Data Not Yet Available, No Rating	85-87	85-87	87-89

Impact	Rating and results not available to determine impact.
Methodology	NEA informally coordinated with relevant exercise points of contact for U.S. Central Command (CENTCOM), U.S. Africa Command (AFRICOM), and U.S. Special Operations Command (SOCOM). NEA will transition to a better and more enduring way to do so via the existing exercise coordination mechanism established between the Bureau of Political-Military Affairs' Office of International Security Operations and the Joint Staff, J7.
Data Source and Quality	Action officers at the Combatant Command Joint sections maintain records of joint military exercises undertaken in the region. These are highly reliable, but some numbers had to be estimated due to lack of immediate and timely data.

The Office of the Special Envoy for Middle East Peace and the Bureau of Near Eastern Affairs will work to help facilitate the establishment of an independent Palestinian state living side by side with Israel in peace and security. The two-state solution is central to the President's stated goal of comprehensive peace in the Middle East, defined as peace between Israel and the Palestinians, Israel and Syria, Israel and Lebanon, and the normalization of relations between Israel and all its neighbors. In pursuit of this goal, it will be important to have robust institutional development activities to promote government effectiveness and transparency, improve the Palestinian economy, and promote the rule of law, including security sector reforms.

STRATEGIC GOAL: ACHIEVING PEACE AND SECURITY						
Strategic Priority	Conflict Prevention, Mitigation, and Response					
Bureau Goal	Indicator is a department level measure and was developed outside of bureau strategic planning process					
Indicator	NEW INDICATOR: Increased ability to maintain law and order in the West Bank and Gaza, as measured by the World Bank Governance Indicator					
FY 2006 Result	FY 2007 Result	FY 2008 Result	FY 2009 Result	FY 2009 Target	FY 2010 Target	FY 2011 Target
32.9 New Indicator, No Rating	21.9 New Indicator, No Rating	22 [Baseline] New Indicator, No Rating	Data available in FY 2010 Data Not Yet Available, No Rating	N/A	30	35
Impact	Rating and result not available to determine impact					
Methodology	The World Bank has compiled the results of dozens of separate studies and indices, weighting them by level of accuracy and completeness of the surveys.					
Data Source and Quality	World Bank Governance Indicators (http://info.worldbank.org/governance/wgi/sc_chart.asp). The World Bank has provided detailed background notes online on their data collection and statistical methods.					

Leveraging the power and reach of the media is vital to the success of the Department's public outreach and engagement with citizens across the Middle East region. Targeting foreign audiences helps to ensure that U.S. policy goals and messages are clearly understood and conveyed to the widest possible audience. The Dubai Media Hub has full Arabic language capabilities and is available to respond immediately to critical foreign policy issues.

D&CP – BUREAU OF NEAR EASTERN AFFAIRS

STRATEGIC GOAL: PROMOTING INTERNATIONAL UNDERSTANDING						
Strategic Priority	Offer a Positive Vision					
Bureau Goal	Indicator is a department level measure and was developed outside of bureau strategic planning process					
Indicator	NEW INDICATOR: Level of outreach to key Arab media outlets, as measured by the number of interviews given by U.S. officials.					
FY 2006 Result	FY 2007 Result	FY 2008 Result	FY 2009 Result	FY 2009 Target	FY 2010 Target	FY 2011 Target
N/A New Indicator, No Rating	967 [Baseline]	1079 ◄► On Target	986 ▼ Below Target	1080	1130	1180
Steps to Improve	Having posts fully staffed, with fewer transitions during the course of the year will have a significant effect on meeting targets.					
Impact	The need to deliver the message of the United States is critical in an environment where anti-U.S. media is common. Although it is sometimes a challenge to gauge the specific impact of the interviews given by U.S. officials, the U.S. must take advantage of every opportunity to be heard in the Arab and Muslim world.					
Methodology	NEA's Office of Press and Public Diplomacy records the number of interviews given by U.S. Government officials to key Arab media outlets.					
Data Source and Quality	Middle East Media Unit and the Dubai Media Hub within the Office of Press and. Public Diplomacy in the Bureau of Near Eastern Affairs. The data accurately reflects the level of media outreach conducted by the Bureau of Near Eastern Affairs.					

Anti-Money Laundering and Combating Terrorism Financing (AML/CTF) legal and regulatory regimes are needed across the region in order to reduce the potential for huge sums of tainted funds to destabilize economies, support illicit activities, and corrupt governments. The State Department works closely with partners in the region to promote the establishment and implementation of AML/CTF regimes and an annual report is issued detailing progress in this area. Membership in the Egmont Group with the establishment of a Financial Intelligence Unit (FIU) indicates that governments are willing to share information and pass anti-terrorist finance legislation.

STRATEGIC GOAL: ACHIEVING PEACE AND SECURITY						
Strategic Priority	Counterterrorism					
Bureau Goal	Indicator is a department level measure and was developed outside of bureau strategic planning process					
Indicator	NEW INDICATOR: Number of total NEA countries with Financial Intelligence Units that meet the standards of the Egmont Group.					
FY 2006 Result	FY 2007 Result	FY 2008 Result	FY 2009 Result	FY 2009 Target	FY 2010 Target	FY 2011 Target
N/A New Indicator, No Rating	7 [Baseline] New Indicator, No Rating	7 ▼ Below Target	8 (as of June 2009) Data Not Yet Available, No Rating	11	12	13
Impact	Rating not available to determine impact.					

Methodology	The annual International Narcotics Control Strategy Report (INCSR) is compiled by the State Department based on reporting from Embassies and information from the Egmont Group.
Data Source and Quality	The annual International Narcotics Control Strategy Report, Volume 2: Money Laundering and Financial Crimes. FY 2009 result is preliminary through June 2009. Complete FY 2009 result data is expected in July 2010. The Data Quality Assessment revealed no significant data limitations.

Justification of Request

Current Services
The Department's FY 2011 request of $270,214,000 for the Bureau of Near Eastern Affairs includes increases to maintain current services and support several key initiatives. An increase of $7,870,000 for statutory pay raises, domestic and overseas inflation, and Locally Engaged Staff wage and step increases maintains the FY 2010 level of activity. The FY 2011 budget request for appropriated funds will be further leveraged through increased availability of consular fee revenues to offset the Bureau's existing support costs for consular functions.

American New Hires: $7,987,000 including 26 Positions
NEA requests $7,987,000 for an increase of 19 new overseas and 7 domestic American positions, over a base of 526 overseas positions and $179,366,000 and 202 domestic positions and $32,724,000. Of the overseas positions 7 are ICASS positions to support the growth in Abu Dhabi, Dubai, Cairo, Algiers, Amman, Dhahran and Jerusalem. The balance are Program and Public Diplomacy positions in support of programs such as the Public Diplomacy Outreach Center in Jerusalem, expanded engagement in Libya, monitoring economic activities in UAE and to cultivate and expand bilateral relationships with Saudi Arabia.

Public Diplomacy – American New Hires: $1,087,000 including 1 Position
NEA requests $1,087,000 for 1 new domestic position over a base of 8 and $1,296,000 to support overseas operations and 3 new overseas positions over a base of 72 and $24,552,000 to improve and expand public outreach.

Resource Summary

	Positions				Funds ($ in thousands)		
	American			Pos	Bureau	American	Funds
	Domestic	Overseas	FSN	Total	Managed	Salaries	Total
FY 2009 Actual	200	585	441	1,226	122,728	105,453	228,181
FY 2010 Estimate	210	598	441	1,249	145,477	107,793	253,270
FY 2011 Built-in Changes							
Annualization of FY 2010 COLA	0	0	0	0	160	533	693
Domestic Inflation	0	0	0	0	185	0	185
FY 2011 American COLA	0	0	0	0	641	715	1,356
Locally Engaged Staff Step Increases	0	0	0	0	1,349	0	1,349
Locally Engaged Staff Wage Increases	0	0	0	0	3,572	0	3,572
Overseas Price Inflation	0	0	0	0	715	0	715

D&CP – BUREAU OF NEAR EASTERN AFFAIRS

	Positions				Funds ($ in thousands)		
	American			Pos	Bureau	American	Funds
	Domestic	Overseas	FSN	Total	Managed	Salaries	Total
Total Built-in Changes	0	0	0	0	6,622	1,248	7,870
FY 2011 Current Services	210	598	441	1,249	152,099	109,041	261,140
FY 2011 Program Changes							
Overseas - American New Hires	0	19	0	19	4,881	2,154	7,035
Domestic - American New Hires	7	0	0	7	77	875	952
Public Diplomacy - American New Hires	1	3	0	4	757	330	1,087
Total Program Changes	8	22	0	30	5,715	3,359	9,074
FY 2011 Request	218	620	441	1,279	157,814	112,400	270,214

Staff by Program Activity

(positions)

Bureau of Near Eastern Affairs	FY 2009 Actual	FY 2010 Enacted	FY 2011 Request	Increase / Decrease
Conduct of Consular Relations	71	71	0	(71)
Conduct of Diplomatic Relations	324	335	386	51
Diplomatic Security	104	105	105	0
Domestic Administrative Support	34	34	42	8
Information Resource Management	125	127	130	3
Overseas Program Support	136	137	171	34
Policy Formulation	183	155	156	1
Public Diplomacy	249	285	289	4
Total	**1,226**	**1,249**	**1,279**	**30**

D&CP – BUREAU OF NEAR EASTERN AFFAIRS

Funds by Program Activity

($ in thousands)

Bureau of Near Eastern Affairs	FY 2009 Actual	FY 2010 Enacted	FY 2011 Request	Increase / Decrease
Conduct of Consular Relations	2,924	3,521	0	(3,521)
Conduct of Diplomatic Relations	57,427	64,653	66,971	2,318
Diplomatic Security	18,391	20,900	25,561	4,661
Domestic Administrative Support	7,400	8,220	7,512	(708)
Information Resource Management	22,952	25,076	26,938	1,862
Overseas Program Support	60,473	71,031	87,941	16,910
Policy Formulation	30,005	28,942	22,208	(6,734)
Public Diplomacy	28,609	30,927	33,083	2,156
Total	**228,181**	**253,270**	**270,214**	**16,944**

D&CP – BUREAU OF NEAR EASTERN AFFAIRS

Program Activities

	Positions				Funds ($ in thousands)		
	American			Pos	Bureau	American	Funds
Department Of State	Domestic	Overseas	FSN	Total	Managed	Salaries	Total
Conduct of Diplomatic Relations	**92**	**220**	**52**	**364**	**43,594**	**23,377**	**66,971**
Business Services	3	26	0	29	5,292	2,818	8,110
Country Coordination	58	15	52	125	8,908	8,105	17,013
Economic/Trade Affairs	4	61	0	65	9,771	8,202	17,973
Environmental, Scientific and Technological Affairs	2	14	0	16	2,230	1,187	3,417
International Security Affairs	18	26	0	44	5,757	3,065	8,822
Political Affairs	7	78	0	85	11,636	0	11,636
Diplomatic Security	**0**	**68**	**37**	**105**	**15,290**	**10,271**	**25,561**
Overseas Protection of Life	0	68	37	105	15,290	10,271	25,561
Domestic Administrative Support	**35**	**0**	**0**	**35**	**4,902**	**2,610**	**7,512**
Domestic Administrative Management	8	0	0	8	1,031	549	1,580
Domestic Financial Services	6	0	0	6	783	417	1,200
Domestic General Services	15	0	0	15	2,305	1,227	3,532
Domestic Personnel Services	6	0	0	6	783	417	1,200
Information Resource Management	**8**	**89**	**33**	**130**	**15,494**	**11,444**	**26,938**
Corporate Information Systems and Services	8	44	0	52	7,422	7,146	14,568
Infrastructure Systems	0	45	33	78	8,072	4,298	12,370
Overseas Program Support	**33**	**75**	**147**	**255**	**43,542**	**44,399**	**87,941**
International Cooperative Administrative Support Services (ICASS)	0	0	0	0	30,837	37,636	68,473
Overseas Administrative Management	17	17	147	181	3,554	1,892	5,446
Overseas Financial Services	7	11	0	18	1,729	920	2,649
Overseas General Services	2	36	0	38	6,242	3,323	9,565
Overseas Personnel Services	7	11	0	18	1,180	628	1,808
Policy Formulation	**41**	**93**	**0**	**134**	**11,907**	**10,301**	**22,208**
Bureau Direction	17	14	0	31	3,389	1,805	5,194
Mission Direction	14	61	0	75	6,377	7,356	13,733
Public Affairs	10	18	0	28	2,141	1,140	3,281
Public Diplomacy	**9**	**75**	**172**	**256**	**23,085**	**9,998**	**33,083**
Public Diplomacy - Program Costs	9	75	172	256	23,085	9,998	33,083
Total	**218**	**620**	**441**	**1,279**	**157,814**	**112,400**	**270,214**

D&CP – BUREAU OF NEAR EASTERN AFFAIRS

Staff by Domestic Organization Unit

(positions)

Bureau of Near Eastern Affairs	FY 2009 Actual	FY 2010 Enacted	FY 2011 Request	Increase / Decrease
Office of Arabian Peninsula	5	5	5	0
Office of Egypt and Levant Affairs	10	10	12	2
Office of Executive Director	62	65	61	(4)
Office of Iranian Affairs	6	8	9	1
Office of Iraq Affairs	26	27	27	0
Office of Israel and Palestinian Affairs	10	10	10	0
Office of Maghreb Affairs	11	11	11	0
Office of Partnership Initiative	19	20	25	5
Office of Press and Public Diplomacy	13	14	17	3
Office of Public Diplomacy	8	8	9	1
Office of Regional Affairs	10	11	11	0
Office of the Assistant Secretary	20	21	21	0
Total	**200**	**210**	**218**	**8**

Funds by Domestic Organization Unit

($ in thousands)

Bureau of Near Eastern Affairs	FY 2009 Actual	FY 2010 Enacted	FY 2011 Request	Increase / Decrease
Office of Arabian Peninsula	1,080	3,390	3,458	68
Office of Egypt and Levant Affairs	1,893	2,059	2,100	41
Office of Executive Director	9,367	8,880	9,068	188
Office of Iranian Affairs	1,578	2,861	2,918	57
Office of Iraq Affairs	3,286	3,796	3,872	76
Office of Israel and Palestinian Affairs	1,934	2,609	2,661	52
Office of Maghreb Affairs	2,318	2,111	2,153	42
Office of Partnership Initiative	3,383	3,815	3,891	76
Office of Press and Public Diplomacy	2,253	2,730	2,785	55
Office of Public Diplomacy	2,238	3,986	4,056	70
Office of Regional Affairs	1,851	2,299	2,345	46
Office of the Assistant Secretary	3,563	3,900	3,978	78
Total	**34,744**	**42,436**	**43,285**	**849**

D&CP – BUREAU OF NEAR EASTERN AFFAIRS

Staff by Post
(positions)

Bureau of Near Eastern Affairs (NEA)	FY 2009 Actual			FY 2010 Enacted			FY 2011 Request			Increase/ Decrease		
	Amer	FSN	Total	Amer	FSN	Total	Amer	FSN	Total	Amer	FSN	Total
Algeria, Algiers	18	10	28	19	10	29	22	10	32	3	0	3
Bahrain, Manama	18	16	34	19	16	35	21	16	37	2	0	2
Egypt, Cairo	57	76	133	60	76	136	64	76	140	4	0	4
Iraq, Baghdad	129	0	129	114	0	114	105	0	105	(9)	0	(9)
Israel, Jerusalem	26	20	46	28	20	48	34	20	54	6	0	6
Israel, Tel Aviv	41	74	115	43	74	117	46	74	120	3	0	3
Jordan, Amman	41	33	74	43	33	76	43	33	76	0	0	0
Kuwait, Kuwait	25	16	41	27	16	43	27	16	43	0	0	0
Lebanon, Beirut	14	21	35	15	21	36	16	21	37	1	0	1
Libya, Tripoli	7	0	7	9	0	9	11	0	11	2	0	2
Morocco, Rabat	25	33	58	26	33	59	27	33	60	1	0	1
Oman, Muscat	13	10	23	14	10	24	15	10	25	1	0	1
Qatar, Doha	14	7	21	15	7	22	18	7	25	3	0	3
Saudi Arabia, Riyadh	56	42	98	59	42	101	61	42	103	2	0	2
Syria, Damascus	21	26	47	22	26	48	20	26	46	(2)	0	(2)
Tunisia, Tunis	25	26	51	26	26	52	26	26	52	0	0	0
United Arab Emirates, Abu Dhabi	36	20	56	39	20	59	45	20	65	6	0	6
Yemen, Sanaa	19	11	30	20	11	31	19	11	30	(1)	0	(1)
Total	**585**	**441**	**1,026**	**598**	**441**	**1,039**	**620**	**441**	**1,061**	**22**	**0**	**22**

D&CP – BUREAU OF NEAR EASTERN AFFAIRS

Funds by Post

($ in thousands)

Bureau of Near Eastern Affairs	FY 2009 Actual	FY 2010 Enacted	FY 2011 Request	Increase / Decrease
Algeria, Algiers	7,578	8,608	9,280	672
Bahrain, Manama	8,482	9,584	10,332	748
Egypt, Cairo	21,567	25,856	28,324	2,468
Israel, Jerusalem	13,239	13,436	14,485	1,049
Israel, Tel Aviv	20,626	22,866	24,471	1,605
Jordan, Amman	13,715	15,616	16,835	1,219
Kuwait, Kuwait	8,885	9,395	10,128	733
Lebanon, Beirut	6,562	6,458	6,962	504
Libya, Tripoli	8,221	8,430	9,088	658
Morocco, Rabat	10,897	11,066	11,930	864
Oman, Muscat	6,062	6,328	6,822	494
Qatar, Doha	6,329	6,350	6,846	496
Saudi Arabia, Riyadh	19,520	22,723	24,045	1,322
Syria, Damascus	9,454	10,180	10,795	615
Tunisia, Tunis	9,885	10,448	11,263	815
United Arab Emirates, Abu Dhabi	15,492	16,418	17,699	1,281
Yemen, Sanaa	6,923	7,072	7,624	552
Total	**193,437**	**210,834**	**226,929**	**16,095**

D&CP – BUREAU OF NEAR EASTERN AFFAIRS

Funds by Object Class

($ in thousands)

Bureau of Near Eastern Affairs	FY 2009 Actual	FY 2010 Enacted	FY 2011 Request	Increase / Decrease
1100 Personnel Compensation	110,638	114,764	131,746	16,982
1200 Personnel Benefits	33,989	35,681	29,452	(6,229)
1300 Benefits Former Personnel	69	287	313	26
2100 Travel & Trans of Persons	8,519	10,967	10,657	(310)
2200 Transportation of Things	1,767	2,581	3,191	610
2300 Rents, Comm & Utilities	6,074	8,424	10,462	2,038
2400 Printing & Reproduction	302	309	383	74
2500 Other Services	46,069	58,361	54,485	(3,876)
2600 Supplies and Materials	4,744	5,967	5,863	(104)
3100 Personal Property	11,147	13,895	21,730	7,835
4100 Grants, Subsidies & Contrb	4,863	1,974	1,872	(102)
4200 INS Claims & Indemnities	0	60	60	0
Total	**228,181**	**253,270**	**270,214**	**16,944**

D&CP – BUREAU OF SOUTH AND CENTRAL ASIAN AFFAIRS

Resource Summary

($ in thousands)

Appropriations	FY 2009 Actual	FY 2010 Enacted	FY 2011 Request	Increase / Decrease
Positions	1,045	1,093	1,248	155
Funds	538,491	606,116	954,308	348,192

* The proposal to increase retention of fee revenues will provide additional funds for support of consular functions.
** Positions and Funds shown above include totals for Afghanistan and Pakistan.

Program Description

In no region of the world are the stakes higher for U.S. national security than in South and Central Asia. The countries of South and Central Asia face difficult challenges that require a long term U.S. commitment of leadership and resources: terrorism, the narcotics trade, weapons of mass destruction, weak governance, poverty, pandemics, illiteracy, corruption and natural disasters. Yet, as home to over two billion people and over one fourth of the world's population, most of them youth and children, South and Central Asia also is a region of great promise and opportunity.

Expanding the U.S. Strategic Partnership with India
The Department is implementing an expanded strategic partnership with India. While India has proven an emerging world leader, and remains a potential economic engine for the region, her lasting economic and political stability will require completing reforms and increasing broad-based economic opportunity for people.

Building on a firm foundation of shared values and common interests, from promoting democracy to countering terrorism, the U.S. is working to increase cooperation in the bilateral, regional, and global spheres. U.S. assistance programs in trade, health, agriculture, education, science and technology, and infrastructure will promote India's economic development in ways that extend opportunities to the 700 million people who live on less than $2 per day. Through focused dialogues and diplomatic coordination, the U.S. will also deepen cooperation on regional and global issues such as non-proliferation, combating terrorism, addressing climate change, and getting the global economy back on track.

Increasing U.S. Engagement with Central Asia
Bilateral relationships with the countries of Central Asia are usually far from the headlines, but challenges posed by this region are critical on a number of levels. The nations of Central Asia provide important supply routes, and in the case of the Kyrgyz Republic an installation, to support coalition forces in Afghanistan. Maintaining access has been difficult and requires deft diplomacy. However, cultivating broad and long-lasting relationships with these countries is the only way to ensure understanding and long-term support for U.S. efforts in Afghanistan. Strong relationships with Central Asia will also help to lay a foundation for building new democratic traditions, open the region to international commerce, instill respect for universal human rights, and establish sustainable solutions to natural resource challenges. The U.S. is pivotal to bolstering food security in Tajikistan and the Kyrgyz Republic in order to safeguard the security of the broader region. The U.S. must also work with Central Asia's hydrocarbon-producing nations to ensure multiple export routes that will not only increase profitability and sovereign interdependence, but also improve worldwide energy security.

Increasing U.S. engagement with the often authoritarian governments in Central Asia does not mean abandoning core values. In all interactions with the region, the U.S. will seek opportunities to

constructively promote democratic institutions and respect for human rights, and the U.S. will take every opportunity to remind U.S. partners in the region of the sincere belief that democracy is the true path to lasting stability and prosperity. The U.S. will also work with governments in the region to improve their handling of religious freedom issues, and to establish more responsive governance in order to provide the world with examples of how tolerant Muslim democracies can counter extremism.

Developing Lasting Partnerships through Public Diplomacy
Public support for and understanding of U.S. policies and democratic institutions are fundamental to the success of U.S. foreign policy objectives in South and Central Asia. The U.S. is working to build public support by expanding public diplomacy programs, outreach efforts, and media activities that will strengthen relationships between the U.S. government and local populations. SCA will use creative means to explain and advocate on behalf of mutually beneficial U.S. foreign policy goals – and work to enhance the image of the United States as a friend to the region. SCA will support inter-regional cooperation through people-to-people programs that emphasize the importance of efforts in Afghanistan and Pakistan.

Afghanistan and Pakistan
The Department's request for Afghanistan and Pakistan Operations is discussed in detail in a separate chapter.

Performance

The indicator below expresses performance relative to the trans-regional nature of the leading law enforcement challenges in the region – counterterrorism, counternarcotics, weapons proliferation – and the goal of enhanced coordination among law enforcement personnel and cross-border cooperation to stem the flow of drugs and weapons and promote regional stability and the rule of law.

STRATEGIC GOAL: ACHIEVING PEACE AND SECURITY			
Strategic Priority	Security Cooperation and Security Sector Reform		
Bureau Goal	Promoting Regional Security and Stability in South and Central Asia		
Indicator	NEW INDICATOR: Regional cooperation in law enforcement between South and Central Asia increases, particularly in cases involving illicit cross-border transit of goods, drugs, criminals, terrorists and weapons of mass destruction.		
RATINGS TREND			
FY 2006	**FY 2007**	**FY 2008**	**FY 2009**
New Indicator, No Rating	New Indicator, No Rating	◄► On Target	◄► On Target
TARGETS AND RESULTS			
FY 2011 Target	• *Establishment of more single customs and border checkpoint facilities at smaller checkpoints along Tajik – Afghan border to improve traffic flow and coordination.* • *Harmonized customs regulations and best practices inspection methods facilitate increased trade volumes across South and Central Asia borders. Measure against 2010 standards.* • *Establishment of an integrated response network for detection and interdiction of smuggled nuclear material.* • *CARICC serves as basis for joint exercises in smuggling patterns including participation from European Drug Enforcement Agencies.* • *Drug Enforcement Agency positions expand operations in the region.* • *- International Law Enforcement Academy training provided to all countries coordination strategies for disrupting terrorist and narcotics trafficking communications.*		

D&CP – BUREAU OF SOUTH AND CENTRAL ASIAN AFFAIRS

FY 2010 Target	• *Establishment of single customs and border checkpoint facilities at smaller checkpoints along Tajik – Afghan border to improve traffic flow and coordination.* • *Harmonized customs regulations and best practices inspection methods facilitate increased trade volumes across South and Central Asia borders. Measure against 2009 standards.* • *Establishment of an integrated response network for detection and interdiction of smuggled nuclear material.* • *CARICC serves as basis for joint exercises in smuggling patterns including participation from European Drug Enforcement Agencies.* • *Drug Enforcement Agency positions expand operations in the region.* • *International Law Enforcement Academy training provided to all countries coordination strategies for disrupting terrorist and narcotics trafficking communications.*
FY 2009 Target	• *Improved effectiveness of customs border checkpoints between Afghanistan and its neighbors with a reduction in illegal crossings and an increase in narcotics interdiction measured against 2008 standards.* • *Harmonized customs regulations and best practices for inspection methods are adopted implemented throughout the South and Central Asia region.* • *Enforceable export control laws are implemented by 75% of the SCA region designed around a uniform standard, such as IAEA model laws.* • *CARICC serves as basis for joint exercises among SCA member countries in smuggling patterns.* • *Department of Homeland Security attaché positions established at 50%of embassies in the region.* • *Drug Enforcement Agency positions successfully established in the region.* • *International Law Enforcement Academy training provided to all countries' traffic police.*
FY 2009 Rating and Result	Rating: On Target • *The CARICC (Central Asia Regional Information and Coordination Center) is fully operational and regional officers assigned to the center are exchanging relevant law enforcement information.* • *In May 2009, Sri Lanka co-hosted with the UN a regional export control seminar attended by all South Asian nations that produced national action plans to improve export controls and enhance targeting and enforcement practices by customs and border officials.* • *Countries continue to participate actively in International Law Enforcement Training Academy seminars sponsored by the Bureau of International Narcotics and Law Enforcement (INL) -- including a number of joint training exercises among Central Asian participants.* • *SCAis continuing to work to expand Drug Enforcement Agency presence overseas, particularly in South Asia.*
Impact	• *Efforts have resulted in greater cooperation between police and civilian government officials particularly in newer democratic countries in South Asia.* • *INL training programs held in coordination with the South Asian Association for Regional Cooperation (SAARC) have strengthened its capacity to serve as a unifying regional entity.*
FY 2008 Rating and Result	Rating: On Target • *World Customs Organization developed and deployed, in concert with the Department of Homeland Security, a series of online, interactive training modules on trade facilitation best practices and integrity awareness training.* • *Agreement establishing the Central Asian Regional Information Coordination Center entered into force and opened with initial staffing from SCA countries Kazakhstan, Kyrgyzstan, Tajikistan, and Turkmenistan.* • *WMD cooperative training and outreach efforts on detection and interdiction are active throughout Central Asia, Afghanistan, Bangladesh, India, Pakistan, and Sri Lanka.* • *Tajikistan has placed Drug Liaison Officers in Afghanistan; a variety of joint drug interdiction training exercises involving Central Asian countries, Afghanistan, and Russia were conducted under the auspices of the NATO-Russia Council.*

FY 2007 Rating and Result	Rating: New Indicator, No Rating • *ILEA hosted students from Kazakhstan, Kyrgyzstan and Tajikistan.* • *80% Anti-Terrorism Assistance target met. Training conducted in Kazakhstan, Kyrgyzstan, Tajikistan, India, Nepal, Sri Lanka and Bangladesh. Continuing training for Afghan Presidential Protective Service, Pakistan's Federal Investigative Agency.* • *Central Asia Regional Information Coordination Center completed in Kazakhstan.* • *Expanded U.S. WMD detection and interdiction training to Kazakhstan, Kyrgyzstan, Turkmenistan, Tajikistan, Uzbekistan, Afghanistan, Pakistan, Bangladesh and Sri Lanka.* • *Completed World Customs Organization Assessments for Kazakhstan, Kyrgyzstan, Tajikistan, Uzbekistan, India, Nepal, Sri Lanka, Maldives and Bhutan.* • *Successful Regional Cooperation Exercise in Kazakhstan. Tajikistan, Turkmenistan, Kyrgyzstan, Kazakhstan participated with Afghanistan as observer.*
FY 2006 Rating and Result	Rating: New Indicator, No Rating N/A
VERIFICATION AND VALIDATION	
Methodology	Field reporting is routinely analyzed to determine the results and effectiveness of law enforcement assistance. In addition, program assistance evaluations are conducted annually by USG technical experts. These evaluations are supplemented by non-governmental organizations contracted by the Department to conduct targeted assessments in certain key countries.
Data Source and Quality	Field reporting; program assistance evaluations conducted by USG personnel and non-governmental organizations contracted to the Department to conduct assessments. The Data Quality Assessment revealed no significant data limitations.

Justification of Request

Current Services
The Department's FY 2011 request of $954,308,000 (including Afghanistan and Pakistan) for the Bureau of South and Central Asian Affairs includes increases to maintain current services and support several key initiatives. An increase of $22,584,000 for statutory pay raises for a base American staffing level of 520, domestic and overseas inflation, Locally Engaged Staff wage and step increases, and increased operating costs for new facilities maintains the FY 2010 level of activity. The FY 2011 budget request for appropriated funds will be further leveraged through increased availability of consular fee revenues to offset the Bureau's existing support costs for consular functions.

Afghanistan and Pakistan: $323,995,000 including 130 Positions
The Department is requesting $268,528,000 and 97 overseas and 9 domestic positions for Afghanistan over a base of $485,595,000 and 764 positions and $55,737,000 and 12 overseas and 12 domestic positions for Pakistan over a base of $45,837,000 and 58 positions. Justifications for these program change requests are discussed in a separate chapter.

Overseas – American New Hires: $6,358,000 including 23 Positions
The request includes $6,358,000 for an increase of 17 new American overseas and 6 domestic positions, over a base of 344 overseas positions and $117,304,000 and 107 domestic positions and $17,334,000. This request does not include new positions for Afghanistan or Pakistan. Of the 17 overseas positions, 3 are ICASS positions in Turkmenistan, Sri Lanka, and India. The balance are Program and Public Diplomacy positions, including a Principal Officer for Almaty due to the change in status from Embassy Branch Office to Consulate, a Political Officer in Turkmenistan to handle increased reporting load as the country emerges from political isolation, and a Cultural Affairs Officer in Sri Lanka to conduct outreach to the Tamil and Muslim communities and Sinhalese youth.

Public Diplomacy: Overseas - American New Hires: $670,000 including 2 Positions
The request includes $670,000 for an increase of 2 new overseas positions over a base of 63 and $21,483,000 to support expanded outreach programs.

D&CP – BUREAU OF SOUTH AND CENTRAL ASIAN AFFAIRS

Resource Summary

	Positions				Funds ($ in thousands)		
	American			Pos	Bureau	American	Funds
	Domestic	Overseas	FSN	Total	Managed	Salaries	Total
FY 2009 Actual	97	375	573	1,045	478,705	59,786	538,491
FY 2010 Estimate	113	407	573	1,093	530,742	75,374	606,116
FY 2011 Built-in Changes							
Annualization of FY 2010 COLA	0	0	0	0	476	197	673
Domestic Inflation	0	0	0	0	872	0	872
FY 2011 American COLA	0	0	0	0	665	790	1,455
Locally Engaged Staff Step Increases	0	0	0	0	4,946	0	4,946
Locally Engaged Staff Wage Increases	0	0	0	0	4,837	0	4,837
Overseas Price Inflation	0	0	0	0	4,116	0	4,116
Afghan Staff Support Inflation	0	0	0	0	5,685	0	5,685
Total Built-in Changes	0	0	0	0	21,597	987	22,584
FY 2011 Current Services	113	407	573	1,093	552,339	76,361	628,700
FY 2011 Program Changes							
Afghanistan: Increased Diplomatic Presence	9	97	0	106	245,207	17,636	262,843
Pakistan: Increased Diplomatic Presence/Outreach	12	12	0	24	40,015	4,272	44,287
Pakistan: Strategic Communications	0	0	0	0	11,450	0	11,450
Overseas American New Hires	0	17	0	17	4,070	1,472	5,542
Domestic - American New Hires	6	0	0	6	66	750	816
Public Diplomacy - American New Hires	0	2	0	2	500	170	670
Total Program Changes	27	128	0	155	301,308	24,300	325,608
FY 2011 Request	140	535	573	1,248	853,647	100,661	954,308

D&CP – BUREAU OF SOUTH AND CENTRAL ASIAN AFFAIRS

Staff by Program Activity
(positions)

Bureau of South and Central Asian Affairs	FY 2009 Actual	FY 2010 Enacted	FY 2011 Request	Increase / Decrease
Conduct of Consular Relations	294	58	0	(58)
Conduct of Diplomatic Relations	281	335	388	53
Diplomatic Security	56	81	81	0
Domestic Administrative Support	5	15	15	0
Information Resource Management	99	122	122	0
Overseas Program Support	234	193	332	139
Policy Formulation	76	41	60	19
Public Diplomacy	0	248	250	2
Total	**1,045**	**1,093**	**1,248**	**155**

Funds by Program Activity
($ in thousands)

Bureau of South and Central Asian Affairs	FY 2009 Actual	FY 2010 Enacted	FY 2011 Request	Increase / Decrease
Conduct of Consular Relations	6,701	25,418	0	(25,418)
Conduct of Diplomatic Relations	344,982	133,738	394,864	261,126
Diplomatic Security	9,908	33,832	36,308	2,476
Domestic Administrative Support	1,395	4,492	2,008	(2,484)
Information Resource Management	15,777	62,891	19,173	(43,718)
Overseas Program Support	63,936	238,820	414,395	175,575
Policy Formulation	18,030	55,845	24,216	(31,629)
Public Diplomacy	77,762	51,080	63,344	12,264
Total	**538,491**	**606,116**	**954,308**	**348,192**

D&CP – BUREAU OF SOUTH AND CENTRAL ASIAN AFFAIRS

Program Activities

Department Of State	Positions				Funds ($ in thousands)		
	American			Pos	Bureau	American	Funds
	Domestic	Overseas	FSN	Total	Managed	Salaries	Total
Conduct of Diplomatic Relations	**75**	**242**	**71**	**388**	**353,498**	**41,366**	**394,864**
Business Services	2	18	10	30	10,009	2,636	12,645
Country Coordination	40	16	0	56	9,975	6,620	16,595
Economic/Trade Affairs	2	30	21	53	18,700	4,497	23,197
Environmental, Scientific and Technological Affairs	1	25	6	32	5,983	1,974	7,957
International Security Affairs	22	77	0	99	145,031	13,099	158,130
Mission Direction	0	0	0	0	39,673	0	39,673
Political Affairs	8	76	34	118	34,680	12,540	47,220
Diplomatic Security	**0**	**57**	**24**	**81**	**28,280**	**8,028**	**36,308**
Overseas Protection of Life	0	57	24	81	28,280	8,028	36,308
Domestic Administrative Support	**15**	**0**	**0**	**15**	**708**	**1,300**	**2,008**
Domestic Administrative Management	15	0	0	15	708	1,300	2,008
Information Resource Management	**4**	**44**	**74**	**122**	**11,963**	**7,210**	**19,173**
Corporate Information Systems and Services	2	21	74	97	9,248	3,395	12,643
Infrastructure Systems	2	23	0	25	2,715	3,815	6,530
Overseas Program Support	**0**	**127**	**205**	**332**	**396,413**	**17,982**	**414,395**
International Cooperative Administrative Support Services (ICASS)	0	74	125	199	37,440	10,858	48,298
Mission Direction	0	0	0	0	293,870	0	293,870
Overseas General Services	0	53	80	133	65,103	7,124	72,227
Policy Formulation	**40**	**0**	**20**	**60**	**8,431**	**15,785**	**24,216**
Bureau Direction	16	0	0	16	2,570	5,912	8,482
Mission Direction	24	0	20	44	5,861	9,873	15,734
Public Diplomacy	**6**	**65**	**179**	**250**	**54,354**	**8,990**	**63,344**
Public Diplomacy - Program Costs	6	65	179	250	54,354	8,990	63,344
Total	**140**	**535**	**573**	**1,248**	**853,647**	**100,661**	**954,308**

D&CP – BUREAU OF SOUTH AND CENTRAL ASIAN AFFAIRS

Staff by Domestic Organization Unit

(positions)

Bureau of South and Central Asian Affairs	FY 2009 Actual	FY 2010 Enacted	FY 2011 Request	Increase / Decrease
Office of Central Asian Affairs	14	10	10	0
Office of Executive Director	0	0	20	20
Office of India, Nepal, Sri Lanka, Maldive Is., Bhutan, & Bangladesh Affairs	9	9	12	3
Office of Pakistan & Afghanistan Affairs	54	43	48	5
Office of Public Diplomacy	15	15	21	6
Office of Regional Affairs	10	10	18	8
Office of the Assistant Secretary	12	11	11	0
Total	**114**	**98**	**140**	**42**

Funds by Domestic Organization Unit

($ in thousands)

Bureau of South and Central Asian Affairs	FY 2009 Actual	FY 2010 Enacted	FY 2011 Request	Increase / Decrease
Office of Central Asian Affairs	3,326	4,078	4,241	163
Office of Executive Director	0	1,387	2,122	735
Office of India, Nepal, Sri Lanka, Maldive Is., Bhutan, & Bangladesh Affairs	2,362	2,648	3,230	582
Office of Pakistan & Afghanistan Affairs	5,212	10,665	11,461	796
Office of Public Diplomacy	5,194	3,910	6,913	3,003
Office of Regional Affairs	2,467	2,687	3,647	960
Office of the Assistant Secretary	2,623	2,771	3,255	484
Total	**21,184**	**28,146**	**34,869**	**6,723**

D&CP – BUREAU OF SOUTH AND CENTRAL ASIAN AFFAIRS

Staff by Post
(positions)

Bureau of South and Central Asian Affairs (SCA)	FY 2009 Actual			FY 2010 Enacted			FY 2011 Request			Increase/ Increase		
	Amer	FSN	Total	Amer	FSN	Total	Amer	FSN	Total	Amer	FSN	Total
Afghanistan, Kabul	87	22	109	105	22	99	203	22	196	97	0	97
Bangladesh, Dhaka	20	33	53	22	33	55	24	33	57	2	0	2
India, Chennai (CG)	11	41	52	12	41	53	12	41	53	0	0	0
India, Hyderabad	0	0	0	0	0	0	7	0	7	7	0	7
India, Kolkata (CG)	5	32	37	6	32	38	7	32	39	1	0	1
India, Mumbai (CG)	13	53	66	14	53	67	15	53	68	1	0	1
India, New Delhi	66	182	248	70	182	252	72	182	254	2	0	2
Kazakhstan, Almaty	10	6	16	12	6	18	12	6	18	0	0	0
Kazakhstan, Astana	7	5	12	8	5	13	10	5	15	2	0	2
Kyrgyzstan, Bishkek	11	8	19	12	8	20	12	8	20	0	0	0
Nepal, Kathmandu	17	24	41	18	24	42	18	24	42	0	0	0
Pakistan, Islamabad	31	84	115	36	84	148	48	84	160	12	0	12
Pakistan, Karachi (CG)	10	17	27	11	17	28	11	17	28	0	0	0
Pakistan, Lahore (CG)	1	18	19	5	18	23	5	18	23	0	0	0
Pakistan, Peshawar (CN)	5	5	10	6	5	11	6	5	11	0	0	0
Sri Lanka, Colombo	19	25	44	20	25	45	20	25	45	0	0	0
Tajikistan, Dushanbe	12	5	17	14	5	19	15	5	20	1	0	1
Turkmenistan, Ashgabat	13	4	17	15	4	19	17	4	21	2	0	2
Uzbekistan, Tashkent	20	9	29	21	9	30	22	9	31	1	0	1
Total	**358**	**573**	**931**	**407**	**573**	**980**	**535**	**573**	**1,108**	**128**	**0**	**128**

D&CP – BUREAU OF SOUTH AND CENTRAL ASIAN AFFAIRS

Funds by Post

($ in thousands)

Bureau of South and Central Asian Affairs	FY 2009 Actual	FY 2010 Enacted	FY 2011 Request	Increase / Decrease
Afghanistan, Kabul	367,586	485,595	754,123	268,528
Bangladesh, Dhaka	7,183	4,100	5,194	1,094
India, Chennai (CG)	5,885	3,542	4,246	704
India, Hyderabad	0	1,818	2,451	633
India, Kolkata (CG)	3,816	1,874	2,240	366
India, Mumbai (CG)	7,153	3,354	4,572	1,218
India, New Delhi	22,499	12,495	16,063	3,568
Kazakhstan, Almaty	2,231	1,280	2,627	1,347
Kazakhstan, Astana	2,948	1,641	3,461	1,820
Kyrgyzstan, Bishkek	3,231	1,840	2,283	443
Nepal, Kathmandu	11,746	4,475	5,597	1,122
Pakistan, Islamabad	54,999	32,380	85,432	53,052
Pakistan, Karachi (CG)	6,405	8,459	10,037	1,578
Pakistan, Lahore (CG)	2,040	2,884	3,008	124
Pakistan, Peshawar (CN)	1,701	2,114	3,097	983
Sri Lanka, Colombo	5,733	3,226	4,733	1,507
Tajikistan, Dushanbe	3,253	1,852	2,449	597
Turkmenistan, Ashgabat	3,440	1,939	3,205	1,266
Uzbekistan, Tashkent	5,458	3,102	4,621	1,519
Total	**517,307**	**577,970**	**919,439**	**341,469**

Funds by Object Class

($ in thousands)

Bureau of South and Central Asian Affairs	FY 2009 Actual	FY 2010 Enacted	FY 2011 Request	Increase / Decrease
1100 Personnel Compensation	193,371	244,041	314,814	70,773
1200 Personnel Benefits	134,537	159,234	116,931	(42,303)
1300 Benefits Former Personnel	3	3	0	(3)
2100 Travel & Trans of Persons	11,179	12,763	46,849	34,086
2200 Transportation of Things	1,634	6,890	24,563	17,673
2300 Rents, Comm & Utilities	3,135	12,672	87,038	74,366
2400 Printing & Reproduction	803	2,164	1,030	(1,134)
2500 Other Services	136,689	101,953	107,271	5,318
2600 Supplies and Materials	2,880	8,776	134,891	126,115
3100 Personal Property	29,739	20,366	76,544	56,178
4100 Grants, Subsidies & Contrb	24,521	37,254	44,377	7,123
Total	**538,491**	**606,116**	**954,308**	**348,192**

D&CP – BUREAU OF EAST ASIAN AND PACIFIC AFFAIRS

Resource Summary

($ in thousands)

Appropriations	FY 2009 Actual	FY 2010 Enacted	FY 2011 Request	Increase / Decrease
Positions	1,583	1,590	1,617	27
Funds	303,629	327,414	341,736	14,322

* The proposal to increase retention of fee revenues will provide additional funds for support of consular functions.

Program Description

The Bureau of East Asian and Pacific Affairs (EAP) covers a region with five of the top fifteen largest trading partners with the U.S. and is home to long-standing treaty allies in Japan, the Republic of Korea, Australia, the Philippines, and Thailand, as well as security relationships through Compacts of Free Association with the Marshall Islands, Micronesia, and Palau. The region faces a security threat from North Korea's nuclear and missile programs. Elsewhere, regional security trends remain favorable to U.S. interests. Exponential economic growth in China and elsewhere has created market opportunities for U.S. goods and services, while diffusing prosperity more widely in the region, creating burgeoning new middle classes, and accelerating regional integration. While some in the region have doubted U.S. commitment and attention to East Asia, the desire for U.S. leadership remains strong in most countries.

As the rise of Asian nations alters the regional and global order and dynamic Asian economies produce more goods, and demand more energy and resources, the Department must marshal the human and financial resources to advance and defend U.S. interests in the region. The challenge and opportunity presented in Asia are great. The future is inextricably entwined with Asia on security and trade issues.

To pursue this policy vision, EAP will work with regional partners to achieve five closely inter-connected goals over the long term.

Meeting Security Challenges

Stability and continued peace in the region is the foundation for advancing all other U.S. interests in East Asia and the Pacific. A central objective is to imbue treaty alliances with a more global focus so that they increasingly contribute to meeting out-of-the-region security challenges. The Trilateral Strategic Dialogue with Japan and Australia and the partnership with Australia and New Zealand make possible an expanding array of initiatives to promote regional security and cooperation and sustainable development in the fragile states of Timor-Leste and the South Pacific. To further engagement with the island nations through Pacific Partnership missions the Department proposes restoring a USAID presence in the Pacific Islands. The strategy involves increasing the capacity of key partners including Indonesia and Mongolia to contribute to regional and global security. The Department will work with Indonesia to promote defense reform and professionalization, expand capacity for participation in global peacekeeping operations, improve disaster response capability, and improve maritime security. With Mongolia, building peace-keeping and border security capabilities are the central focus.

The U.S. must continue targeted efforts to fight terrorism, protect the flow of legitimate trade, and counter proliferation. The focus of these programs remains the Indonesia/Philippines/Malaysia Tri-Border region. The Department also supports regional counterterrorism initiatives undertaken by the Asia Pacific Economic Conference (APEC), including those safeguarding trade by enabling airports and seaports to prevent and respond to terrorist attacks. Indonesia and Vietnam, both geo-

strategically situated, hold enormous promise for broadened relations with the U.S. With Indonesia the Department will continue the momentum provided by the Secretary's announcement of a Comprehensive U.S.-Indonesian Partnership, using expanded assistance to accelerate Indonesia's transition into a prosperous democracy.

The Korean Peninsula remains a dangerous flashpoint that will necessitate careful, hands-on involvement by the Department and others. Rising tensions in the South China Sea also merit close attention, to ensure that overlapping boundary claims and resource competition do not spark confrontations. Governments have strengthened counterterrorism and counter-proliferation capacities, but al Qaeda-linked terrorist networks continue to pose a grave threat to U.S. interests, as does the proliferation of weapons of mass destruction (WMD) and missile technologies. Noteworthy advances have been made against infectious diseases, human trafficking, and other criminal activity, but more is needed to gain the upper hand.

Reaffirming U.S. Economic Leadership

The Department's strategic priority is to reinvigorate U.S. leadership in the face of regional pressures to forge Asian stand-alone approaches and to create regional organizations that do not include the U.S. The Department must craft a way forward focused on continued opening of markets, new trade initiatives, and creating attractive business and investment environments to facilitate trade for U.S. producers and exporters and create jobs in the U.S. The U.S. can do this by promoting openness of markets in order to sustain regional growth and development, and working closely with Asian partners in the G-20 and the Asian Development Bank.

Trade initiatives include concluding the South Korea-U.S. Free Trade Agreement, supporting APEC's regional integration initiatives including Free Trade Area of the Asia Pacific as a long-term goal, and launching talks to join the Trans-Pacific Strategic Economic Partnership Agreement with Brunei, New Zealand, Singapore, Australia, Peru and Vietnam. The Department will push to reduce unfair market barriers in China and elsewhere in the region.

To improve economic governance, the Department plans to focus on transparency, corruption, and intellectual property protection. In Indonesia, the Philippines, and Vietnam particularly the Department will continue to encourage pro-growth policies. The Department will foster development in areas such as the southern Philippines and Timor-Leste, where reducing poverty is closely linked to prospects for stability. In the Pacific Islands, the Department will work to expand the benefits of new economic growth on Guam and, together with Australian, New Zealand, and French partners help these nations safeguard valuable fisheries.

To maintain a strong U.S. role in Asia, the Department must bolster U.S. multilateral engagement in APEC and the ASEAN Regional Forum (ARF) and strengthen and shape them through engagement. In 2011, the U.S. will host APEC for the first time in 18 years, providing a unique policy and program assistance opportunities to shape an agenda that will allow Americans to compete on a more level economic playing field. Through APEC, the Department will advance an ambitious program for regional economic integration and free trade. Working with ASEAN, the U.S. will seek to streamline and strengthen ARF's institutional processes and create a more action-oriented agenda, focused on transnational and non-traditional security challenges.

Building Constructive Relations with China

The Department will continue efforts to expand U.S. dialogue and cooperation with Beijing on a broad range of key issues. The Department's strategy is to shape the choices Chinese leaders make about how to use their growing power. The cornerstone of engagement is the Strategic and Economic Dialogue, but engagement with China will need to grow at all levels in order to successfully manage this crucial bilateral relationship. The Department is actively encouraging China to play a greater role in international diplomacy and in the global economic architecture so as to buttress international development and stability, thereby furthering the overall interests of the U.S. A prime example of multilateral cooperation with China is the Six-Party Talks process through which the U.S. seeks to

denuclearize the Korean peninsula in a peaceful manner. The Department will work in this process to implement fully the September 2005 Joint Statement and move into the next phase of denuclearization. Key to engagement with China is building a foundation of greater mutual understanding and trust between the two countries and fostering a dialogue with Chinese citizens. The Department will increase the use of technology to reach audiences in China and engage both decision-makers and youth. With the initiation of dialogue, Beijing and Taipei have made significant headway in peacefully resolving cross-Strait differences over issues such as Taiwan's international space. The Department will encourage continuing dialogue and increased economic and social integration between Beijing and Taipei.

Improving Governance, Human Rights and Democratic Institutions
In recent years, democracy, rule of law, and human rights have made significant strides in the EAP region. Accordingly, the Department will focus first on strengthening democratic institutions, norms, and practices in societies where the transition to democracy is in the early transition phase, or where structural and historical challenges have hindered consolidation of a stable democracy and human rights protections. The Department will promote strengthened public institutions and the creation of more vibrant, effective local governments, civil societies and media. U.S. strategy focuses on countries such as Cambodia, Timor Leste and Thailand. Secondly, the Department will continue efforts to press Burma and Fiji to begin the process of democratization and improved respect for human rights. In Burma, it is crucial to begin making long-term investments in building the capacity of democratic elements to manage the enormous governance challenges that will arise when political change finally comes. In Fiji, the Department will work with the Pacific Island Forum and other regional partners to press for the return of the democratic government. On North Korea, the Department will need to keep international attention focused on human rights abuses and the plight of refugees.

Forging Strong Partnerships on Transnational Issues
Key Administration officials, including the President, have emphasized that the East Asian and Pacific region represents an imperative locus for action on environmental sustainability, climate change mitigation, and energy and resource security for the coming decades. The Department and USAID have valuable diplomatic resources and contacts which it can bring to bear to help address these problems, working closely with other bureaus, offices and agencies. The rising prominence of these issues necessitate that the Department develop new expertise, engage with a broadened set of interlocutors on highly technical subjects, and build partnerships and political will among East Asian and Pacific decision-makers and publics to ensure effective and timely action. East Asian nations are significant participants in the Major Economies Forum as well as the UN Climate negotiations. The Department seeks to expand important bilateral and multilateral environmental assistance programs. Forest conservation and promoting clean, low-carbon energy production and utilization merit particular focus. One approach is to continue recent efforts to work with ASEAN countries on environmental issues, including a focus on Mekong River issues and with APEC to improve energy security and reduce barriers to trade in environmental and energy efficient technologies. Cooperation with China is crucial to encouraging rapid adoption of low-carbon energy production techniques, encouraging innovation, and highlighting the urgency of shifting toward sustainable development practices.

Little can be accomplished long-term unless U.S. efforts improve quality of life in the region. Educational systems with access for all, quality health services, a skilled labor force, and adequate resources for mitigating disasters are essential components for expanding political and economic development. The U.S. seeks to expand cooperation with APEC member economies, ASEAN, and the ASEAN Regional Forum on projects to improve regional responses to natural disasters by increasing public health preparedness, improving the efficacy and coordination of disaster response agencies in the region, and building the capabilities of military and civilian institutions. The Department will introduce broad-ranging education initiatives in Indonesia and Vietnam, as well as bolster ongoing efforts in Cambodia and Timor-Leste, expand opportunities for ethnic minorities in Vietnam and continue to address basic health care and education needs in strategic areas such as the

southern Philippines. The Department will work with the Avian Influenza Action Group and APEC to coordinate activities to minimize the threat of pandemic influenza while continuing to provide HIV/AIDS prevention, care, and treatment assistance in key target countries. Preventing and controlling the spread of other infectious diseases such as tuberculosis, malaria, and avian influenza will continue to be regional priorities.

The Department will encourage ASEAN to implement the commitments of its new Charter to strengthen democracy, enhance good governance and rule of law, and protect human rights and fundamental freedoms, including through the creation of an ASEAN Human Rights Body.

While expanding use of new media, the Department must continue to engage traditional media and use interviews with both domestic and foreign media. The Department will counter the misperception of retreat from the region by expanding Public Diplomacy outreach through our Regional Media Hub in Tokyo to extend the reach of senior U.S. officials. Simultaneously, the Department will advance its public diplomacy programs and media engagement strategies that open windows for the people of closed societies in Burma and North Korea.

Performance

Corruption can be an indication of multiple problems within political and economic systems, such as a lack of transparency, the inability of a country's citizens to fully participate in the political process, and an under-developed justice sector. This indicator attempts to show the impact of both U.S. and Chinese efforts to address a serious impediment to long-term Chinese development and integration into the international economic system.

STRATEGIC GOAL: GOVERNING JUSTLY AND DEMOCRATICALLY						
Strategic Priority	Good Governance					
Bureau Goal	Indicator is a department level measure and was developed outside of bureau strategic planning process					
Indicator	NEW INDICATOR: Level of corruption in China as measured by the World Bank's Control of Corruption percentile rank.					
FY 2006 Result	FY 2007 Result	FY 2008 Result	FY 2009 Result	FY 2009 Target	FY 2010 Target	FY 2011 Target
36.9 New Indicator, No Rating	33.8 New Indicator, No Rating	41.1 [Baseline] New Indicator, No Rating	Data available mid-2010 Data Not Yet Available, No Rating	[Baseline year]	43	45
Impact	Ratings and result not available to determine impact.					
Methodology	Methodology developed by World Bank. http://papers.ssrn.com/sol3/papers.cfm?abstract_id=1424591					
Data Source and Quality	World Bank "Governance Matters" Governance Indicators: Control of Corruption Index http://info.worldbank.org/governance/wgi/sc_chart.asp. Governance Matters rates data quality as a 90% confidence level.					

Achieving key milestones toward denuclearization of the Korean Peninsula is the performance goal, but is dependent on factors beyond the control of U.S. diplomacy. In response to North Korean nuclear tests in May 2009, South Korea joined the Proliferation Security Initiative (PSI) as a full-member. The group has 16 "core" countries, while the remaining 80-plus nations have observer status.

D&CP – BUREAU OF EAST ASIAN AND PACIFIC AFFAIRS

STRATEGIC GOAL: ACHIEVING PEACE AND SECURITY	
Strategic Priority	Combating Weapons of Mass Destruction and Destabilizing Conventional Weapons
Bureau Goal	Meet security challenges in Asia through strengthened treaty alliances and partnerships.
Indicator	Key milestones in achieving full denuclearization of the Korean Peninsula and preventing the export of Weapons of Mass Destruction (WMD) and missile-related technology by the Democratic People's Republic of Korea (DPRK).

RATINGS TREND			
FY 2006	**FY 2007**	**FY 2008**	**FY 2009**
New Indicator, No Rating	New Indicator, No Rating	◁▷ Improved But Not Met	▼ Below Target

TARGETS AND RESULTS	
FY 2011 Target	Return North Korea to the Treaty on Nonproliferation and International Atomic Energy Agency (IAEA) Safeguards. Continue efforts to achieve the verifiable denuclearization on Korean Peninsula.
FY 2010 Target	Return to Six-Party Talks. Continued dismantlement of DPRK nuclear programs. Work toward normalization of relations with North Korea, including greater economic exchange, in concert with diplomatic efforts and contingent upon progress in denuclearization.
FY 2009 Target	Work to achieve further disablement and dismantlement of DPRK nuclear facilities, physical removal of spent fuel and fissile materials from the DPRK, and progress in verification of the DPRK's declaration. Further progress toward fulfilling working group goals and toward regional nonproliferation.
FY 2009 Rating and Result	**Rating: Below Target** U.S. experts observed disablement at Yongbyon from 11/2007 to 4/2009 when the DPRK expelled them. At that time, eight of eleven Second Phase disablement steps had been completed. IAEA and U.S. experts departed in April following North Korea's launch of a ballistic missile. On May 25, North Korea announced it had tested a nuclear device. In June, the DPRK announced its intention to reprocess spent fuel rods and to reverse other disablement steps. The UN Security Council unanimously passed UNSCR 1874 and the U.S. seeks full and transparent implementation of the resolution. The U.S. continues to seek the verifiable denuclearization of the Korean Peninsula in a peaceful manner and DPRK's return to the NPT and IAEA safeguards as stated in the September 19, 2005 Joint Statement of the Six-Party Talks.
Impact	Below target due to DPRK's refusal to continue to implement denuclearization. We had success in building and maintaining Five-Party unity throughout this timeframe. Facilitated an international coalition which condemned DPRK's missile and nuclear tests through the adoption of UNSCR 1874. U.S. remains committed to achieving verifiable denuclearization of the Korean Peninsula in a peaceful manner.
Steps to Improve	The U.S. is strongly committed to, and will continue to work toward, full and transparent implementation of all relevant Security Council Resolutions, including 1718 and 1874. UNSCR 1718 and UNSCR 1874 require that DPRK re-establish its moratorium on missile launches and express "gravest concern" that the missile activities of the DPRK have "generated increased tension in the region and beyond."
FY 2008 Rating and Result	**Rating: Improved But Not Met** The DPRK provided a declaration of its nuclear programs on June 26, 2008. The DPRK began disablement of the three core nuclear facilities at Yongbyon, although the DPRK halted disablement activities in August 2008. Disablement activities were reinitiated in October 2008, though at a slower pace.

FY 2007 Rating and Result	**Rating: New Indicator, No Rating** DPRK nuclear test in October 2006 prompted passage of UNSCR 1718 and imposition of sanctions. Six-Party Talks resumed and parties agreed to begin implementation of the September 2005 Joint Statement, beginning with February 13, 2007 Initial Actions agreement. DPRK shut down and sealed Yongbyon nuclear facility and IAEA personnel returned to conduct monitoring and verification activities. Parties agreed to cooperate in economic, energy, and humanitarian assistance and delivered an initial 50,000 tons of heavy fuel oil. Working groups set up by the "Initial Actions" agreement all met. Instances of isolated proliferation-related behavior on the part of firms from Asian nations continued, but some states, including the Republic of Korea (ROK), indicated willingness to cooperate more closely in preventing WMD-related proliferation in Asia.
FY 2006 Rating and Result	**Rating: New Indicator, No Rating** Working level-contacts maintained with North Korea. Discussions continue on some technical issues with slow progress. Uneven Chinese and ROK engagement with DPRK. Evidence of instances of isolated proliferation-related behavior on the part of firms from Asian nations and of inadequate export controls.
VERIFICATION AND VALIDATION	
Methodology	The bureau follows standards for the Department of State's data quality assessment matrix. Progress on this indicator is evaluated based upon the September 2005 Joint Statement of the Six-Party Talks and the October 3, 2007 agreement on the Second-Phase Actions for the Implementation of the Joint Statement.
Data Source and Quality	USG cable reports and memoranda of communication from U.S. overseas reports. Data Quality Analysis revealed no significant data quality limitations.

Justification of Request

Current Services
The Department's FY 2011 request of $341.7 million for the Bureau of East Asian and Pacific Affairs includes increases to maintain current services and support several key initiatives. An increase of $6.2 million for statutory pay raises, domestic and overseas inflation, locally engaged staff wage and step increases, and increased operating costs for new facilities maintains the FY 2010 level of activity. The FY 2011 budget request for appropriated funds will be further leveraged through increased availability of consular fee revenues to offset the Bureau's existing support costs for consular functions. The request includes the following program increases:

American New Hires
The Department requests $8.091 million for 27 overseas and domestic USDH positions (on a base of $333.645 million and 773 positions), including Political, Economic, and Environment, Science, Technology, Health and Public Diplomacy officers. This reflects the urgency to understand and engage a region that looks to the U.S. as a trade partner and a military power. Among the total positions requested, four will deal with issues such as counterterrorism, counter-proliferation, migration, and religious freedom, four will deal with macroeconomic analysis to respond effectively to the current financial and economic crises, and five will deal with public diplomacy affairs. The administrative platform that supports the embassies must grow as well, and the request includes administrative positions for general service officers, information technology officers, and office management specialists.

To engage in "smart power" diplomacy effectively, the Department must forward-position its smartest diplomats and powerful new technologies in the field, in countries where they can make an immediate, positive difference in outreach to new audiences and dialogues that advance U.S. interests. The Department will work to enhance people-to-people exchanges and information programs. Dynamic programming to engage decision makers and convey U.S. leadership on key issues will come from all sections of the Embassy including public diplomacy officers. With an expansion of Virtual Presence Posts and American Presence Posts in China, a significant increase in new American

officer positions is needed to manage the unparalleled surge in information, cultural and educational exchange programs between the U.S. and China.

Resource Summary

	Positions				Funds ($ in thousands)		
	American			Pos	Bureau	American	Funds
	Domestic	Overseas	FSN	Total	Managed	Salaries	Total
FY 2009 Actual	159	607	817	1,583	175,616	128,013	303,629
FY 2010 Estimate	161	612	817	1,590	197,002	130,412	327,414
FY 2011 Built-in Changes							
Annualization of FY 2010 COLA	0	0	0	0	46	640	686
Domestic Inflation	0	0	0	0	188	0	188
FY 2011 American COLA	0	0	0	0	192	903	1,095
Locally Engaged Staff Step Increases	0	0	0	0	1,212	0	1,212
Locally Engaged Staff Wage Increases	0	0	0	0	1,924	0	1,924
Overseas Price Inflation	0	0	0	0	1,126	0	1,126
Total Built-in Changes	0	0	0	0	4,688	1,543	6,231
FY 2011 Current Services	161	612	817	1,590	201,690	131,955	333,645
FY 2011 Program Changes							
US Direct Hire Positions	4	18	0	22	4,613	1,803	6,416
New American Officer Positions	0	5	0	5	1,250	425	1,675
Total Program Changes	4	23	0	27	5,863	2,228	8,091
FY 2011 Request	165	635	817	1,617	207,553	134,183	341,736

D&CP – BUREAU OF EAST ASIAN AND PACIFIC AFFAIRS

Staff by Program Activity
(positions)

Bureau of East Asian and Pacific Affairs	FY 2009 Actual	FY 2010 Enacted	FY 2011 Request	Increase / Decrease
Conduct of Consular Relations	293	257	0	(257)
Conduct of Diplomatic Relations	466	468	686	218
Counter-Terrorism Programs	33	33	35	2
Diplomatic Security	60	60	65	5
Domestic Administrative Support	20	20	25	5
Information Resource Management	154	155	162	7
Policy Formulation	184	221	262	41
Public Diplomacy	373	376	381	5
Training Services	0	0	1	1
Total	**1,583**	**1,590**	**1,617**	**27**

Funds by Program Activity
($ in thousands)

Bureau of East Asian and Pacific Affairs	FY 2009 Actual	FY 2010 Enacted	FY 2011 Request	Increase / Decrease
Conduct of Consular Relations	7,703	11,291	0	(11,291)
Conduct of Diplomatic Relations	81,871	91,708	105,135	13,427
Counter-Terrorism Programs	3,659	2,920	4,176	1,256
Diplomatic Security	17,725	18,925	19,067	142
Domestic Administrative Support	2,737	2,705	3,400	695
Information Resource Management	26,198	25,501	27,420	1,919
Multilateral Diplomacy	272	287	289	2
Overseas Program Support	77,874	83,224	83,856	632
Policy Formulation	39,367	39,330	43,004	3,674
Public Diplomacy	46,120	51,414	54,690	3,276
Training Services	103	109	699	590
Total	**303,629**	**327,414**	**341,736**	**14,322**

D&CP – BUREAU OF EAST ASIAN AND PACIFIC AFFAIRS

Program Activities

Department Of State	Positions				Funds ($ in thousands)		
	American			Pos	Bureau	American	Funds
	Domestic	Overseas	FSN	Total	Managed	Salaries	Total
Conduct of Diplomatic Relations	**102**	**287**	**297**	**686**	**41,775**	**63,360**	**105,135**
Business Services	5	8	11	24	1,074	2,234	3,308
Country Coordination	48	0	0	48	2,312	6,737	9,049
Economic/Trade Affairs	22	104	37	163	9,075	18,978	28,053
Environmental, Scientific and Technological Affairs	3	24	6	33	1,486	4,935	6,421
International Security Affairs	8	12	0	20	713	3,412	4,125
Labor Affairs	1	5	6	12	236	1,123	1,359
Political Affairs	15	134	237	386	26,879	25,941	52,820
Counter-Terrorism Programs	**0**	**10**	**25**	**35**	**2,247**	**1,929**	**4,176**
International Security Affairs	0	0	25	25	0	0	0
Diplomatic Security	**0**	**10**	**55**	**65**	**17,137**	**1,930**	**19,067**
Investigations and Counterintelligence	0	0	0	0	78	0	78
Mission Security Operations	0	5	20	25	771	965	1,736
Overseas Protection of Life	0	5	35	40	16,288	965	17,253
Domestic Administrative Support	**25**	**0**	**0**	**25**	**418**	**2,982**	**3,400**
Domestic Administrative Management	11	0	0	11	181	1,284	1,465
Domestic Financial Services	8	0	0	8	92	951	1,043
Domestic General Services	2	0	0	2	49	249	298
Domestic Personnel Services	4	0	0	4	96	498	594
Information Resource Management	**4**	**113**	**45**	**162**	**5,440**	**21,980**	**27,420**
Infrastructure Systems	0	82	33	115	4,017	15,818	19,835
Office Automation	4	31	12	47	1,423	6,162	7,585
Multilateral Diplomacy	**0**	**0**	**0**	**0**	**289**	**0**	**289**
International Organization Representation	0	0	0	0	289	0	289
Overseas Program Support	**0**	**0**	**0**	**0**	**83,856**	**0**	**83,856**
International Cooperative Administrative Support Services (ICASS)	0	0	0	0	83,856	0	83,856
Policy Formulation	**20**	**116**	**126**	**262**	**17,513**	**25,491**	**43,004**
Bureau Direction	15	0	0	15	367	1,868	2,235
Legislative Affairs	1	0	0	1	25	124	149
Mission Direction	0	116	126	242	15,363	23,001	38,364
Public Affairs	4	0	0	4	1,758	498	2,256
Public Diplomacy	**14**	**98**	**269**	**381**	**38,179**	**16,511**	**54,690**
Public Diplomacy - Program Costs	14	98	269	381	38,179	16,511	54,690

D&CP – BUREAU OF EAST ASIAN AND PACIFIC AFFAIRS

	Positions				Funds ($ in thousands)		
	American			Pos	Bureau	American	Funds
Department Of State	Domestic	Overseas	FSN	Total	Managed	Salaries	Total
Training Services	**0**	**1**	**0**	**1**	**699**	**0**	**699**
Language Studies	0	1	0	1	699	0	699
Total	**165**	**635**	**817**	**1,617**	**207,553**	**134,183**	**341,736**

Staff by Domestic Organization Unit

(positions)

Bureau of East Asian and Pacific Affairs	FY 2009 Actual	FY 2010 Enacted	FY 2011 Request	Increase / Decrease
Office of Australia, New Zealand and Pacific Island Affairs	12	12	12	0
Office of Burma, Cambodia, Laos, Thailand and Vietnam	12	12	12	0
Office of Chinese Affairs	16	17	17	0
Office of Economic Policy	8	8	10	2
Office of Japan	12	12	12	0
Office of Korea	15	15	15	0
Office of Philippines, Indonesia, Malaysia, Brunei, Singapore	15	15	15	0
Office of Regional Security Policy	11	12	14	2
Office of the Assistant Secretary	20	20	20	0
Office of the Executive Director	34	34	34	0
Office of the Public Affairs Advisor	4	4	4	0
Total	**159**	**161**	**165**	**4**

D&CP – BUREAU OF EAST ASIAN AND PACIFIC AFFAIRS

Funds by Domestic Organization Unit

($ in thousands)

Bureau of East Asian and Pacific Affairs	FY 2009 Actual	FY 2010 Enacted	FY 2011 Request	Increase / Decrease
Office of Australia, New Zealand and Pacific Island Affairs	1,871	1,860	1,920	60
Office of Burma, Cambodia, Laos, Thailand and Vietnam	2,052	2,102	2,323	221
Office of Chinese Affairs	2,325	2,448	3,235	787
Office of Economic Policy	1,362	1,352	1,400	48
Office of Japan	1,814	1,800	1,853	53
Office of Korea	2,120	2,100	2,127	27
Office of Philippines, Indonesia, Malaysia, Brunei, Singapore	2,106	2,089	2,237	148
Office of Regional Security Policy	1,709	1,781	1,864	83
Office of the Assistant Secretary	2,872	2,856	3,247	391
Office of the Executive Director	4,935	5,008	5,031	23
Office of the Public Affairs Advisor	608	603	639	36
Total	**23,774**	**23,999**	**25,876**	**1,877**

D&CP – BUREAU OF EAST ASIAN AND PACIFIC AFFAIRS

Staff by Post
(positions)

Bureau of East Asian and Pacific Affairs (EAP)	FY 2009 Actual			FY 2010 Enacted			FY 2011 Request			Increase/ Decrease		
	Amer	FSN	Total	Amer	FSN	Total	Amer	FSN	Total	Amer	FSN	Total
Australia, Canberra	24	28	52	24	20	44	26	20	46	2	0	2
Australia, Perth	1	4	5	1	4	5	1	4	5	0	0	0
Australia, Sydney	4	27	31	4	28	32	4	28	32	0	0	0
Brunei, Bandar Seri Begawan	2	6	8	2	11	13	2	11	13	0	0	0
Burma, Rangoon	15	18	33	15	19	34	17	19	36	2	0	2
Cambodia, Phnom Penh	12	7	19	13	13	26	13	13	26	0	0	0
China, Beijing	107	0	107	107	40	147	125	40	165	18	0	18
China, Chengdu	4	0	4	4	4	8	4	4	8	0	0	0
China, Guangzhou	24	0	24	24	10	34	24	10	34	0	0	0
China, Hong Kong	25	18	43	25	18	43	25	18	43	0	0	0
China, Lhasa	0	0	0	0	0	0	0	0	0	0	0	0
China, Nanjing	0	0	0	0	0	0	0	0	0	0	0	0
China, Shanghai	22	0	22	22	4	26	23	4	27	1	0	1
China, Shenyang	7	0	7	7	4	11	7	4	11	0	0	0
China, Wuhan	1	0	1	1	0	1	1	0	1	0	0	0
China, Xiamen	0	0	0	0	0	0	0	0	0	0	0	0
Federated States of Micronesia, Kolonia	2	0	2	2	0	2	2	0	2	0	0	0
Fiji, Suva	7	8	15	7	9	16	7	9	16	0	0	0
Indonesia, Jakarta	45	61	106	45	55	100	45	55	100	0	0	0
Indonesia, Medan	1	3	4	1	3	4	1	3	4	0	0	0
Indonesia, Surabaya	2	4	6	2	11	13	2	11	13	0	0	0
Japan, Fukuoka	2	13	15	2	13	15	2	13	15	0	0	0
Japan, Nagoya	0	3	3	0	3	3	0	3	3	0	0	0
Japan, Naha	2	11	13	2	9	11	2	9	11	0	0	0
Japan, Osaka-Kobe	3	22	25	3	22	25	3	22	25	0	0	0
Japan, Sapporo	1	4	5	1	4	5	1	4	5	0	0	0
Japan, Tokyo	67	139	206	67	121	188	67	121	188	0	0	0
Laos, Vientiane	3	3	6	3	10	13	3	10	13	0	0	0
Malaysia, Kota Kinabalu	0	0	0	0	0	0	0	0	0	0	0	0
Malaysia, Kuala Lumpur	13	36	49	13	35	48	13	35	48	0	0	0
Marshall Islands, Majuro	2	0	2	2	1	3	2	1	3	0	0	0
Melbourne, Australia	3	7	10	3	7	10	3	7	10	0	0	0
Mongolia, Ulaanbaatar	7	2	9	7	5	12	7	5	12	0	0	0
New Zealand, Auckland	1	5	6	1	5	6	1	5	6	0	0	0

D&CP – BUREAU OF EAST ASIAN AND PACIFIC AFFAIRS

Bureau of East Asian and Pacific Affairs (EAP)	FY 2009 Actual			FY 2010 Enacted			FY 2011 Request			Increase/ Decrease		
	Amer	FSN	Total	Amer	FSN	Total	Amer	FSN	Total	Amer	FSN	Total
New Zealand, Wellington	4	9	13	4	10	14	4	10	14	0	0	0
Palau, Koror	1	0	1	1	0	1	1	0	1	0	0	0
Papua New Guinea, Port Moresby	5	2	7	5	2	7	5	2	7	0	0	0
Philippines, Manila	42	121	163	43	85	128	43	85	128	0	0	0
Singapore, Singapore	12	26	38	12	25	37	12	25	37	0	0	0
South Korea, Busan	1	2	3	1	2	3	1	2	3	0	0	0
South Korea, Seoul	45	124	169	46	110	156	46	110	156	0	0	0
Thailand, Bangkok	37	88	125	38	74	112	38	74	112	0	0	0
Thailand, Chiang Mai	1	8	9	1	8	9	1	8	9	0	0	0
Timor-Leste, Dili	2	0	2	2	0	2	2	0	2	0	0	0
Vietnam, Danang	0	0	0	0	0	0	0	0	0	0	0	0
Vietnam, Hanoi	30	3	33	31	7	38	31	7	38	0	0	0
Vietnam, Ho Chi Minh City	17	3	20	17	3	20	17	3	20	0	0	0
Western Somoa, Apia	1	2	3	1	3	4	1	3	4	0	0	0
Total	**607**	**817**	**1,424**	**612**	**817**	**1,429**	**635**	**817**	**1,452**	**23**	**0**	**23**

D&CP – BUREAU OF EAST ASIAN AND PACIFIC AFFAIRS

Funds by Post

($ in thousands)

Bureau of East Asian and Pacific Affairs	FY 2009 Actual	FY 2010 Enacted	FY 2011 Request	Increase / Decrease
Australia, Canberra	12,416	11,427	11,715	288
Australia, Perth	534	568	683	115
Australia, Sydney	1,470	1,543	2,318	775
Brunei, Bandar Seri Begawan	1,022	2,027	2,149	122
Burma, Rangoon	6,929	6,031	6,200	169
Cambodia, Phnom Penh	6,227	7,430	7,732	302
China, Beijing	49,328	50,948	54,845	3,897
China, Chengdu	1,760	1,851	2,142	291
China, Guangzhou	6,196	6,747	7,041	294
China, Hong Kong	13,154	13,603	14,027	424
China, Shanghai	6,183	6,346	6,588	242
China, Shenyang	2,505	2,608	2,832	224
China, Wuhan	891	932	1,407	475
Federated States of Micronesia, Kolonia	1,018	1,164	1,166	2
Fiji, Suva	3,811	4,109	4,155	46
Indonesia, Jakarta	16,470	17,015	17,300	285
Indonesia, Medan	545	581	633	52
Indonesia, Surabaya	1,627	3,539	3,624	85
Japan, Fukuoka	1,222	1,361	1,404	43
Japan, Nagoya	704	825	836	11
Japan, Naha	626	670	705	35
Japan, Osaka-Kobe	1,663	1,828	1,912	84
Japan, Sapporo	547	582	608	26
Japan, Tokyo	46,977	51,686	52,532	846
Laos, Vientiane	1,650	1,794	2,043	249
Malaysia, Kuala Lumpur	6,454	6,970	7,239	269
Marshall Islands, Majuro	1,171	1,207	1,230	23
Melbourne, Australia	1,471	1,567	1,718	151
Mongolia, Ulaanbaatar	3,126	3,391	3,566	175
New Zealand, Auckland	449	474	686	212
New Zealand, Wellington	2,886	3,145	3,307	162
Palau, Koror	606	614	637	23
Papua New Guinea, Port Moresby	1,895	1,928	1,986	58
Philippines, Manila	17,029	19,023	19,308	285
Singapore, Singapore	6,128	6,610	6,896	286
South Korea, Busan	507	538	638	100
South Korea, Seoul	21,480	24,550	24,933	383
Thailand, Bangkok	12,526	14,672	14,962	290

D&CP – BUREAU OF EAST ASIAN AND PACIFIC AFFAIRS

Bureau of East Asian and Pacific Affairs	FY 2009 Actual	FY 2010 Enacted	FY 2011 Request	Increase / Decrease
Thailand, Chiang Mai	2,920	3,212	3,230	18
Timor-Leste, Dili	951	974	1,031	57
Vietnam, Hanoi	11,684	12,325	12,612	287
Vietnam, Ho Chi Minh City	2,580	4,462	4,729	267
Western Somoa, Apia	517	538	555	17
Total	**279,855**	**303,415**	**315,860**	**12,445**

Funds by Object Class

($ in thousands)

Bureau of East Asian and Pacific Affairs	FY 2009 Actual	FY 2010 Enacted	FY 2011 Request	Increase / Decrease
1100 Personnel Compensation	140,771	148,645	150,545	1,900
1200 Personnel Benefits	44,027	44,061	46,979	2,918
1300 Benefits Former Personnel	3	3	0	(3)
2100 Travel & Trans of Persons	8,475	9,442	10,810	1,368
2200 Transportation of Things	1,074	1,143	2,116	973
2300 Rents, Comm & Utilities	5,806	7,294	8,943	1,649
2400 Printing & Reproduction	660	705	709	4
2500 Other Services	85,636	93,530	95,831	2,301
2600 Supplies and Materials	4,949	5,326	5,371	45
3100 Personal Property	8,982	12,090	16,067	3,977
4100 Grants, Subsidies & Contrb	3,246	5,175	4,365	(810)
Total	**303,629**	**327,414**	**341,736**	**14,322**

This page intentionally left blank.

WESTERN HEMISPHERE AFFAIRS

Resource Summary

($ in thousands)

Appropriations	FY 2009 Actual	FY 2010 Enacted	FY 2011 Request	Increase / Decrease
Positions	2,229	2,242	2,278	36
Funds	324,945	354,138	375,987	21,849

* The proposal to increase retention of fee revenues will provide additional funds for support of consular functions.

Program Description

The well-being and success of the United States and its people depend as never before on the inclusive prosperity, security, and democratic stability of the countries of the Western Hemisphere. Promoting all three is a cardinal objective of U.S. policy for FY 2011. The Department will achieve that objective through a wide range of new and traditional programs, including growing networks of pragmatic partnerships that can advance a shared regional agenda of inclusive prosperity and democratic governance. That agenda is grounded in social justice, fundamental rights, citizen safety, opportunity for all, reducing inequality, and the rule of law. The Department's partnerships seek to mobilize more fully for this purpose the will and capacity created by the region's sustained democratic and economic development in recent decades.

The political health of the region's democracies is inextricably tied to economic opportunity and improved living standards. The global economic crisis is slowing the flow to the region of the remittances and investment that fueled growth and reduced absolute poverty, threatening gains in democratic governance in some countries. The political participation of previously excluded groups added to the vibrancy of democracy, but at the same time heightened expectations for government performance. Regional support for democracy remains generally solid. However, faith in its ability to "deliver" can falter if governments and institutions are unable to meet mounting demands, or are thwarted by vested interests, particularly in a time of systemic crisis. Recent opinion polling suggest growing tolerance among Latin America's youth demographic for authoritarian leadership and violent political acts—underscoring the importance of Department efforts to cushion the impact upon the most vulnerable of the world financial crisis.

Going forward, expanded and pragmatic cooperation --bilaterally, through the traditional inter-American multilateral system, and through the region's new architecture-- will make the hemispheric relations more vigorous and successful. The free trade agreements and trade preferences already in-place, the wealth of cultural, economic, and academic ties between the U.S. and the region, and forward-looking leadership in several countries constitute a strong foundation on which to forge more effective partnerships. These partnerships will directly advance U.S. national interest by helping achieve broad shared hemispheric objectives such as increased regional security, greater social justice, climate change adaptation and environmental sustainability, and energy security. Active public diplomacy outreach, strong consular operations, and an expanded overseas workforce operating from a 21st century facilities platform are critical to this effort.

In FY2011, The Department's highest priority will be to expand diplomatic engagement on key regional issues such as citizen safety, greater economic and social mobility, and global climate change.
To pursue the Department's policy vision, the Bureau of Western Hemisphere Affairs (WHA) will work with hemispheric partners to achieve over the long term five closely inter-connected strategic goals:
1. Expanded economic opportunity for all, especially the marginalized;

2. Safety of the hemisphere's citizens;
3. Social equity among all peoples of the Americas;
4. Energy security and mitigated effects of climate change;
5. Regional publics support shared values with the U.S.
To achieve these goals, WHA requires adequate diplomatic resources.

Expanded Economic Opportunity

The effects of the world financial crisis are varied but serious among Western Hemisphere states, and have the potential to reverse decades of economic, social and democratic progress. In response to these challenges, the Department seeks to build economic opportunity from the ground up by supporting policies that broaden social opportunity and mobility to widen the foundation for growth, and by ensuring that the benefits of growth and trade are more widely distributed, particularly among traditionally marginalized groups. Economic opportunity is intertwined with other goals in the region. It is critical to achieving social justice, a major factor in addressing citizen safety, and linked to the challenges of energy and climate. The Department must go beyond measures to stimulate gross domestic product (GDP) growth, and address the persistent levels of poverty and income inequality that have characterized too many of the region's economies for too many years.

To address the goal of economic opportunity for all, the Department will promote open, market-based economies, and promote equity by working to eliminate corruption, increase transparency and strengthen property rights. The Department will work with partners in the hemisphere to ensure that the benefits of those policies accrue across all sectors of society. Through such key initiatives as Pathways to Prosperity in the Americas, we will promote workforce development and entrepreneurial training, especially for traditionally excluded groups like female entrepreneurs, youth, indigenous and Afro-descendant communities. Through Pathways to Prosperity, in cooperation with key partners like Peru, Chile, and Colombia, we will also provide financing and training for small farmers and SMEs, thereby ensuring that trade works for all people. The Department will build regional trade capacity and expand regional cooperation on economic development and competitiveness.

Safety of the Hemisphere's Citizens

The President has recommitted the United States to practical partnership in the Western Hemisphere to expand common security, the basis and purpose of which is the protection of human beings. This cooperative approach is based on a holistic understanding of security that combines new and traditional threats to the safety of citizens. Citizen safety is grounded in a recognition of shared responsibility for security challenges; the critical importance of the rule of law and legitimate and effective institutions of governance; and common aspirations for stable and secure societies.

This construct provides the broad framework under which the Bureau will pursue a variety of partnerships to advance common security. The approach includes and extends well beyond traditional counter-narcotics and –terrorism concerns, embracing as well such needs as preparedness for natural disasters and disease pandemics. The pursuit of these partnerships reflects growing concern throughout the region about the burgeoning effects of local, transnational, and white collar crime (e.g. corruption), and the fact that these phenomena are increasingly interrelated. From a practical perspective this requires that the Department seeks greater harmonization of the full range of assistance programs, from traditional security assistance and counternarcotics programs through anti-corruption, judicial reform, and anti-gang efforts, and will require more effective coordination of inter-agency response on the part of all stakeholder nations. Therefore, the Department will seek opportunities for diplomatic dialogue with regional powers.

These precepts will shape participation in such key partnerships as the Merida Initiative, the Caribbean Basin Security Initiative, and support to Colombia and the Colombia Strategic Development Initiative. They will also help guide other diplomatic, law enforcement, security assistance, judicial reform, counterterrorism, and rule of law programs throughout the hemisphere.

Social Equity amongst All Peoples of the Americas

Social justice and equality are critical to democratic stability. The Department seeks stability through basic education and health care programs, to expand the capability of all citizens, particularly the most vulnerable, to contribute to their societies. Building social equity requires participation by all stakeholders, including central governments, civil society, businesses, and academia. In FY 2011, the highest priorities in this area will expand vocational opportunities for at-risk youth, develop healthy and well-trained workforces, improve health care systems, build the capacity of democratically elected governments to meet their peoples' needs, and reduce pervasive corruption. The Department will continue to uphold the values set forth in the Inter-American Democratic Charter, and support regional, sub regional and hemispheric efforts to build social justice through organizations such as the OAS.

Energy Security and Mitigated Effects of Climate Change

Advancing this wide range of social and developmental goals in the region will require successfully addressing the interlinked challenges of energy security and the effects of climate change. Volatile oil prices have had a disparate impact on the hemisphere, fostering populism and reinforcing the relatively prosperous countries while imposing significant costs on the relatively poor and creating major fiscal challenges for smaller states, especially inland states. Energy security cannot be addressed in isolation, and must not become perceived as a process of securing U.S. supplies of oil. The Department must take a diversified approach that will require multilateral support for sustainable solutions for decreasing greenhouse gas emissions and slowing climate change. The Department seeks partnerships that build upon the experience of regional partners to improve energy efficiency and integrate infrastructure, catalyze investment in renewable and share technologies that are already promoting green, sustainable societies. These are global challenges, but by working with partners in the hemisphere, the regional impacts of high and volatile energy prices and climate change can be mitigated.

Working through the "Energy and Climate Partnership of the Americas" (ECPA) announced by President Obama at the 2009 Summit of the Americas, the policies will support a recalibration of the region's energy matrix towards lower carbon energy sources, a goal which is shared by many of the Department's partners in the hemisphere. Existing bilateral agreements with several countries in the region support these objectives, and the Department will continue to broaden and deepen bio fuels partnership with Brazil. Ultimately, the Department needs a region-wide strategy, taking care to avoid one-size-fits-all approaches. Through ECPA, other Western Hemisphere countries are invited to work collaboratively to promote energy efficiency and renewable energy, develop cleaner fossil fuels, enhance energy infrastructure and reduce energy poverty. The Department will work with interagency partners and countries in the region to develop initiatives that help achieve these goals.

Regional Publics Support U.S. Values

Effective, focused public diplomacy support Department goals. The public diplomacy information and exchange programs—and the genuine dialogue they promote—allow communication with nuance and candor to the extent and nature of U.S. commitment to the region. In FY 2011, the Department will promote accurate perceptions of U.S. society and policies, in a manner that will strengthen broad partnerships. Exchanges and education activities are flexible, cost-effective tools for outreach, especially to groups that have traditionally been the most underserved and disenfranchised. The Department will forge agile and modern partnerships as well with the U.S. private sector, to leverage its immense capacity, knowledge and goodwill. Increased public diplomacy staffing will be vital to programmatic success, including the Department's ability to utilize new technologies and build a new generation of results-oriented public-private partnerships.

Adequate Diplomatic Resources

The Bureau of Western Hemisphere Affairs is lean on resources, both overseas and domestically. Tight budgets, the reallocation of positions to meet other priorities, and reduced intake of new officers represent an opportunity cost vis-a-vis the pursuit of goals in the hemisphere. Brazil's emergence as a regional power, the growing strategic importance of Mexico, and other changes to the region's geopolitical landscape create new opportunities for partnerships, but understaffing leaves much of this potential unfulfilled.

The increase in foreign assistance for the region and intensified engagement with Western Hemisphere countries on energy, trade and economic stabilization, will produce even greater stress on posts' ICASS support platforms. In FY 2011, there is a need to increase ICASS funding at the rate that supports positions at posts abroad. Ensuring adequate coordination, oversight, and implementation of foreign assistance programs is a growing concern for the Bureau, as more officers assume program management responsibilities.

The Bureau will need additional human resources to undertake the robust partnerships sought in the hemisphere. The Department will use technology and Web 2.0 capabilities to broaden outreach to the public and lead by example with innovative ways to conduct diplomacy using 21st century management tools. The Department will continue to increase visa and consular services, strengthening border security and encouraging legitimate travel to the United States. In order to demonstrate the United States' commitment to pragmatic partnerships and be responsible "good neighbors" in the Hemisphere, the Department must value and bolster human resources.

Performance

Western Hemisphere countries are increasing the use of clean energy as a way to diversify energy supplies and suppliers. Diversified energy sources and sustained investment in people raises productivity, increases regional competitiveness, and spurs economic growth. In addition to diversifying energy matrices, the use of clean energy reduces dependence on imported fossil fuels. Promotion of clean energy will advance energy security and mitigate the effects of climate change.

This indicator reflects a regional trend towards further policy support for and deployment of renewable energy technologies. It informs USG policy makers of progress in achieving clean energy economic growth, and allows us to better target our diplomatic engagement with hemispheric partners on achieving energy and climate change strategic goals.

STRATEGIC GOAL: PROMOTING ECONOMIC GROWTH AND PROSPERITY						
Strategic Priority	Energy Security					
Bureau Goal	Energy Security and Mitigated Effects of Climate Change					
Indicator	NEW INDICATOR: Percentage of Total Latin America Primary Energy Supply Comprised of Alternative Fuels (renewables, biofuels, and geothermal).					
FY 2006 Result	FY 2007 Result	FY 2008 Result	FY 2009 Result	FY 2009 Target	FY 2010 Target	FY 2011 Target
N/A New Indicator, No Rating	30.2 percent [Baseline] New Indicator, No Rating	30.7 percent ▲ Above Target	Data available July 2010. Data Not Yet Available, No Rating	21.5 percent	30 percent	35 percent
Impact	Rating and Result not available to determine impact.					

Methodology	Methodology set by external source. Targets revised downward to reflect unfavorable economic environment for new investments in alternative fuels. For more information, visit the International Energy Agency's website at http://www.iea.org/Textbase/stats/index.asp
Data Source and Quality	Source: International Energy Agency (IEA). The IEA supports technical expertise and cooperation, giving an objective third-party perspective of energy trends in the hemisphere. High level of confidence in the data and the IEA's ability to assess global energy trends. However, there is up to a two-year lag time in data collection

The U.S. partnership with Mexico in FY 2011 will address issues of citizen safety, including breaking the power and impunity of organized crime, and cooperation on counternarcotics issues. However, as our second largest trading partner in the Hemisphere, Mexico's economy is also vital to the U.S. national interests. A strong Mexican economy includes a business environment that is supportive of entrepreneurship and small business owners. Mexico has made great strides forward in this area despite significant challenges, increasing its global ranking on the "Ease of Doing Business" scale by four points in the past year. The number of days required to start a new business is a subset of this global ranking, and in 2009, Mexico's ranking was on par with the OECD average, and a full 48 days less than the average of Latin America.

STRATEGIC GOAL: PROMOTING ECONOMIC GROWTH AND PROSPERITY						
Strategic Priority	Economic Opportunity					
Bureau Goal	Indicator is a department level measure and was developed outside of bureau strategic planning process					
Indicator	NEW INDICATOR: Number of days to start a business in Mexico.					
FY 2006 Result	FY 2007 Result	FY 2008 Result	FY 2009 Result	FY 2009 Target	FY 2010 Target	FY 2011 Target
36 days New Indicator, No Rating	No report published in 2007 New Indicator, No Rating	24 days New Indicator, No Rating	13 days New Indicator, No Rating	[Baseline year]	13 days	12 days
Impact	Economic opportunity in Latin America is a core strategic goal of the Bureau of Western Hemisphere Affairs. The ability for Mexicans in both rural and urban areas to open new businesses and promote economic growth demonstrates both the strength and diversity of the Mexican economy, which was affected by the global economic crisis and the continued negative effects of organized criminal groups.					
Methodology	Indicator from External Source. The World Bank's "Doing Business" report provides data for the number of days required to start a business. Data in the report lags by one year. The methodology is developed by the World Bank, and updated, when and if changes are required. All changes to the methodology are fully documented in the report, and on the website, "DoingBusiness.org."					
Data Source and Quality	"Doing Business 2010" Report, by The World Bank Group. Doing Business 2010 is the seventh in a series of annual reports investigating the regulations that enhance business activity and those that constrain it. Until 2008, the World Bank Group only published data once every two years. As a result, 2007 data is not available. The Data Quality Assessment revealed no significant data limitations.					

WESTERN HEMISPHERE AFFAIRS

Justification of Request

Current Services
The Department's FY 2011 request of $365.3 million for the Bureau of Western Hemisphere Affairs includes increases to maintain current services and support several key initiatives. An increase of $11.2 million for statutory pay raises, domestic and overseas inflation, Locally Engaged Staff wage and step increases, and increased operating costs for new facilities maintains the FY 2010 level of activity. The FY 2011 budget request for appropriated funds will be further leveraged through increased availability of consular fee revenues to offset the Bureau's existing support costs for consular functions.

American Positions
The Department requests an increase of $9.2 million for 31 positions of which 9 are domestic and 22 are overseas compared to the FY 2010 base of $291.2 million and 254 domestic and 736 overseas American positions. The establishment of these positions will contribute to WHA's ability to provide operations that better serve American citizens, promote U.S. interests abroad, pursue diplomatic solutions to the safety of the hemisphere's citizens, protect America's borders, confront threats to U.S. security, influence foreign opinion through public diplomacy, and engage and educate through exchange programs. The requested positions will serve to provide assistance award development and execution; monitor and promote U.S. interests in the implementation and execution of successful trade agreements; liaise with posts in the field, and interagency in Washington; strengthen Information System Security programs; provide adequate staffing based on post size, growth, and complexity; and comply with OIG report recommendations.

Public Diplomacy American Positions
The Department requests an increase of $1.4 million for 5 positions of which one is domestic compared to the FY 2010 base of $62.9 million and 121 domestic and overseas positions. The requested public diplomacy positions will better allow WHA to reach more specialized audiences, especially young people, and begin to turn the tide of those who seek to malign U.S. policies or use the U.S as a foil for populist rhetoric.

Resource Summary

	Positions				Funds ($ in thousands)		
	American			Pos	Bureau	American	Funds
	Domestic	Overseas	FSN	Total	Managed	Salaries	Total
FY 2009 Actual	252	725	1,252	2,229	179,279	145,666	324,945
FY 2010 Estimate	254	736	1,252	2,242	203,612	150,526	354,138
FY 2011 Built-in Changes							
Annualization of FY 2010 COLA	0	0	0	0	36	685	721
Domestic Inflation	0	0	0	0	207	0	207
FY 2011 American COLA	0	0	0	0	143	970	1,113
Locally Engaged Staff Step Increases	0	0	0	0	1,487	0	1,487
Locally Engaged Staff Wage Increases	0	0	0	0	5,681	0	5,681
Overseas Price Inflation	0	0	0	0	1,063	0	1,063
LES Wage Gap	0	0	0	0	915	0	915
Total Built-in Changes	0	0	0	0	9,532	1,655	11,187

WESTERN HEMISPHERE AFFAIRS

	Positions				Funds ($ in thousands)		
	American			Pos	Bureau	American	Funds
	Domestic	Overseas	FSN	Total	Managed	Salaries	Total
FY 2011 Current Services	254	736	1,252	2,242	213,144	152,181	365,325
FY 2011 Program Changes							
American Positions (PD)	1	4	0	5	1,007	415	1,422
American Positions (Program and ICASS)	9	22	0	31	5,313	3,927	9,240
Total Program Changes	10	26	0	36	6,320	4,342	10,662
FY 2011 Request	264	762	1,252	2,278	219,464	156,523	375,987

Staff by Program Activity

(positions)

Bureau of Western Hemisphere Affairs	FY 2009 Actual	FY 2010 Enacted	FY 2011 Request	Increase / Decrease
Conduct of Diplomatic Relations	540	521	521	0
Counter-Terrorism Programs	40	40	38	(2)
Diplomatic Security	149	151	151	0
Domestic Administrative Support	29	29	29	0
Information Resource Management	129	131	131	0
Multilateral Diplomacy	23	23	23	0
Overseas Program Support	674	697	724	27
Policy Formulation	203	205	211	6
Public Diplomacy	442	445	450	5
Total	**2,229**	**2,242**	**2,278**	**36**

Funds by Program Activity

($ in thousands)

Bureau of Western Hemisphere Affairs	FY 2009 Actual	FY 2010 Enacted	FY 2011 Request	Increase / Decrease
Conduct of Diplomatic Relations	80,949	97,963	98,146	183
Counter-Terrorism Programs	1,160	1,945	1,947	2
Diplomatic Security	14,696	15,441	15,441	0
Domestic Administrative Support	5,313	5,721	5,721	0
Information Resource Management	27,246	32,198	32,198	0
Multilateral Diplomacy	4,296	4,642	4,642	0
Overseas Program Support	115,472	112,472	130,216	17,744
Policy Formulation	22,109	20,734	20,734	0
Public Diplomacy	53,635	62,929	66,849	3,920
Training Services	69	93	93	0
Total	**324,945**	**354,138**	**375,987**	**21,849**

WESTERN HEMISPHERE AFFAIRS

Program Activities

Department Of State	Positions American Domestic	Positions Overseas	Positions FSN	Pos Total	Funds ($ in thousands) Bureau Managed	Funds ($ in thousands) American Salaries	Funds ($ in thousands) Funds Total
Conduct of Diplomatic Relations	**106**	**202**	**213**	**521**	**47,737**	**50,409**	**98,146**
Business Services	0	0	0	0	1,660	0	1,660
Country Coordination	0	0	0	0	4,324	0	4,324
Economic/Trade Affairs	0	0	0	0	9,915	0	9,915
Environmental, Scientific and Technological Affairs	0	0	0	0	3,953	0	3,953
International Security Affairs	0	0	0	0	2,192	0	2,192
Political Affairs	0	0	0	0	25,693	0	25,693
Counter-Terrorism Programs	**0**	**3**	**35**	**38**	**1,159**	**788**	**1,947**
International Security Affairs	0	0	0	0	1,159	0	1,159
Diplomatic Security	**0**	**68**	**83**	**151**	**4,646**	**10,795**	**15,441**
Mission Security Operations	0	0	0	0	454	0	454
Overseas Protection of Life	0	0	0	0	4,192	0	4,192
Domestic Administrative Support	**29**	**0**	**0**	**29**	**1,152**	**4,569**	**5,721**
Domestic Administrative Management	0	0	0	0	369	0	369
Domestic Financial Services	0	0	0	0	455	0	455
Domestic General Services	0	0	0	0	152	0	152
Domestic Personnel Services	0	0	0	0	176	0	176
Information Resource Management	**55**	**76**	**0**	**131**	**11,876**	**20,322**	**32,198**
Corporate Information Systems and Services	0	0	0	0	11	0	11
Infrastructure Systems	0	0	0	0	9,649	0	9,649
Office Automation	0	0	0	0	2,216	0	2,216
Multilateral Diplomacy	**19**	**4**	**0**	**23**	**1,018**	**3,624**	**4,642**
Economic/Trade Affairs	0	0	0	0	119	0	119
International Organization Representation	0	0	0	0	899	0	899
Overseas Program Support	**3**	**225**	**496**	**724**	**96,000**	**34,216**	**130,216**
International Cooperative Administrative Support Services (ICASS)	0	0	0	0	84,598	0	84,598
Mission Direction	0	0	0	0	11,402	5,633	17,035
Policy Formulation	**37**	**73**	**101**	**211**	**7,646**	**13,088**	**20,734**
Bureau Direction	0	0	0	0	1,468	0	1,468
Mission Direction	0	0	0	0	5,726	0	5,726
Public Affairs	0	0	0	0	452	0	452
Public Diplomacy	**15**	**111**	**324**	**450**	**48,137**	**18,712**	**66,849**

WESTERN HEMISPHERE AFFAIRS

	Positions				Funds ($ in thousands)		
	American			Pos	Bureau	American	Funds
Department Of State	Domestic	Overseas	FSN	Total	Managed	Salaries	Total
Public Diplomacy - Program Costs	1	111	0	112	48,137	669	48,806
Training Services	**0**	**0**	**0**	**0**	**93**	**0**	**93**
Professional Development/Leadership	0	0	0	0	93	0	93
Total	**264**	**762**	**1,252**	**2,278**	**219,464**	**156,523**	**375,987**

WESTERN HEMISPHERE AFFAIRS

Staff by Domestic Organization Unit

(positions)

Bureau of Western Hemisphere Affairs	FY 2009 Actual	FY 2010 Enacted	FY 2011 Request	Increase / Decrease
Assistant Secretary for Western Hemispheric Affairs	8	8	8	0
Civil Service Border Visa Examiners	40	40	40	0
Deputy Assistant Secretary 1	2	2	2	0
Deputy Assistant Secretary 2	4	4	4	0
Deputy Assistant Secretary 3	4	4	4	0
Office of Andean Affairs	19	19	20	1
Office of Brazilian/Southern Cone Affairs	13	13	13	0
Office of Canadian Affairs	8	8	8	0
Office of Caribbean Affairs	17	17	18	1
Office of Central American and Panamanian Affairs	17	17	17	0
Office of Cuban Affairs	15	15	15	0
Office of Mexican Affairs	13	13	13	0
Office of Policy, Planning, Coordination and Press	13	14	16	2
Office of Public Diplomacy and Public Affairs	14	14	15	1
Office of Regional Economic Policy and Summit Coordination	13	14	14	0
Office of the Executive Director	30	30	31	1
Permanent Mission to the OAS	17	17	18	1
Principal Deputy Assistant	4	4	4	0
Western Hemisphere Affairs Executive Staff	7	7	10	3
Total	**258**	**260**	**270**	**10**

Funds by Domestic Organization Unit

($ in thousands)

Bureau of Western Hemisphere Affairs	FY 2009 Actual	FY 2010 Enacted	FY 2011 Request	Increase / Decrease
Assistant Secretary for Western Hemispheric Affairs	1,480	1,517	1,584	67
Civil Service Border Visa Examiners	6,242	6,304	6,557	253
Deputy Assistant Secretary 1	312	320	334	14
Deputy Assistant Secretary 2	743	777	811	34
Deputy Assistant Secretary 3	640	660	688	28
Office of Andean Affairs	2,921	2,993	3,114	121
Office of Brazilian/Southern Cone Affairs	2,181	2,207	2,299	92
Office of Canadian Affairs	1,209	1,238	1,289	51
Office of Caribbean Affairs	2,549	2,607	2,713	106
Office of Central American and Panamanian Affairs	2,623	2,667	2,777	110
Office of Cuban Affairs	2,313	2,379	2,477	98

WESTERN HEMISPHERE AFFAIRS

Bureau of Western Hemisphere Affairs	FY 2009 Actual	FY 2010 Enacted	FY 2011 Request	Increase / Decrease
Office of Mexican Affairs	2,188	2,233	2,327	94
Office of Policy, Planning, Coordination and Press	2,065	2,494	2,595	101
Office of Public Diplomacy and Public Affairs	3,421	3,696	3,892	196
Office of Regional Economic Policy and Summit Coordination	2,232	2,484	2,589	105
Office of the Executive Director	9,014	9,676	10,212	536
Permanent Mission to the OAS	2,600	2,624	2,732	108
Principal Deputy Assistant	605	616	642	26
Western Hemisphere Affairs Executive Staff	1,026	1,044	1,113	69
Total	**46,364**	**48,536**	**50,745**	**2,209**

Staff by Post

(positions)

Bureau of Western Hemisphere Affairs (WHA)	FY 2009 Actual			FY 2010 Enacted			FY 2011 Request			Increase/ Decrease		
	Amer	FSN	Total	Amer	FSN	Total	Amer	FSN	Total	Amer	FSN	Total
Argentina, Buenos Aires	23	46	69	23	46	69	24	46	70	1	0	1
Bahamas, Nassau	10	18	28	10	18	28	12	18	30	2	0	2
Barbados, Bridgetown	12	13	25	13	13	26	13	13	26	0	0	0
Belize, Belize City	0	0	0	0	0	0	0	0	0	0	0	0
Belize, Belmopan	5	9	14	5	9	14	5	9	14	0	0	0
Bolivia, La Paz	36	35	71	36	35	71	36	35	71	0	0	0
Brazil, Brasilia	38	55	93	40	55	95	42	55	97	2	0	2
Brazil, Recife	1	9	10	1	9	10	3	9	12	2	0	2
Brazil, Rio de Janeiro	10	37	47	10	37	47	12	37	49	2	0	2
Brazil, Sao Paulo	14	37	51	14	37	51	16	37	53	2	0	2
Canada, Calgary	3	11	14	3	11	14	3	11	14	0	0	0
Canada, Halifax	2	9	11	2	9	11	2	9	11	0	0	0
Canada, Montreal	8	19	27	8	19	27	8	19	27	0	0	0
Canada, Ottawa	26	31	57	27	31	58	27	31	58	0	0	0
Canada, Quebec	2	9	11	2	9	11	2	9	11	0	0	0
Canada, Toronto	7	19	26	7	19	26	7	19	26	0	0	0
Canada, Vancouver	9	11	20	10	11	21	10	11	21	0	0	0
Canada, Winnipeg	1	2	3	1	2	3	1	2	3	0	0	0
Chile, Santiago	23	38	61	23	38	61	23	38	61	0	0	0
Colombia, Bogota	31	60	91	31	60	91	34	60	94	3	0	3
Costa Rica, San Jose	19	35	54	19	35	54	20	35	55	1	0	1
Cuba, Havana	15	0	15	15	0	15	15	0	15	0	0	0

WESTERN HEMISPHERE AFFAIRS

Bureau of Western Hemisphere Affairs (WHA)	FY 2009 Actual			FY 2010 Enacted			FY 2011 Request			Increase/ Decrease		
	Amer	FSN	Total	Amer	FSN	Total	Amer	FSN	Total	Amer	FSN	Total
Dom. Republic, Santo Domingo	30	48	78	30	48	78	30	48	78	0	0	0
Ecuador, Guayaquil	7	17	24	7	17	24	8	17	25	1	0	1
Ecuador, Quito	21	26	47	21	26	47	22	26	48	1	0	1
El Salvador, San Salvador	22	37	59	22	37	59	22	37	59	0	0	0
Grenada, St. Georges	1	1	2	1	1	2	1	1	2	0	0	0
Guatemala, Guatemala City	22	34	56	22	34	56	22	34	56	0	0	0
Guyana, Georgetown	11	18	29	11	18	29	11	18	29	0	0	0
Haiti, Port-au-Prince	28	48	76	28	48	76	28	48	76	0	0	0
Honduras, Tegucigalpa	23	34	57	23	34	57	23	34	57	0	0	0
Jamaica, Kingston	13	43	56	13	43	56	14	43	57	1	0	1
Mexico, Ciudad Juarez	5	17	22	6	17	23	7	17	24	1	0	1
Mexico, Guadalajara	7	14	21	8	14	22	9	14	23	1	0	1
Mexico, Hermosillo	3	10	13	3	10	13	4	10	14	1	0	1
Mexico, Matamoros	2	12	14	2	12	14	3	12	15	1	0	1
Mexico, Merida	1	9	10	1	9	10	2	9	11	1	0	1
Mexico, Mexico City	52	85	137	54	85	139	54	85	139	0	0	0
Mexico, Monterrey	10	21	31	11	21	32	11	21	32	0	0	0
Mexico, Nogales	9	0	9	9	0	9	10	0	10	1	0	1
Mexico, Nuevo Laredo	1	14	15	1	14	15	2	14	16	1	0	1
Mexico, Tijuana	2	16	18	2	16	18	3	16	19	1	0	1
Netherlands Antilles, Curacao	6	3	9	6	3	9	6	3	9	0	0	0
Nicaragua, Managua	22	29	51	23	29	52	23	29	52	0	0	0
Panama, Panama City	22	52	74	22	52	74	22	52	74	0	0	0
Paraguay, Asuncion	12	19	31	12	19	31	12	19	31	0	0	0
Peru, Lima	33	50	83	33	50	83	33	50	83	0	0	0
Suriname, Paramaribo	6	7	13	6	7	13	6	7	13	0	0	0
Trinidad, Port-au-Spain	11	21	32	11	21	32	11	21	32	0	0	0
Uruguay, Montevideo	9	22	31	9	22	31	9	22	31	0	0	0
Venezuela, Caracas	33	42	75	33	42	75	33	42	75	0	0	0
Total	**719**	**1,252**	**1,971**	**730**	**1,252**	**1,982**	**756**	**1,252**	**2,008**	**26**	**0**	**26**

WESTERN HEMISPHERE AFFAIRS

Funds by Post

($ in thousands)

Bureau of Western Hemisphere Affairs	FY 2009 Actual	FY 2010 Enacted	FY 2011 Request	Increase / Decrease
Argentina, Buenos Aires	9,223	9,940	10,581	641
Bahamas, Nassau	4,071	4,396	4,685	289
Barbados, Bridgetown	5,514	6,401	6,828	427
Belize, Belmopan	2,760	3,001	3,210	209
Bolivia, La Paz	9,905	10,640	11,260	620
Brazil, Brasilia	16,877	18,708	19,930	1,222
Brazil, Recife	1,314	1,443	1,552	109
Brazil, Rio de Janeiro	5,548	6,097	6,516	419
Brazil, Sao Paulo	6,138	6,693	7,136	443
Canada, Calgary	1,043	1,132	1,203	71
Canada, Halifax	639	680	722	42
Canada, Montreal	3,103	3,366	3,584	218
Canada, Ottawa	10,668	11,935	12,711	776
Canada, Quebec	1,097	1,188	1,271	83
Canada, Toronto	2,970	3,215	3,430	215
Canada, Vancouver	1,880	1,977	2,080	103
Canada, Winnipeg	492	531	567	36
Chile, Santiago	10,190	11,236	11,973	737
Colombia, Bogota	12,987	14,093	15,012	919
Costa Rica, San Jose	6,398	7,197	7,640	443
Cuba, Havana	7,195	7,802	8,328	526
Dom. Republic, Santo Domingo	12,574	13,747	14,656	909
Ecuador, Guayaquil	1,860	1,961	2,076	115
Ecuador, Quito	7,412	8,421	8,941	520
El Salvador, San Salvador	7,526	8,095	8,603	508
Grenada, St. Georges	349	372	396	24
Guatemala, Guatemala City	6,948	7,444	7,900	456
Guyana, Georgetown	2,918	3,088	3,268	180
Haiti, Port-au-Prince	11,383	12,362	13,160	798
Honduras, Tegucigalpa	6,626	7,151	7,579	428
Jamaica, Kingston	5,926	6,456	6,889	433
Mexico, Ciudad Juarez	2,795	3,040	3,254	214
Mexico, Guadalajara	3,170	3,463	3,692	229
Mexico, Hermosillo	1,236	1,664	1,765	101
Mexico, Matamoros	1,881	2,059	2,211	152
Mexico, Merida	941	1,369	1,458	89
Mexico, Mexico City	17,819	19,622	20,841	1,219
Mexico, Monterrey	4,133	4,475	4,770	295

WESTERN HEMISPHERE AFFAIRS

Bureau of Western Hemisphere Affairs	FY 2009 Actual	FY 2010 Enacted	FY 2011 Request	Increase / Decrease
Mexico, Nogales	2,649	2,807	2,978	171
Mexico, Nuevo Laredo	1,734	1,910	2,056	146
Mexico, Tijuana	1,877	2,092	2,244	152
Netherlands Antilles, Curacao	1,347	1,418	1,494	76
Nicaragua, Managua	6,819	7,809	8,286	477
Panama, Panama City	8,546	9,375	9,978	603
Paraguay, Asuncion	4,184	4,501	4,784	283
Peru, Lima	11,581	12,541	13,329	788
Suriname, Paramaribo	2,060	2,212	2,354	142
Trinidad, Port-au-Spain	3,749	4,027	4,279	252
Uruguay, Montevideo	5,350	5,883	6,291	408
Venezuela, Caracas	13,176	14,567	15,491	924
Total	**278,581**	**305,602**	**325,242**	**19,640**

Funds by Object Class

($ in thousands)

Bureau of Western Hemisphere Affairs	FY 2009 Actual	FY 2010 Enacted	FY 2011 Request	Increase / Decrease
1100 Personnel Compensation	187,258	200,212	210,573	10,361
1200 Personnel Benefits	53,322	58,011	62,037	4,026
1300 Benefits Former Personnel	650	742	799	57
2100 Travel & Trans of Persons	6,840	7,883	8,489	606
2200 Transportation of Things	2,610	2,936	3,166	230
2300 Rents, Comm & Utilities	20,914	23,362	25,208	1,846
2400 Printing & Reproduction	411	501	537	36
2500 Other Services	18,542	20,837	22,475	1,638
2600 Supplies and Materials	11,327	12,791	13,792	1,001
3100 Personal Property	11,812	13,264	14,308	1,044
3200 Real Property	2	0	2	2
4100 Grants, Subsidies & Contrb	11,257	13,599	14,601	1,002
Total	**324,945**	**354,138**	**375,987**	**21,849**

D&CP – BUREAU OF EUROPEAN AND EURASIAN AFFAIRS

Resource Summary

($ in thousands)

Appropriations	FY 2009 Actual	FY 2010 Enacted	FY 2011 Request	Increase / Decrease
Positions	2,606	2,610	2,617	7
Funds	667,344	722,843	744,084	21,241

* The proposal to increase retention of fee revenues will provide additional funds for support of consular functions.

Program Description

Spanning 50 countries – and including critical relationships with the North Atlantic Treaty Organization (NATO), the European Union (EU), and the Organization for Security and Cooperation in Europe (OSCE) – the Bureau of European and Eurasian Affairs (EUR) engages with European and Eurasian partners to address the greatest challenges facing our societies today. Europeans are often the first partners to which the United States looks for leadership, support, and cooperation in any major initiative – whether to combat terrorism and proliferation, resolve regional conflicts, mitigate the global economic crisis and restore economic growth, address climate change and energy security, promote global health, or advance American values. All that the United States seeks to achieve in the world requires that Europe and America remain close partners.

Active and intensive diplomatic engagement with the countries in Europe and Eurasia is an abiding national interest that advances the full range of U.S. Government goals. Such engagement multiplies the effectiveness of U.S. initiatives worldwide and reduces costs to the U.S. taxpayer by leveraging international support. Diplomatic and Consular Program funding provides the platform that supports all diplomatic engagement, new and ongoing programs and initiatives, and consular services. The funds requested for FY 2011 will be used to maintain a robust diplomatic and consular platform in support of four primary objectives.

Priorities

The bureau's first priority is to continue the American project of the last half-century of promoting a peaceful, united and democratic Europe. With Central and Eastern Europeans now core members of NATO and the EU and increasingly important global partners – one of the most significant post-Cold War accomplishments – there is still unfinished business. These countries have stood by the United States in Afghanistan, Iraq, and the Balkans, have agreed to partner with us on missile defense, and are among the strongest advocates for democracy and human rights worldwide. While these efforts were largely successful, these countries now face economic downturn at home, concerns about energy security, and are questioning security commitments in the wake of the Russia-Georgia conflict and moves to "reset" relations with Russia. The United States must sustain and strengthen the relationships by demonstrating continued commitment to these Allies bilaterally, regionally, and at NATO, while also encouraging them to make further progress on key internal issues, including transparency and the rule of law, combating anti-Semitism and extremism, and improving respect for minority groups.

In U.S. foreign policy with the countries of the Caucasus and Europe's East – Armenia, Azerbaijan, Georgia, Ukraine, Moldova, and Belarus – the United States will continue to encourage peace, stability and prosperity. The U.S. must strongly support the sovereignty and independence of all European states, including those that emerged out of the former Soviet Union. The U.S. supports Georgian territorial integrity and its right to choose its own alliances, as well as Georgia's democratic and market transformation. The U. S. will continue a policy of non-recognition of Georgia's

separatist regions of Abkhazia and South Ossetia and must firmly reject the outdated notion of "spheres of influence" in the greater region. The U. S. is working to take advantage of historic opportunities for resolution of the Nagorno-Karabakh conflict between Armenia and Azerbaijan and for rapprochement between Turkey and Armenia, while also encouraging reform in Armenia and Azerbaijan. In Ukraine, the goal is to bring the country further into the Euro-Atlantic family, strongly support Ukraine's independence and territorial integrity, consolidate democratic gains, and promote sound economic policies and good governance. The U. S. will continue to assist Moldova in strengthening democratic institutions and encouraging progress toward European integration, and will press for additional effort to bolster democratic freedoms. The U. S. will continue to support the Belarusian people's basic rights and democratic aspirations as it encourages the regime to emerge from isolation by promoting economic and political reforms and reducing repression.

In the Balkans, considerable U.S. engagement in the region has yielded tangible results, but more work remains to secure a peaceful and prosperous future. An important goal is to keep NATO and EU membership prospects credible by bolstering democratic institutions, strengthening rule of law, and promoting economic development - including enhanced trade, investment, and job creation. The U.S. must keep Serbia focused on its EU path, bolster stability and assist modernization of governance structures in Bosnia, strengthen independent Kosovo, support the completion of Croatia's EU accession and move Albania along the same path, while working to accelerate Macedonia's and Montenegro's integration into NATO and the EU. At the same time, it will be essential to nurture cooperative relationships among the countries of the region, which must include acceptance of Kosovo as a full and equal partner, and as an eventual candidate for Euro-Atlantic integration.

Turkey is a critical Ally on many of the most important U.S. foreign policy priorities, including Afghanistan-Pakistan, Iraq, the Middle East, and energy. The U. S. strongly supports Turkey's EU accession bid as a means to more firmly anchor this key ally in the West. EU accession also serves as a catalyst for internal reforms, including advancing religious freedom. The U. S. will continue to press for religious freedom including especially the re-opening of the Halki Seminary in Istanbul. EUR will continue to work with Turkey to further regional stability by normalizing its relations with Armenia and advancing a Cyprus settlement, the ultimate resolution of which will advance Turkey's EU accession prospects, improve NATO-EU cooperation, and remove an important source of friction between two NATO Allies. The U. S. must also work to resolve outstanding Greece-Turkey disputes in the Aegean to reduce prospects for violence.

Another bureau priority is a fresh start in relations with Russia in order to cooperate more effectively in areas of common national interest, including on reducing nuclear arsenals and securing the stability of Afghanistan, and take advantage of opportunities that contribute to shared progress and mutual prosperity, such as deepening ties on trade and investment. President Obama has rejected the notion that relations between the U. S. and Russia are a "zero-sum game" and believes that the U. S. and Russia can cooperate more effectively in areas of common national interest and should deepen ties between societies to contribute to future progress and mutual prosperity. The U. S. seeks a fresh start in relations with Russia to resolve differences in a candid and constructive way, but will not turn a blind eye to concerns about democracy and human rights and will continue to make clear the importance of respect for the independence and territorial integrity of Russia's neighbors. The U. S. and Russia can work together on a variety of issues, including reducing strategic nuclear weapons and enhancing nuclear security, and cooperate on such issues as Afghanistan, counterterrorism, counternarcotics, North Korea, the environment and the economic crisis. The U. S. will also work with Russia and with European Allies to find a way forward on the Conventional Forces in Europe Treaty.

European partners are among the most prosperous, democratic, and militarily capable countries in the world and working with them both bilaterally and multilaterally will remain critical to success in facing many global challenges. The more this partnership succeeds, the more the U. S. will be able to advance U.S. objectives worldwide. The U.S. strategy will be consultative – listening to European views and concerns, but also calling on partners to bear their fair share of responsibilities to defend

common interests. To confront global challenges, the U. S. must also revitalize multinational partnerships. With NATO, the U. S. looks forward to working with these Allies to support the inclusion of other European countries interested in joining the organization when they meet membership standards. The U. S. will also engage with Allies and partners to expand NATO's stabilization and peace-building role in Afghanistan, while promoting a NATO-Afghanistan strategic partnership and encouraging the international community to provide additional technical assistance and training to the Government of Afghanistan. With the EU, which together with the U. S. generates more than half of world GDP, the Bureau will continue to work to promote the growth of the U.S. market and support free trade around the world, and to address regional and global challenges. The U. S. will work with the EU on almost all major U.S. foreign policy concerns including energy security, climate change, the global financial crisis, Afghanistan/Pakistan, Iran, the Middle East, the Balkans, counterterrorism and law enforcement cooperation, and relations with Russia. With the OSCE – the premier regional organization for promoting security, defending human rights, and supporting democratic development throughout Europe and Central Asia – the challenge is to reinvigorate the organization as a key promoter of fundamental freedoms and civil society in the region, despite resistance from Russia and several other member states.

Performance

This indicator targets reforms related to democracy and rule of law, including corruption and legal institutions, which are common factors underlying qualification for membership in the North Atlantic Treaty Organization (NATO)and the European Union (EU).

STRATEGIC GOAL: ACHIEVING PEACE AND SECURITY			
Strategic Priority	Security Cooperation and Security Sector Reform		
Bureau Goal	Indicator is a department level measure and was developed outside of bureau strategic planning process		
Indicator	NEW INDICATOR: Progress on internal reforms prerequisite for integration into Euro-Atlantic Institutions.		
RATINGS TREND			
FY 2006	**FY 2007**	**FY 2008**	**FY 2009**
New Indicator, No Rating	New Indicator, No Rating	New Indicator, No Rating	Data Not Yet Available, No Rating
TARGETS AND RESULTS			
FY 2011 Target	FY 2011 Global Integrity Index demonstrates continued improvements as measured by a regional average score greater than 64.25.		
FY 2010 Target	Structural improvements are reflected in public perceptions, as measured by Transparency International Corruption Perceptions Index increasing above a regional average of 3.56.		
FY 2009 Target	Improved governance and anti-corruption efforts are reflected in Freedom House Nations in Transit Democracy and Corruption scores, as measured by regional averages below 4.03 (Democracy), and 4.82 (Corruption). World Bank Worldwide Governance Indicators for Rule of Law and Control of Corruption demonstrate improvements as measured by regional averages greater than -0.34 (Rule of Law) and -0.41 (Corruption).		
FY 2009 Rating and Result	**Rating: Data Not Yet Available, No Rating** Data Available in June 2010		
Impact	Rating and Results not available to determine Impact		
FY 2008 Rating and Result	**Rating: New Indicator, No Rating** N/A		
FY 2007 Rating and Result	**Rating: New Indicator, No Rating** N/A		

FY 2006 Rating and Result	**Rating: New Indicator, No Rating** N/A
VERIFICATION AND VALIDATION	
Methodology	Available at: Freedom House Nations in Transit, www.freedomhouse.org/template.cfm?page=352&ana_page=347&year=2008; World Bank Worldwide Governance Indicators for Rule of Law and Control of Corruption, http://info.worldbank.org/governance/wgi/resources.htm; Transparency International Corruption Perception Index, www.transparency.org/policy_research/surveys_indices/about; Global Integrity Report, http://report.globalintegrity.org/methodology.cfm.
Data Source and Quality	Sources: Freedom House Nations in Transit; World Bank Worldwide Governance Indicators for Rule of Law and Control of Corruption; Transparency International Corruption Perception Index, www.transparency.org/policy_research/surveys_indices/cpi/2008; Global Integrity Report (biannual), http://report.globalintegrity.org/. These are considered high-quality objective indicators, although they may reflect 1-2 years data lag.

Justification of Request

Current Services
The Department's FY 2011 request of $744.1 million for the Bureau of European and Eurasian Affairs includes increases to maintain current services and support several key initiatives. An increase of $18.9 million for statutory pay raises, domestic and overseas inflation, Locally Employed Staff wage and step increases, maintains the FY 2010 level of activity. The FY 2011 budget request for appropriated funds will be further leveraged through increased availability of consular fee revenues to offset the Bureau's existing support costs for consular functions.

Overseas - American New Hires
The FY 2011 EUR request includes $2 million for an increase of six positions over a base of 1,209 positions to support the Bureau's priorities which include promoting a peaceful, united and democratic Europe, increased engagement in the Balkans and Turkey and working with European partners. The positions will be used to maintain a robust diplomatic platform in support of these strategic objectives.

Overseas Public Diplomacy - American New Hires
The FY2011 EUR request includes $335,000 for an increase of one new overseas Public Diplomacy position over a base of 202 positions to support expanded outreach programs.

D&CP – BUREAU OF EUROPEAN AND EURASIAN AFFAIRS

Resource Summary

	Positions				Funds ($ in thousands)		
	American			Pos	Bureau	American	Funds
	Domestic	Overseas	FSN	Total	Managed	Salaries	Total
FY 2009 Actual	335	1,205	1,066	2,606	435,963	231,381	667,344
FY 2010 Estimate	335	1,209	1,066	2,610	490,121	232,722	722,843
FY 2011 Built-in Changes							
Annualization of FY 2010 COLA	0	0	0	0	100	1,018	1,118
Domestic Inflation	0	0	0	0	357	0	357
FY 2011 American COLA	0	0	0	0	402	1,455	1,857
Locally Engaged Staff Step Increases	0	0	0	0	4,196	0	4,196
Locally Engaged Staff Wage Increases	0	0	0	0	7,141	0	7,141
Overseas Price Inflation	0	0	0	0	1,848	0	1,848
LES Wage Gap	0	0	0	0	2,383	0	2,383
Total Built-in Changes	0	0	0	0	16,427	2,473	18,900
FY 2011 Current Services	335	1,209	1,066	2,610	506,548	235,195	741,743
FY 2011 Program Changes							
American Positions	0	6	0	6	1,404	602	2,006
New Public Diplomacy Officer Positions	0	1	0	1	250	85	335
Total Program Changes	0	7	0	7	1,654	687	2,341
FY 2011 Request	335	1,216	1,066	2,617	508,202	235,882	744,084

D&CP – BUREAU OF EUROPEAN AND EURASIAN AFFAIRS

Staff by Program Activity
(positions)

Bureau of European and Eurasian Affairs	FY 2009 Actual	FY 2010 Enacted	FY 2011 Request	Increase / Decrease
Conduct of Consular Relations	453	453	0	(453)
Conduct of Diplomatic Relations	562	562	1,025	463
Counter-Terrorism Programs	95	95	95	0
Diplomatic Security	137	137	137	0
Domestic Administrative Support	79	79	79	0
Information Resource Management	217	217	217	0
Multilateral Diplomacy	62	62	62	0
Policy Formulation	329	329	325	(4)
Public Diplomacy	672	676	677	1
Total	**2,606**	**2,610**	**2,617**	**7**

Funds by Program Activity
($ in thousands)

Bureau of European and Eurasian Affairs	FY 2009 Actual	FY 2010 Enacted	FY 2011 Request	Increase / Decrease
Conduct of Consular Relations	118,912	42,356	0	(42,356)
Conduct of Diplomatic Relations	48,939	120,873	172,105	51,232
Counter-Terrorism Programs	3,293	3,359	3,426	67
Diplomatic Security	25,336	24,739	25,229	490
Domestic Administrative Support	16,394	15,962	16,279	317
Information Resource Management	39,207	38,325	39,086	761
Multilateral Diplomacy	17,478	18,117	18,476	359
Overseas Program Support	229,912	274,925	286,261	11,336
Policy Formulation	67,492	65,735	60,025	(5,710)
Public Diplomacy	100,381	118,452	123,197	4,745
Total	**667,344**	**722,843**	**744,084**	**21,241**

Program Activities

	Positions				Funds ($ in thousands)		
	American			Pos	Bureau	American	Funds
Department Of State	Domestic	Overseas	FSN	Total	Managed	Salaries	Total
Conduct of Diplomatic Relations	**152**	**515**	**358**	**1,025**	**65,532**	**106,573**	**172,105**
Business Services	13	58	29	100	5,808	11,006	16,814
Economic/Trade Affairs	40	110	95	245	17,035	27,268	44,303
Environmental, Scientific and Technological Affairs	10	46	29	85	4,517	7,571	12,088

D&CP – BUREAU OF EUROPEAN AND EURASIAN AFFAIRS

	Positions				Funds ($ in thousands)		
	American			Pos	Bureau	American	Funds
Department Of State	Domestic	Overseas	FSN	Total	Managed	Salaries	Total
International Security Affairs	10	40	22	72	4,130	6,251	10,381
Political Affairs	79	261	183	523	34,042	54,477	88,519
Political Diplomacy	79	0	0	79	0	0	0
Counter-Terrorism Programs	**0**	**14**	**81**	**95**	**1,243**	**2,183**	**3,426**
International Security Affairs	0	0	0	0	1,243	0	1,243
Diplomatic Security	**0**	**110**	**27**	**137**	**9,762**	**15,467**	**25,229**
Overseas Protection of Life	0	110	27	137	9,762	15,467	25,229
Domestic Administrative Support	**79**	**0**	**0**	**79**	**4,982**	**11,297**	**16,279**
Bureau Direction	0	0	0	0	4,982	0	4,982
Domestic Administrative Management	79	0	0	79	0	11,297	11,297
Information Resource Management	**2**	**158**	**57**	**217**	**13,936**	**25,150**	**39,086**
Business Services	0	0	0	0	13,936	0	13,936
Corporate Information Systems and Services	0	0	2	2	0	609	609
Infrastructure Systems	2	158	55	215	0	24,541	24,541
Other Telecommunications Abroad	2	0	0	2	0	0	0
Multilateral Diplomacy	**25**	**33**	**4**	**62**	**6,772**	**11,704**	**18,476**
International Organization Representation	25	33	4	62	6,772	11,704	18,476
Conference Representation	3	0	0	3	0	0	0
Economic Development and Trade Representation	8	0	0	8	0	0	0
Political and International Security Representation	14	0	0	14	0	0	0
Overseas Program Support	**0**	**0**	**0**	**0**	**286,261**	**0**	**286,261**
Policy Formulation	**40**	**220**	**65**	**325**	**27,867**	**32,158**	**60,025**
Bureau Direction	6	0	10	16	4,356	6,123	10,479
Mission Direction	33	220	54	307	23,318	25,766	49,084
Public Affairs	1	0	1	2	193	269	462
Public Diplomacy	**37**	**166**	**474**	**677**	**91,847**	**31,350**	**123,197**
Public Diplomacy - Program Costs	0	166	474	640	91,847	31,350	123,197
Total	**335**	**1,216**	**1,066**	**2,617**	**508,202**	**235,882**	**744,084**

D&CP – BUREAU OF EUROPEAN AND EURASIAN AFFAIRS

Staff by Domestic Organization Unit

(positions)

Bureau of European and Eurasian Affairs	FY 2009 Actual	FY 2010 Enacted	FY 2011 Request	Increase / Decrease
Assistance for Europe and Eurasia	33	33	33	0
Assistant Secretary	50	50	50	0
Deputy Assistant Secretary 1	2	2	2	0
Deputy Assistant Secretary 2	2	2	2	0
Deputy Assistant Secretary 3	2	2	2	0
European Union and Regional Affairs	16	16	16	0
German, Austrian and Swiss Affairs	10	10	10	0
Joint Executive Office	97	97	97	0
Nordic and Baltic Affairs	8	8	8	0
North Central European Affairs	8	8	8	0
Office of Public Diplomacy	37	37	37	0
Principal Deputy Assistant Secretary	2	2	2	0
Public Affairs	6	6	6	0
Regional Political and Security Issues	23	23	23	0
Western European Affairs	13	13	13	0
Total	**309**	**309**	**309**	**0**

D&CP – BUREAU OF EUROPEAN AND EURASIAN AFFAIRS

Funds by Domestic Organization Unit

($ in thousands)

Bureau of European and Eurasian Affairs	FY 2009 Actual	FY 2010 Enacted	FY 2011 Request	Increase / Decrease
Assistance for Europe and Eurasia	5,489	4,744	5,401	657
Assistant Secretary	7,762	7,284	7,659	375
Deputy Assistant Secretary 1	323	309	319	10
Deputy Assistant Secretary 2	323	309	319	10
Deputy Assistant Secretary 3	323	309	319	10
European Union and Regional Affairs	2,525	2,418	1,990	(428)
German, Austrian and Swiss Affairs	1,689	1,615	1,662	47
Joint Executive Office	14,559	13,830	12,632	(1,198)
Nordic and Baltic Affairs	1,296	1,235	1,276	41
North Central European Affairs	1,503	1,464	1,473	9
Office of Public Diplomacy	5,924	6,190	6,006	(184)
Principal Deputy Assistant Secretary	323	309	319	10
Public Affairs	1,402	1,330	1,365	35
Regional Political and Security Issues	3,190	2,774	2,163	(611)
Western European Affairs	1,823	1,576	1,306	(270)
Total	**48,454**	**45,696**	**44,209**	**(1,487)**

D&CP – BUREAU OF EUROPEAN AND EURASIAN AFFAIRS

Staff by Post
(positions)

Bureau of European and Eurasian Affairs (EUR)	FY 2009 Actual			FY 2010 Enacted			FY 2011 Request			Increase/ Decrease		
	Amer	FSN	Total	Amer	FSN	Total	Amer	FSN	Total	Amer	FSN	Total
Albania, Tirana	13	5	18	13	5	18	13	5	18	0	0	0
Armenia, Yerevan	18	3	21	18	3	21	19	3	22	1	0	1
Austria, Vienna	26	24	50	26	24	50	26	24	50	0	0	0
Azerbaijan, Baku	18	5	23	18	5	23	19	5	24	1	0	1
Belarus, Minsk	13	9	22	13	9	22	13	9	22	0	0	0
Belgium, Brussels	30	22	52	30	22	52	31	22	53	1	0	1
Bermuda, Hamilton	2	2	4	2	2	4	2	2	4	0	0	0
Bosnia-Herzegovina, Sarajevo	20	9	29	20	9	29	21	9	30	1	0	1
Bulgaria, Sofia	17	18	35	17	18	35	18	18	36	1	0	1
Croatia, Zagreb	14	16	30	14	16	30	14	16	30	0	0	0
Cyprus, Nicosia	12	14	26	12	14	26	12	14	26	0	0	0
Czech Republic, Prague	15	20	35	15	20	35	15	20	35	0	0	0
Denmark, Copenhagen	16	15	31	16	15	31	16	15	31	0	0	0
Estonia, Tallinn	12	9	21	12	9	21	12	9	21	0	0	0
Finland, Helsinki	19	10	29	19	10	29	19	10	29	0	0	0
France, Bordeaux	1	1	2	1	1	2	1	1	2	0	0	0
France, Lille	1	1	2	1	1	2	1	1	2	0	0	0
France, Lyon	1	1	2	1	1	2	1	1	2	0	0	0
France, Marseille	1	3	4	1	3	4	1	3	4	0	0	0
France, Paris	67	38	105	67	38	105	68	38	106	1	0	1
France, Rennes	1	1	2	1	1	2	1	1	2	0	0	0
France, Strasbourg	1	1	2	1	1	2	1	1	2	0	0	0
France, Toulouse	1	1	2	1	1	2	1	1	2	0	0	0
Georgia, Tbilisi	18	9	27	19	9	28	20	9	29	1	0	1
Germany, Berlin	62	83	145	63	83	146	61	83	144	(2)	0	(2)
Germany, Dusseldorf	2	0	2	2	0	2	2	0	2	0	0	0
Germany, Frankfurt	43	25	68	43	25	68	43	25	68	0	0	0
Germany, Hamburg	3	2	5	3	2	5	3	2	5	0	0	0
Germany, Leipzig	3	1	4	3	1	4	3	1	4	0	0	0
Germany, Munich	5	5	10	5	5	10	5	5	10	0	0	0
Greece, Athens	32	27	59	33	27	60	33	27	60	0	0	0
Greece, Thessaloniki	2	2	4	2	2	4	2	2	4	0	0	0
Hungary, Budapest	18	23	41	18	23	41	18	23	41	0	0	0
Iceland, Reykjavik	7	8	15	7	8	15	7	8	15	0	0	0
Ireland, Dublin	9	17	26	10	17	27	11	17	28	1	0	1

D&CP – BUREAU OF EUROPEAN AND EURASIAN AFFAIRS

Bureau of European and Eurasian Affairs (EUR)	FY 2009 Actual			FY 2010 Enacted			FY 2011 Request			Increase/ Decrease		
	Amer	FSN	Total	Amer	FSN	Total	Amer	FSN	Total	Amer	FSN	Total
Italy, Florence	2	1	3	2	1	3	2	1	3	0	0	0
Italy, Milan	7	2	9	7	2	9	7	2	9	0	0	0
Italy, Naples	2	6	8	2	6	8	2	6	8	0	0	0
Italy, Rome	42	47	89	42	47	89	42	47	89	0	0	0
Kosovo, Pristina	9	0	9	9	0	9	10	0	10	1	0	1
Latvia, Riga	9	16	25	9	16	25	9	16	25	0	0	0
Lithuania, Vilnius	10	12	22	10	12	22	10	12	22	0	0	0
Luxembourg, Luxembourg	10	6	16	10	6	16	10	6	16	0	0	0
Macedonia, Skopje	13	11	24	13	11	24	13	11	24	0	0	0
Malta, Valletta	8	8	16	8	8	16	8	8	16	0	0	0
Moldova, Chisinau	11	13	24	11	13	24	11	13	24	0	0	0
Montenegro, Podgorica	8	4	12	7	4	11	7	4	11	0	0	0
Netherlands, Amsterdam	1	5	6	1	5	6	1	5	6	0	0	0
Netherlands, The Hague	20	13	33	20	13	33	20	13	33	0	0	0
Norway, Oslo	15	13	28	15	13	28	15	13	28	0	0	0
OSCE Vienna	15	0	15	15	0	15	15	0	15	0	0	0
Poland, Krakow	0	4	4	0	4	4	0	4	4	0	0	0
Poland, Warsaw	27	31	58	27	31	58	27	31	58	0	0	0
Ponta Delgada	1	3	4	1	3	4	1	3	4	0	0	0
Portugal, Lisbon	18	16	34	18	16	34	18	16	34	0	0	0
Romania, Bucharest	18	27	45	18	26	44	18	26	44	0	0	0
Romania, Cluj-Napoca	0	0	0	0	1	1	0	1	1	0	0	0
Russia, Moscow	93	88	181	93	88	181	93	88	181	0	0	0
Russia, St Petersburg	16	3	19	16	3	19	16	3	19	0	0	0
Russia, Vladivostok	4	4	8	4	4	8	4	4	8	0	0	0
Russia, Yekaterinburg	3	3	6	3	3	6	3	3	6	0	0	0
Serbia, Belgrade	16	24	40	16	24	40	16	24	40	0	0	0
Slovakia, Bratislava	12	14	26	12	14	26	12	14	26	0	0	0
Slovenia, Ljubljana	10	10	20	10	10	20	10	10	20	0	0	0
Spain, Barcelona	2	3	5	2	3	5	2	3	5	0	0	0
Spain, Madrid	23	55	78	23	55	78	23	55	78	0	0	0
Sweden, Stockholm	20	23	43	20	23	43	20	23	43	0	0	0
Switzerland, Bern	16	11	27	16	11	27	16	11	27	0	0	0
Turkey, Adana	2	1	3	2	1	3	2	1	3	0	0	0
Turkey, Ankara	45	47	92	45	47	92	45	47	92	0	0	0
Turkey, Istanbul	10	5	15	10	5	15	11	5	16	1	0	1
Turkey, Izmir	0	1	1	0	1	1	0	1	1	0	0	0
USEU	30	15	45	30	15	45	30	15	45	0	0	0

D&CP – BUREAU OF EUROPEAN AND EURASIAN AFFAIRS

Bureau of European and Eurasian Affairs (EUR)	FY 2009 Actual			FY 2010 Enacted			FY 2011 Request			Increase/ Decrease		
	Amer	FSN	Total	Amer	FSN	Total	Amer	FSN	Total	Amer	FSN	Total
USNATO	35	4	39	35	4	39	35	4	39	0	0	0
USOECD	14	8	22	14	8	22	14	8	22	0	0	0
Ukraine, Kyiv	33	14	47	33	14	47	35	14	49	2	0	2
United Kingdom, Belfast	4	2	6	4	2	6	4	2	6	0	0	0
United Kingdom, Edinburgh	1	2	3	1	2	3	1	2	3	0	0	0
United Kingdom, London	40	55	95	41	55	96	38	55	93	(3)	0	(3)
Vatican City, Holy See	7	6	13	7	6	13	7	6	13	0	0	0
Total	**1,205**	**1,066**	**2,271**	**1,209**	**1,066**	**2,275**	**1,216**	**1,066**	**2,282**	**7**	**0**	**7**

Funds by Post

($ in thousands)

Bureau of European and Eurasian Affairs	FY 2009 Actual	FY 2010 Enacted	FY 2011 Request	Increase / Decrease
Albania, Tirana	5,413	6,082	6,214	132
Armenia, Yerevan	5,906	6,732	7,427	695
Austria, Vienna	20,411	21,843	22,687	844
Azerbaijan, Baku	6,116	5,987	6,712	725
Belarus, Minsk	4,624	4,088	4,959	871
Belgium, Brussels	22,113	25,304	26,568	1,264
Bermuda, Hamilton	1,317	1,347	1,379	32
Bosnia-Herzegovina, Sarajevo	10,830	12,111	13,023	912
Bulgaria, Sofia	7,087	8,036	8,854	818
Croatia, Zagreb	7,971	8,765	9,065	300
Cyprus, Nicosia	6,818	7,388	7,594	206
Czech Republic, Prague	7,964	9,610	9,953	343
Denmark, Copenhagen	7,703	8,316	8,710	394
Estonia, Tallinn	4,071	4,532	4,627	95
Finland, Helsinki	8,198	9,784	9,975	191
France, Bordeaux	497	475	487	12
France, Lille	497	311	487	176
France, Lyon	497	639	487	(152)
France, Marseille	497	475	487	12
France, Paris	37,875	43,330	43,261	(69)
France, Rennes	497	475	387	(88)
France, Strasbourg	497	475	487	12
France, Toulouse	497	475	487	12
Georgia, Tbilisi	7,614	8,826	9,601	775

D&CP – BUREAU OF EUROPEAN AND EURASIAN AFFAIRS

Bureau of European and Eurasian Affairs	FY 2009 Actual	FY 2010 Enacted	FY 2011 Request	Increase / Decrease
Germany, Berlin	43,605	53,261	54,423	1,162
Germany, Dusseldorf	1,268	2,195	2,225	30
Germany, Frankfurt	31,947	28,152	28,844	692
Germany, Hamburg	1,904	1,981	1,863	(118)
Germany, Leipzig	1,904	1,819	1,863	44
Germany, Munich	3,171	3,030	3,103	73
Greece, Athens	18,110	20,551	21,191	640
Greece, Thessaloniki	1,071	1,024	1,050	26
Hungary, Budapest	9,356	12,220	12,226	6
Iceland, Reykjavik	3,209	2,870	2,932	62
Ireland, Dublin	7,072	8,608	9,571	963
Italy, Florence	1,279	1,212	1,241	29
Italy, Milan	4,947	4,683	4,793	110
Italy, Naples	2,219	2,092	2,139	47
Italy, Rome	27,736	32,445	33,066	621
Kosovo, Pristina	4,709	5,700	6,405	705
Latvia, Riga	4,168	5,439	5,481	42
Lithuania, Vilnius	4,232	4,687	4,780	93
Luxembourg, Luxembourg	4,065	4,264	4,362	98
Macedonia, Skopje	5,491	7,008	7,150	142
Malta, Valletta	2,554	4,492	4,590	98
Moldova, Chisinau	3,673	3,857	3,941	84
Montenegro, Podgorica	2,147	2,375	2,428	53
Netherlands, Amsterdam	498	479	491	12
Netherlands, The Hague	10,701	11,935	12,162	227
Norway, Oslo	7,583	7,220	7,339	119
OSCE Vienna	4,883	4,909	5,034	125
Poland, Krakow	995	1,873	1,853	(20)
Poland, Warsaw	15,981	17,218	17,490	272
Ponta Delgada	466	613	607	(6)
Portugal, Lisbon	9,020	10,183	10,410	227
Romania, Bucharest	7,457	8,821	9,026	205
Romania, Cluj-Napoca	192	0	0	0
Russia, Moscow	34,524	36,529	36,582	53
Russia, St Petersburg	5,532	5,323	5,471	148
Russia, Vladivostok	1,342	1,291	1,327	36
Russia, Yekaterinburg	1,005	1,059	1,088	29
Serbia, Belgrade	6,786	7,539	7,916	377
Slovakia, Bratislava	5,601	6,098	6,461	363
Slovenia, Ljubljana	4,627	5,089	5,237	148

D&CP – BUREAU OF EUROPEAN AND EURASIAN AFFAIRS

Bureau of European and Eurasian Affairs	FY 2009 Actual	FY 2010 Enacted	FY 2011 Request	Increase / Decrease
South Central European Affairs	2,035	1,825	1,988	163
Southern European Affairs	1,459	1,326	1,437	111
Spain, Barcelona	1,688	1,773	1,816	43
Spain, Madrid	16,284	18,529	19,020	491
Sweden, Stockholm	8,447	9,057	9,411	354
Switzerland, Bern	8,163	9,093	9,570	477
Turkey, Adana	764	733	753	20
Turkey, Ankara	18,472	20,998	20,998	0
Turkey, Istanbul	3,827	3,525	4,336	811
Turkey, Izmir	214	202	206	4
UK, Ireland, and Benelux Affairs	1,204	1,151	1,184	33
USEU	10,170	10,366	10,973	607
USNATO	10,341	10,685	11,202	517
USOECD	4,550	4,116	4,649	533
Ukraine, Kyiv	11,092	11,234	12,899	1,665
United Kingdom, Belfast	2,936	2,783	2,849	66
United Kingdom, Edinburgh	733	694	711	17
United Kingdom, London	31,435	30,882	31,067	185
Vatican City, Holy See	2,536	2,625	2,727	102
Total	**618,890**	**677,147**	**699,875**	**22,728**

Funds by Object Class

($ in thousands)

Bureau of European and Eurasian Affairs	FY 2009 Actual	FY 2010 Enacted	FY 2011 Request	Increase / Decrease
1100 Personnel Compensation	333,328	350,390	358,335	7,945
1200 Personnel Benefits	154,085	176,999	181,384	4,385
1300 Benefits Former Personnel	1,603	2,319	2,325	6
2100 Travel & Trans of Persons	23,162	26,038	26,611	573
2200 Transportation of Things	4,389	5,155	5,236	81
2300 Rents, Comm & Utilities	27,807	30,712	31,336	624
2400 Printing & Reproduction	786	854	874	20
2500 Other Services	62,504	65,794	67,931	2,137
2600 Supplies and Materials	18,954	21,262	21,695	433
3100 Personal Property	25,990	27,286	31,906	4,620
4100 Grants, Subsidies & Contrb	14,736	16,034	16,451	417
Total	**667,344**	**722,843**	**744,084**	**21,241**

D&CP – BUREAU OF INTERNATIONAL ORGANIZATION AFFAIRS

Resource Summary

($ in thousands)

Appropriations	FY 2009 Actual	FY 2010 Enacted	FY 2011 Request	Increase / Decrease
Positions	349	349	354	5
Funds	69,142	70,760	73,235	2,475

Program Description

The Bureau of International Organization Affairs (IO) and its missions in New York, Geneva, Vienna, Rome, Paris, Montreal, and Nairobi seek to achieve more effective, transparent, accountable, and efficient international organizations that enhance international peace and security, improve human security, and extend the benefits of global systems. A multilateral approach offers important comparative advantages for advancing U.S. foreign policy priorities, including leverage, cost sharing, access, expertise, coordination, and effectiveness. Although these organizations are imperfect, they are indispensible institutions in advancing U.S. foreign policy goals and protecting U.S. interests.

The IO Bureau manages U.S. policy in the United Nations (UN), UN specialized and technical agencies, and other international organizations under the direction of the Secretary of State. IO-managed accounts constitute the funding platform for multilateral bodies that promote an array of foreign policy goals pursued by most bureaus in the Department, not those of the IO Bureau alone. The Bureau supports Department efforts to promote those goals at the wide variety of international organizations in which the United States participates, including those describe below.

At the founding of the United Nations, 51 nations united in commitment to peace, human rights, justice, and progress. Their pledge was to work together to address the global challenges that history had taught us could not be addressed individually. Today, nearly 200 member states are asked to set aside divisions that impede progress toward constructive action on global challenges. The United States works with our partners by building bridges to those nations that may have disagreed with us in the past, and by increasing the capacity of individual states to tackle challenges on their own. Intensified negotiations and public diplomacy efforts are raising awareness of U.S. multilateral efforts and the benefits of multilateral cooperation, and are advancing U.S. positions with decision-makers in other member states. In addition, the IO Bureau is listening to, informing, and attempting to persuade foreign publics to influence governments to work with the United States.

The UN plays a central role in promoting international peace and security through conflict prevention, peacekeeping, and peace building. UN peacekeeping operations are crucial tools for addressing threats to peace and security, especially where direct U.S. military involvement is unnecessary or inappropriate. Central to the U.S. aims is a focus on the next generation of UN peacekeeping. UN missions have saved untold lives, averted dozens of wars, and helped restore or establish democratic rule in more than a dozen countries. But today the system is under strain. Peacekeeping operations need to be planned expertly, deployed quickly, budgeted realistically, equipped seriously, operated efficiently, led ably, and ended responsibly. In addition, finding ways to address the protection of civilians and gender-based violence, rape as an instrument of conflict, and children in armed conflict is of interest to the United States. The United States promotes a growing UN presence in Iraq and improved governance, economy, and infrastructure in Afghanistan. The United States is exploring how the Peace-building Commission can better prevent designated post-conflict countries from sliding back into war.

U.S. efforts are aimed at creating a new momentum toward nonproliferation, nuclear security, and disarmament. Secretary Clinton pledged to strengthen the nuclear nonproliferation regime with the Nuclear Nonproliferation Treaty (NPT) as its cornerstone. U.S. priorities include the promotion of effective measures to strengthen the barriers against access to weapons of mass destruction, associated technology, and their means of delivery in the UN Security Council, the International Atomic Energy Agency (IAEA), and other bodies – including the UN's Conference on Disarmament and the 1540 Committee that aims to prevent non-state actors from accessing proliferation materials. Also, while the United States devotes major efforts bilaterally to counterterrorism activities, this is a multilateral problem that benefits from multilateral solutions. The UN is uniquely placed to facilitate and legitimize these efforts. The International Civil Aviation Organization, International Maritime Organization, International Labor Organization, and World Health Organization (WHO) all incorporate counterterrorism objectives into their activities.

A high-priority USG goal is to promote democracy, good governance, respect for human rights and dignity, free media, and the free flow of ideas through the UN Human Rights Council (HRC); the 3rd Committee of the UN General Assembly; the UN Educational, Scientific and Cultural Organization; and other entities. In May 2009, the United States regained a seat on the HRC. U.S. priorities include supporting robust protection of fundamental freedoms, including combating racism and defending freedom of expression and religion while advancing religious tolerance and mutual respect; ensuring an effective and credible Universal Periodic Review process; and helping to shape a meaningful 2011 review of the HRC that results in an HRC that is balanced, credible, and effective. Also, the United States is committed to a streamlined, empowered UN architecture to combat rape, sexual slavery, and discrimination and to promote universal respect for human rights, equality, and expanded opportunities for women.

The United States remains committed to the concept of equality of opportunity and dignity for all people. The U.S. goal is to foster economic growth as a means for sustainable development and to help countries establish the systems and institutions for good economic governance that enable entrepreneurship and private sector initiative. Attention should be focused on fostering good governance and anti-corruption policies and encouraging greater UN involvement in development programs. Without such policies, fledgling democracies, countries in transition toward market economies, and fragile states may well face insurmountable challenges. Another aspect of sustainable development is the possible effect of climate change. The United States is forging a new path on climate change, is engaged in the UN Framework Convention on Climate Change negotiations, expects to be a full partner in the eventual Copenhagen convention, and believes that climate change and environmental protection should be an integral part of all development strategies. After a convention is negotiated, the UN and other bodies will need additional coherence and coordination and will likely be relied on for measurement, verification, and reporting on greenhouse gas emissions and adaptation and mitigation efforts.

To minimize the number of people who are hungry, the United States -- in collaboration with the global community -- is leading a new effort to enhance food security to achieve the poverty and hunger related Millennium Development Goals (MDGs), under a global partnership and the five key food security principles in the international strategy announced by President Obama and Secretary Clinton. The UN has several mechanisms to address food insecurity, including three food agencies and the UN High-Level Task Force, which produced a Comprehensive Framework for Action that is intended to serve as a means of coordinating the international community's response to the food crisis. These agencies serve as forums in which donors and recipients share best practices and technical and policy advice on food security, and serve by helping to leverage the support of non-traditional donors.

As a cornerstone of the global health architecture, WHO's International Health Regulations have contributed to improved cooperation and preparedness of WHO and member states on infectious disease outbreaks. The developing world disease burden will continue to shift toward non-communicable diseases and new challenges such as the effects on health of climate change, although

greater efforts also are need to combat maternal and infant mortality. WHO can further U.S. health goals without investing resources in duplicative systems and structures. Progress in improving health can be supported through basic literacy. Seventy five million children are not attending school and 16 percent of the world's adults are functionally illiterate. The United States supports the Education for All Initiative to improve access to early childhood and basic education, improve adult literacy levels (especially for women), eliminate gender disparities in primary and secondary education, and establish life skills programs for all youth and adults.

To extend the benefits of global systems to all peoples, the United States seeks enhanced international cooperation on aviation, maritime, telecommunication, and postal issues, and increased collaboration on threats posed by drugs and crime through a variety of international organizations.

Moreover, the United States promotes efficiency, effectiveness, transparency, accountability, a culture of ethics, stronger oversight mechanisms, and initiatives to improve the UN's procurement and human resources practices to safeguard taxpayer funds and enable international organizations to function optimally. Another U.S. priority is to increase American citizen employment at all levels in international organizations, especially where the United States is not equitably represented.

Justification of Request

Current Services
The Department's FY 2011 request of $73.2 million for the Bureau of International Organization Affairs includes increases to maintain current services and support several key initiatives. An increase of $1.549 million for statutory pay raises for a base staffing level of 349, domestic and overseas inflation, Locally Engaged Staff wage and step increases, maintains the FY 2010 level of activity.

Domestic and Overseas – American New Hires
The FY 2011 IO request includes $591,000 for an increase of four positions over a base of 343 positions to further the U.S. efforts to promote respect for human rights and dignity. Two of these positions will allow the Bureau to significantly increase support to the Human Rights Council in Geneva. The additional two domestic positions will support U.S. policy initiatives on food security and dialogue with the Organization for the Islamic Conference.

Overseas Public Diplomacy Program – American New Hires
The FY 2011 IO request includes $335,000 for an increase of one new overseas position over a base of six positions to support expanded outreach programs. The overseas position will assist in creating opportunities to further engage the global media and conduct outreach programs.

Resource Summary

	Positions				Funds ($ in thousands)		
	American			Pos	Bureau	American	Funds
	Domestic	Overseas	FSN	Total	Managed	Salaries	Total
FY 2009 Actual	272	65	12	349	20,212	48,930	69,142
FY 2010 Estimate	272	65	12	349	21,051	49,709	70,760
FY 2011 Built-in Changes							
Annualization of FY 2010 COLA	0	0	0	0	7	225	232
Domestic Inflation	0	0	0	0	53	0	53
FY 2011 American COLA	0	0	0	0	30	287	317

D&CP – BUREAU OF INTERNATIONAL ORGANIZATION AFFAIRS

	Positions				Funds ($ in thousands)		
	American			Pos	Bureau	American	Funds
	Domestic	Overseas	FSN	Total	Managed	Salaries	Total
Locally Engaged Staff Step Increases	0	0	0	0	396	0	396
Locally Engaged Staff Wage Increases	0	0	0	0	399	0	399
Overseas Price Inflation	0	0	0	0	147	0	147
LES Wage Gap	0	0	0	0	5	0	5
Total Built-in Changes	0	0	0	0	1,037	512	1,549
FY 2011 Current Services	272	65	12	349	22,088	50,221	72,309
FY 2011 Program Changes							
American Positions	2	2	0	4	66	525	591
Public Diplomacy Officers for Vienna and Geneva	0	1	0	1	250	85	335
Total Program Changes	2	3	0	5	316	610	926
FY 2011 Request	274	68	12	354	22,404	50,831	73,235

D&CP – BUREAU OF INTERNATIONAL ORGANIZATION AFFAIRS

Staff by Program Activity
(positions)

Bureau of International Organization Affairs	FY 2009 Actual	FY 2010 Enacted	FY 2011 Request	Increase / Decrease
Counter-Terrorism Programs	17	17	17	0
Diplomatic Security	4	4	4	0
Overseas Protection of Information	4	4	4	0
Technical and Procedural Protection of Information	4	4	0	(4)
Domestic Administrative Support	22	22	22	0
Domestic Administrative Management	5	5	5	0
Domestic Financial Services	3	3	3	0
Domestic General Services	9	9	9	0
Domestic Personnel Services	5	5	5	0
Information Resource Management	29	29	29	0
Infrastructure Systems	29	29	29	0
ADP Communications and Message Centers	29	29	0	(29)
Multilateral Diplomacy	213	213	218	5
International Organization Representation	213	213	218	5
Economic Development and Trade Representation	63	63	3	(60)
Environment - Science - Education - and Health Representation	21	21	0	(21)
Political and International Security Representation	119	119	5	(114)
Refugee and Humanitarian Representation	10	10	0	(10)
Policy Formulation	54	54	53	(1)
Bureau Direction	48	48	47	(1)
Mission Direction	6	6	6	0
Public Diplomacy	10	10	11	1
Public Diplomacy - Program Costs	10	10	11	1
Total	**349**	**349**	**354**	**5**

Funds by Program Activity
($ in thousands)

Bureau of International Organization Affairs	FY 2009 Actual	FY 2010 Enacted	FY 2011 Request	Increase / Decrease
Counter-Terrorism Programs	2,484	2,352	2,431	79
Diplomatic Security	1,210	1,173	1,195	22
Overseas Protection of Information	941	904	926	22
Technical and Procedural Protection of Information	654	0	0	0
Overseas Protection of Life	269	269	269	0
Domestic Administrative Support	6,271	6,109	6,283	174
Domestic Administrative Management	1,990	1,964	1,945	(19)

D&CP – BUREAU OF INTERNATIONAL ORGANIZATION AFFAIRS

Bureau of International Organization Affairs	FY 2009 Actual	FY 2010 Enacted	FY 2011 Request	Increase / Decrease
Domestic Financial Services	1,410	1,400	1,313	(87)
Domestic General Services	1,764	1,670	1,738	68
Domestic Personnel Services	1,107	1,075	1,287	212
Information Resource Management	6,502	6,232	6,406	174
Infrastructure Systems	4,638	4,402	4,541	139
ADP Communications and Message Centers	4,083	0	0	0
Office Automation	1,864	1,830	1,865	35
Multilateral Diplomacy	33,868	36,166	35,220	(946)
Bureau Direction	0	30,980	30,245	(735)
International Organization Representation	33,868	5,186	4,975	(211)
Economic Development and Trade Representation	8,493	0	0	0
Environment - Science - Education - and Health Representation	3,137	0	0	0
Political and International Security Representation	16,237	0	0	0
Refugee and Humanitarian Representation	1,305	0	0	0
Overseas Program Support	3,916	3,918	3,918	0
International Cooperative Administrative Support Services (ICASS)	0	3,918	3,918	0
International Organization Representation	3,916	0	0	0
Policy Formulation	11,934	11,445	13,977	2,532
Bureau Direction	8,731	8,364	8,583	219
Mission Direction	3,203	3,081	5,394	2,313
Public Diplomacy	2,957	3,365	3,805	440
Public Diplomacy - Program Costs	2,957	3,365	3,805	440
Total	**69,142**	**70,760**	**73,235**	**2,475**

Program Activities

	Positions				Funds ($ in thousands)		
	American			Pos	Bureau	American	Funds
Department Of State	Domestic	Overseas	FSN	Total	Managed	Salaries	Total
Counter-Terrorism Programs	**14**	**3**	**0**	**17**	**167**	**2,264**	**2,431**
Diplomatic Security	**0**	**4**	**0**	**4**	**556**	**639**	**1,195**
Overseas Protection of Information	0	4	0	4	287	639	926
Overseas Protection of Life	0	0	0	0	269	0	269
Domestic Administrative Support	**22**	**0**	**0**	**22**	**3,477**	**2,806**	**6,283**
Domestic Administrative Management	5	0	0	5	1,300	645	1,945
Domestic Financial Services	3	0	0	3	920	393	1,313
Domestic General Services	9	0	0	9	616	1,122	1,738

D&CP – BUREAU OF INTERNATIONAL ORGANIZATION AFFAIRS

	Positions				Funds ($ in thousands)		
	American			Pos	Bureau	American	Funds
Department Of State	Domestic	Overseas	FSN	Total	Managed	Salaries	Total
Domestic Personnel Services	5	0	0	5	641	646	1,287
Information Resource Management	**20**	**9**	**0**	**29**	**2,420**	**3,986**	**6,406**
Infrastructure Systems	20	9	0	29	555	3,986	4,541
Office Automation	0	0	0	0	1,865	0	1,865
Multilateral Diplomacy	**172**	**38**	**8**	**218**	**4,975**	**30,245**	**35,220**
Bureau Direction	0	0	0	0	0	30,245	30,245
International Organization Representation	172	38	8	218	4,975	0	4,975
Economic Development and Trade Representation	0	0	3	3	0	0	0
Political and International Security Representation	0	0	5	5	0	0	0
Overseas Program Support	**0**	**0**	**0**	**0**	**3,918**	**0**	**3,918**
International Cooperative Administrative Support Services (ICASS)	0	0	0	0	3,918	0	3,918
Policy Formulation	**42**	**11**	**0**	**53**	**4,468**	**9,509**	**13,977**
Bureau Direction	42	5	0	47	2,299	6,284	8,583
Mission Direction	0	6	0	6	2,169	3,225	5,394
Public Diplomacy	**4**	**3**	**4**	**11**	**2,423**	**1,382**	**3,805**
Public Diplomacy - Program Costs	4	3	4	11	2,423	1,382	3,805
Total	**274**	**68**	**12**	**354**	**22,404**	**50,831**	**73,235**

Staff by Domestic Organization Unit

(positions)

Bureau of International Organization Affairs	FY 2009 Actual	FY 2010 Enacted	FY 2011 Request	Increase / Decrease
Assistant Secretary for International Organ. Affairs	143	143	146	3
Policy, Public and Congressional Affairs	2	2	2	0
U.S. Mission to the UN	127	127	126	(1)
Total	**272**	**272**	**274**	**2**

D&CP – BUREAU OF INTERNATIONAL ORGANIZATION AFFAIRS

Funds by Domestic Organization Unit

($ in thousands)

Bureau of International Organization Affairs	FY 2009 Actual	FY 2010 Enacted	FY 2011 Request	Increase / Decrease
Assistant Secretary for International Organ. Affairs	26,215	27,581	26,578	(1,003)
Policy, Public and Congressional Affairs	338	358	504	146
U.S. Mission to the UN	19,088	18,572	19,534	962
Total	**45,641**	**46,511**	**46,616**	**105**

Staff by Post

(positions)

Bureau of International Organization Affairs (IO)	FY 2009 Actual			FY 2010 Enacted			FY 2011 Request			Increase/ Decrease		
	Amer	FSN	Total	Amer	FSN	Total	Amer	FSN	Total	Amer	FSN	Total
Austria, Vienna	16	3	19	16	3	19	16	3	19	0	0	0
Canada, Montreal	0	0	0	0	0	0	0	0	0	0	0	0
France, Paris	5	0	5	5	0	5	5	0	5	0	0	0
Italy, Rome	5	1	6	5	1	6	6	1	7	1	0	1
Kenya, Nairobi	1	0	1	1	0	1	1	0	1	0	0	0
Switzerland, Geneva	38	8	46	38	8	46	40	8	48	2	0	2
Total	**65**	**12**	**77**	**65**	**12**	**77**	**68**	**12**	**80**	**3**	**0**	**3**

Funds by Post

($ in thousands)

Bureau of International Organization Affairs	FY 2009 Actual	FY 2010 Enacted	FY 2011 Request	Increase / Decrease
Austria, Vienna	4,778	4,772	5,339	567
Canada, Montreal	843	815	858	43
France, Paris	3,470	3,193	3,144	(49)
Italy, Rome	2,220	2,652	2,702	50
Kenya, Nairobi	344	342	372	30
Switzerland, Geneva	11,846	12,475	14,204	1,729
Total	**23,501**	**24,249**	**26,619**	**2,370**

Funds by Object Class

($ in thousands)

Bureau of International Organization Affairs	FY 2009 Actual	FY 2010 Enacted	FY 2011 Request	Increase / Decrease
1100 Personnel Compensation	45,721	45,351	48,024	2,673
1200 Personnel Benefits	12,273	14,266	14,351	85

D&CP – BUREAU OF INTERNATIONAL ORGANIZATION AFFAIRS

Bureau of International Organization Affairs	FY 2009 Actual	FY 2010 Enacted	FY 2011 Request	Increase / Decrease
1300 Benefits Former Personnel	275	0	0	0
2100 Travel & Trans of Persons	991	1,072	1,250	178
2200 Transportation of Things	164	173	202	29
2300 Rents, Comm & Utilities	2,443	2,599	2,994	395
2400 Printing & Reproduction	396	421	495	74
2500 Other Services	5,068	5,308	4,332	(976)
2600 Supplies and Materials	1,039	1,096	1,275	179
3100 Personal Property	112	132	167	35
4100 Grants, Subsidies & Contrb	660	342	145	(197)
Total	**69,142**	**70,760**	**73,235**	**2,475**

This page intentionally left blank.

D&CP – OFFICE OF INTERNATIONAL CONFERENCES

Resource Summary

($ in thousands)

Appropriations	FY 2009 Actual	FY 2010 Enacted	FY 2011 Request	Increase / Decrease
Funds	5,682	7,841	46,202	38,361

Program Description

The Office of International Conferences (IO/C) manages U.S. participation in international conferences through the official accreditation of U.S. delegations to multilateral meetings. IO/C funds are used to finance the participation of the Department of State in multilateral conferences. Costs include delegate travel and per diem; administrative costs associated with the Department's component of U.S. delegations; and costs of conferences hosted by the United States. The objective of the office is to ensure that the Unites States is represented by delegations that can best attain U.S. policy objectives through these vital diplomatic activities.

IO/C supports the Department's participation in approximately 450 meetings annually, sponsored by organizations within and outside the UN framework on a wide range of global issues of important to the United States. Meetings deal with such important issues as economic, trade and development matters; energy; technology and environmental controls; security; disarmament and nuclear-related issues; air and maritime safety; counterterrorism; human rights; narcotics and crime; health; natural resources; vehicle safety standards; telecommunications; and law. The United States also continues to promote and protect U.S. hemispheric interests through participation in meetings of the Organization of American States (OAS) and related organizations. The United States accomplishes similar goals reflecting key U.S. regional relationships through participation in meetings of the Asia Pacific Economic Cooperation (APEC) forum, the North Atlantic Treaty Organization, the UN regional commissions, and the signatories of the Antarctic Treaty.

Active participation in these conferences is important. Otherwise, the United States risks losing its voice and influence in promoting and protecting key U.S. interests as policies are adopted, reform measures are considered, and directions and priorities of activities are decided in a variety of multilateral international organizations in which the United States has membership.

IO/C conducts regularly scheduled conferences involving substantial U.S. Government participation. These include the United Nations General Assembly and regular meetings of the UN subsidiary bodies and specialized agencies. These in turn include the Economic and Social Council and its commission, the International Atomic Energy Agency, the World Health Organization, the Food and Agriculture Organization, the International Labor Organization, and the International Telecommunications Union. The United States also participates as a member in the United Nations Educational, Scientific, and Cultural Organization meetings, as well as meetings of the United Nations Human Rights Council.

In addition to support for regularly scheduled conferences, IO/C has addressed requirements associated with new meetings or special initiatives reflecting high priority administration interests, such as the OAS Inter-American Committee against Terrorism, the G-8 Forum for the Future, and the Organization of American States General Assembly.

D&CP – OFFICE OF INTERNATIONAL CONFERENCES

Justification of Request

Current Services
The Department's FY 2011 request of $46.2 million for the Bureau of International Conferences includes increases to maintain current services and support several key initiatives. An increase of $141 thousand for statutory pay raises and domestic inflation maintains the FY2010 level of activity.

Asia Pacific Economic Cooperation (APEC) Forum 2011
The Department of State plans to allocate a total of $81 million for costs related to hosting the APEC forum in FY 2011. Of this amount, a program increase request of $38.2 million is requested within the Office of International Conferences. Additional funds will be allocated to meet the total costs of APEC from within overall Department funding availabilities in FY 2011. The Department's ability to support program needs in FY 2011 including the APEC conference is dependent upon action by the Congress on the Department's overall budget request for Diplomatic and Consular Programs including the Administration's user fee proposals.

IO/C is tasked with planning, coordinating and executing a series of approximately 40 APEC conferences culminating in the leaders' meeting for the 21 participating economies that will be held in the United States in 2011. IO/C will hire contractors and rent facilities to hold the conference meetings, train the staff, equip conference space with computers and office equipment, pay for travel, printing, interpretation and information management services and accreditation for thousands of delegates. APEC policy is directed by EAP, with IO/C handling the administrative arrangements, including the budget.

FY 2010 Request
Resource Summary

	Positions				Funds ($ in thousands)		
	American			Pos	Bureau	American	Funds
	Domestic	Overseas	FSN	Total	Managed	Salaries	Total
FY 2009 Actual	0	0	0	0	5,682	0	5,682
FY 2010 Estimate	0	0	0	0	7,813	28	7,841
FY 2011 Built-in Changes							
Annualization of FY 2010 COLA	0	0	0	0	5	0	5
Domestic Inflation	0	0	0	0	116	0	116
FY 2011 American COLA	0	0	0	0	20	0	20
Total Built-in Changes	0	0	0	0	141	0	141
FY 2011 Current Services	0	0	0	0	7,954	28	7,982
FY 2011 Program Changes							
APEC 2011	0	0	0	0	38,220	0	38,220
Total Program Changes	0	0	0	0	38,220	0	38,220
FY 2011 Request	0	0	0	0	46,174	28	46,202

D&CP – OFFICE OF INTERNATIONAL CONFERENCES

Funds by Program Activity
($ in thousands)

Office of International Conferences	FY 2009 Actual	FY 2010 Enacted	FY 2011 Request	Increase / Decrease
Domestic Administrative Support	5,682	7,841	46,202	38,361
Total	5,682	7,841	46,202	38,361

FY 2010 Request
Program Activities

Office of International Conferences (OIC)	Positions				Funds ($ in thousands)		
	American			Pos	Bureau	American	Funds
	Domestic	Overseas	FSN	Total	Managed	Salaries	Total
Domestic Administrative Support	0	0	0	0	46,174	28	46,202
Total	0	0	0	0	46,174	28	46,202

Funds by Object Class
($ in thousands)

Office of International Conferences	FY 2009 Actual	FY 2010 Enacted	FY 2011 Request	Increase / Decrease
1100 Personnel Compensation	803	904	3,875	2,971
1200 Personnel Benefits	96	75	275	200
2100 Travel & Trans of Persons	2,891	3,875	4,375	500
2300 Rents, Comm & Utilities	835	500	20,500	20,000
2500 Other Services	955	1,514	4,938	3,424
2600 Supplies and Materials	60	350	5,350	5,000
4100 Grants, Subsidies & Contrb	42	0	0	0
9000 Other	0	623	6,889	6,266
9100 Unvouchered	0	623	0	(623)
Total	5,682	7,841	46,202	38,361

This page intentionally left blank.

D&CP – INTERNATIONAL INFORMATION PROGRAMS

Resource Summary

($ in thousands)

Appropriations	FY 2009 Actual	FY 2010 Enacted	FY 2011 Request	Increase / Decrease
Positions	263	263	269	6
Funds	65,718	80,833	97,124	16,291

Program Description

The Bureau of International Information Programs (IIP) engages international audiences on issues of foreign policy, society and values to help create an environment more receptive to U.S. national interests. IIP communicates with foreign opinion makers and other publics through a wide range of speaker, print and electronic outreach programs in English, Arabic, Chinese, French, Persian, Russian and Spanish. IIP also partners with U.S. embassies and consulates in more than 140 countries worldwide for public diplomacy outreach.

IIP's information activities support three public diplomacy strategic imperatives:

- To engage, inform, and influence foreign publics, deploying the most effective media for given information environments.
- To explain and advocate U.S. policy in English, Arabic, Spanish, Chinese, French, Persian and Russian.
- To foster a sense of common interests and common values between Americans and people of different countries, cultures and faiths around the world.

IIP's top operational priorities are

- To create and maintain information programs that can compete in today's crowded, rapidly changing global information environment;
- To provide public diplomacy material and support for in-country information activities of U.S. missions worldwide;
- To play a leading role in exploring international information gathering behaviors and deploying new media to increase the reach and effectiveness of our communications.

U.S. public diplomacy today faces challenges and opportunities of historic proportions. The convergence of technical, conceptual, political and diplomatic developments points to dramatic changes in the way communication is viewed as an instrument of policy and power. In remarks at the State Department's Foreign Press Center on May 19, Secretary Clinton spoke about "exercising what we call smart power in pursuit of our foreign policy goals" saying:

"The State Department is committed to a new diplomacy powered by partnerships, pragmatism, and principle. . . . Now we are using new tools and seeking new partners to broaden the reach of our diplomacy because we understand that 21st century statecraft cannot just be government-to-government; it must be government-to-people and people-to-people. So we want to engage civil society, women, youth, political activists, and others as we pursue our agenda."

For public diplomacy, the idea that engagement underlies smart power is fundamental. Public diplomacy has always been about engagement and relationship building. This is reflected in Edward R. Murrow's famous phrase, "The really crucial link in the international communication chain is the last three feet, which is bridged by personal contact, one person talking to another." Today's technology makes it possible to establish interactive relationships from a great distance, and IIP is

employing new media tools to engage global audiences in ways we were never able to do before. IIP also partners with U.S. Embassies worldwide as they apply new media to extend their range of contacts and engagement in-country.

IIP establishes credibility in the Web 2.0 world by engaging and interacting with those who may disagree, show the strength of U.S. ideas in competition with others. New media and the paradigm of smart power communication demand a level of openness, flexibility and interactivity. IIP is prepared to share the stage or blog site with opposing, even hostile views, confident that, championing truth and common values, fact-based views will ultimately prevail.

Performance

The Bureau of International Information Programs transforms U.S. policies into information products tailored to engage and persuade critically important international audiences. This indicator measures the impact on intended target audiences who consume those products.

STRATEGIC GOAL: PROMOTING INTERNATIONAL UNDERSTANDING						
Strategic Priority	Offer a Positive Vision					
Bureau Goal	Advocate U.S. Policy					
Indicator	Percent of foreign audiences with a better understanding of U.S. policy, society and values after exposed to International Information Programs, products, and activities.					
FY 2006 Result	FY 2007 Result	FY 2008 Result	FY 2009 Result	FY 2009 Target	FY 2010 Target	FY 2011 Target
N/A New Indicator, No Rating	83 percent [Baseline]	Data available FY 2010 Data Not Yet Available, No Rating	55% - revised baseline.	One percent increase	One percent increase	One percent increase
Impact	*America.Gov* has become a platform on which we are building a full array of Web 2.0 programs. *CO.NX* provides a global interactive platform to engage with publics all over the world. In March 2,500 people participated via *CO.NX* in Secretary Clinton's town hall meeting in Brussels, logging in at 135 embassies and consulates or directly on the Internet, posting comments and questions.					
Methodology	Data was obtained through an in-person or over the phone survey with participants of Public Diplomacy programs, products, and activities. Data was also obtained through focus groups.					
Data Source and Quality	The FY 2009 Public Diplomacy Impact (PDI) study uses rigorous statistical methods and tests to ensure data credibility and validity and established measurement properties through a number of factors, including consistency analyses, item-total correlations, and factor analyses. The Data Quality Assessment revealed no significant data limitations.					

The Bureau of International Information Programs transforms U.S. policies into information products tailored to engage and persuade critically important international audiences. This indicator measures the impact on intended target audiences exposed to those products.

D&CP – INTERNATIONAL INFORMATION PROGRAMS

STRATEGIC GOAL: PROMOTING INTERNATIONAL UNDERSTANDING				
Strategic Priority	Marginalize Extremism			
Bureau Goal	Marginalize Extremism			
Indicator	Reduction in the Level of Anti-American Sentiment Among Key Foreign Audiences.			
RATINGS TREND				
FY 2006	**FY 2007**	**FY 2008**	**FY 2009**	
New Indicator, No Rating	▲ Above Target	Data Not Yet Available, No Rating	New Indicator, No Rating	
TARGETS AND RESULTS				
FY 2011 Target	One percent increase			
FY 2010 Target	One percent increase			
FY 2009 Target	19 percent			
FY 2009 Rating and Result	**Rating: New Indicator, No Rating** 11% - revised baseline			
Impact	American core values of democracy, diversity and tolerance, and economic opportunity present a positive vision that can inspire and engage populations around the world and sharply contrast with the negative and violent messages of radical extremists. IIP seeks to illustrate how this vision and its underlying values inform U.S. policies and actions.			
FY 2008 Rating and Result	**Rating: Data Not Yet Available, No Rating** Data not yet available			
FY 2007 Rating and Result	**Rating: Above Target** 17 percent-baseline			
FY 2006 Rating and Result	**Rating: New Indicator, No Rating**			
VERIFICATION AND VALIDATION				
Methodology	Data was obtained through an in-person or over the phone survey with participants of Public Diplomacy programs, products, and activities. Data was also obtained through focus groups.			
Data Source and Quality	The FY 2009 Public Diplomacy Impact (PDI) study uses rigorous statistical methods and tests to ensure data credibility and validity and established measurement properties through a number of factors, including consistency analyses, item-total correlations, and factor analyses. The Data Quality Assessment revealed no significant data limitations.			

"Positive change" reflects a tangible, measurable action taken by a key audience to directly apply knowledge gained from a public diplomacy activity. The measure assesses the statistical significance of intended positive behavior change among key foreign publics as a result of the long term impact of public diplomacy activities to engage, inform and influence those publics. “Positive change" tracks behavioral change and the application of knowledge gained from public diplomacy activities to local foreign institutions, community groups, government, or civil society organizations by the recipients and beneficiaries of public diplomacy programs.

D&CP – INTERNATIONAL INFORMATION PROGRAMS

STRATEGIC GOAL: PROMOTING INTERNATIONAL UNDERSTANDING						
Strategic Priority	Offer a Positive Vision					
Bureau Goal	Indicator is a department level measure and was developed outside of bureau strategic planning process					
Indicator	NEW INDICATOR: Initiation or implementation of positive change in local organizations or communities by IIP foreign audiences.					
FY 2006 Result	FY 2007 Result	FY 2008 Result	FY 2009 Result	FY 2009 Target	FY 2010 Target	FY 2011 Target
N/A	32% [Baseline]	Data available FY 2010	54% - revised baseline. New Indicator, No Rating	Two percent increase	One percent increase	One percent increase
Impact	Demonstrates how U.S. ideals such as liberty, individualism, community, innovation, and diversity find expression through scientific advances, charitable works, political activism, artistic endeavors, etc.					
Methodology	Data was obtained through an in-person or over the phone survey with participants of Public Diplomacy programs, products, and activities. Data was also obtained through focus groups.					
Data Source and Quality	The FY 2009 Public Diplomacy Impact (PDI) study uses rigorous statistical methods and tests to ensure data credibility and validity and established measurement properties through a number of factors, including consistency analyses, item-total correlations, and factor analyses. The Data Quality Assessment revealed no significant data limitations.					

Justification of Request

The Department's FY 2011 request of $97.1 million for the Bureau of International Information Programs includes increases to maintain current services and support key initiatives. An increase of $1.19 million for statutory pay raises, domestic and overseas inflation, Locally Engaged Staff wage and step increases maintains the FY 2010 level of activity.

The FY 2011 request includes an additional six positions over a base of 263 positions and $750,000 to augment the Administration's three-tiered, public diplomacy strategy of engagement, advocacy and fostering of commonality. Five of the six new positions funded in FY 2011 are domestic and will provide increased support for the Global Engagement through Technology and Reaching Digital Outreach programs. The additional position is an Information Resources Officer and will serve in a strategically critical region overseas.

Global Engagement through Technology: $335,000 including 1 position

IIP's *CO.NX* program provides a global interactive platform to engage in online discussions with audiences all over the world. In March, 2009, some 2,500 people, including journalists, students, and politicians, participated via *CO.NX* in Secretary Clinton's town hall meeting in Brussels, logging in at 135 embassies and consulates or directly on the Internet, and posting comments and questions. The additional position will support outreach to new audiences through social media on a range of policy issues to generate engagement with and support of initiatives of the Secretary, the President, and other senior officials.

Reaching New Audiences: $410,000 including 5 positions

The Digital Outreach Team joins conversations not on *America.Gov* but on mainstream Arabic Urdu and Persian discussion forums, blogs and websites. The goal is to engage, interact, listen, and discuss, as opposed to the outmoded "message influence model" in which one party speaks and the other

passively receives. IIP will strengthen this successful initiative with a permanent program manager and a program officer to add video capability to its toolkit.

IIP's Information Resource Officer (IRO) Corps already services 180 Information Resource Centers (IRCs) and more than 450 American Corners and Binational Center (BNC) library partners. That staff of 29 ensures that IRC outreach and information services are cost-effective, high quality, and consonant with sound public diplomacy strategy. IROs provide consultations and regular training for locally engaged staff and are currently leading field efforts to make effective use of new and social media. The additional positions requested will support expansion of the IRO corps.

American Centers: $14,356,000

The President and the Secretary of State have emphasized the important of revitalizing the Department's official presence in foreign countries through the opening of new American Centers outside the secured confines of embassies or consulates. American Centers have traditionally served as venues for public diplomacy programs, English teaching, libraries, information resource centers, and video facilities. The Under Secretary for Public Diplomacy and Public Affairs (R) Office of International Information Programs (IIP) will lead efforts to establish eight to ten new centers as pilot projects around the world, with varying sizes and functions reflecting different local conditions and priorities. The requested funding provides for leases, staffing, equipment and maintenance costs, and will also support the training and development of IIP's Information Resource Officer Corps charged with working with American and locally-engaged staff at overseas posts and local American center employees to develop information outreach programs.

D&CP – INTERNATIONAL INFORMATION PROGRAMS

Resource Summary

	Positions				Funds ($ in thousands)		
	American			Pos	Bureau	American	Funds
	Domestic	Overseas	FSN	Total	Managed	Salaries	Total
FY 2009 Actual	245	18	0	263	35,942	29,776	65,718
FY 2010 Estimate	245	18	0	263	50,198	30,635	80,833
FY 2011 Built-in Changes							
Annualization of FY 2010 COLA	0	0	0	0	41	197	238
Domestic Inflation	0	0	0	0	383	0	383
FY 2011 American COLA	0	0	0	0	162	348	510
LES Wage Gap	0	0	0	0	22	0	22
Locally Engaged Staff Step Increases	0	0	0	0	6	0	6
Locally Engaged Staff Wage Increases	0	0	0	0	9	0	9
Overseas Price Inflation	0	0	0	0	22	0	22
Total Built-in Changes	0	0	0	0	645	545	1,190
FY 2011 Current Services	245	18	0	263	50,843	31,180	82,023
FY 2011 Program Changes							
Global Engagement Through Technology	0	1	0	1	250	85	335
Reaching New Audiences	5	0	0	5	35	375	410
American Centers	0	0	0	0	14,356	0	14,356
Total Program Changes	5	1	0	6	14,641	460	15,101
FY 2011 Request	250	19	0	269	65,484	31,640	97,124

Staff by Program Activity

(positions)

Bureau of International Information Programs	FY 2009 Actual	FY 2010 Enacted	FY 2011 Request	Increase / Decrease
Public Diplomacy	263	263	269	6
Public Diplomacy - Program Costs	263	263	269	6
Total	**263**	**263**	**269**	**6**

D&CP – INTERNATIONAL INFORMATION PROGRAMS

Funds by Program Activity

($ in thousands)

Bureau of International Information Programs	FY 2009 Actual	FY 2010 Enacted	FY 2011 Request	Increase / Decrease
Public Diplomacy	65,718	80,833	97,124	16,291
Public Diplomacy - Program Costs	65,718	80,833	97,124	16,291
Total	**65,718**	**80,833**	**97,124**	**16,291**

Program Activities

	Positions				Funds ($ in thousands)		
	American			Pos	Bureau	American	Funds
Department Of State	Domestic	Overseas	FSN	Total	Managed	Salaries	Total
Public Diplomacy	**250**	**19**	**0**	**269**	**65,484**	**31,640**	**97,124**
Public Diplomacy - Program Costs	250	19	0	269	65,484	31,640	97,124
Total	**250**	**19**	**0**	**269**	**65,484**	**31,640**	**97,124**

Staff by Domestic Organization Unit

(positions)

Bureau of International Information Programs	FY 2009 Actual	FY 2010 Enacted	FY 2011 Request	Increase / Decrease
Executive Direction	27	27	27	0
Global Programs	96	96	97	1
Information Technology Service	31	31	31	0
Public Diplomacy	0	0	1	1
Regional Programs	91	91	95	4
Total	**245**	**245**	**251**	**6**

Funds by Domestic Organization Unit

($ in thousands)

Bureau of International Information Programs	FY 2009 Actual	FY 2010 Enacted	FY 2011 Request	Increase / Decrease
Executive Direction	8,229	9,383	9,501	118
Global Programs	16,390	29,685	30,164	479
Information Technology Service	9,701	13,008	13,155	147
Public Diplomacy	0	0	335	335
Regional Programs	27,747	24,918	40,022	15,104
Total	**62,067**	**76,994**	**93,177**	**16,183**

Staff by Post
(positions)

Bureau of International Information Programs (IIP)	FY 2009 Actual			FY 2010 Enacted			FY 2011 Request			Increase/ Decrease		
	Amer	FSN	Total	Amer	FSN	Total	Amer	FSN	Total	Amer	FSN	Total
Argentina, Buenos Aires	1	0	1	1	0	1	1	0	1	0	0	0
Austria, Vienna	2	0	2	2	0	2	2	0	2	0	0	0
Brazil, Brasilia	1	0	1	1	0	1	1	0	1	0	0	0
China, Beijing	1	0	1	1	0	1	1	0	1	0	0	0
Egypt, Cairo	1	0	1	1	0	1	1	0	1	0	0	0
Germany, Berlin	1	0	1	1	0	1	1	0	1	0	0	0
Ghana, Accra	1	0	1	1	0	1	1	0	1	0	0	0
India, New Delhi	1	0	1	1	0	1	1	0	1	0	0	0
Indonesia, Jakarta	0	0	0	0	0	0	0	0	0	0	0	0
Italy, Rome	1	0	1	1	0	1	1	0	1	0	0	0
Japan, Tokyo	1	0	1	1	0	1	1	0	1	0	0	0
Kenya, Nairobi	1	0	1	1	0	1	1	0	1	0	0	0
Mexico, Mexico City	1	0	1	1	0	1	1	0	1	0	0	0
Nigeria, Lagos	0	0	0	0	0	0	0	0	0	0	0	0
Poland, Warsaw	1	0	1	1	0	1	1	0	1	0	0	0
Russia, Moscow	0	0	0	0	0	0	0	0	0	0	0	0
Senegal, Dakar	1	0	1	1	0	1	1	0	1	0	0	0
South Africa, Pretoria	1	0	1	1	0	1	1	0	1	0	0	0
Thailand, Bangkok	1	0	1	1	0	1	1	0	1	0	0	0
United Arab Emirates, Abu Dhabi	1	0	1	1	0	1	1	0	1	0	0	0
Total	**18**	**0**	**18**	**18**	**0**	**18**	**18**	**0**	**18**	**0**	**0**	**0**

D&CP – INTERNATIONAL INFORMATION PROGRAMS

Funds by Post

($ in thousands)

Bureau of International Information Programs	FY 2009 Actual	FY 2010 Enacted	FY 2011 Request	Increase / Decrease
Argentina, Buenos Aires	135	151	154	3
Austria, Vienna	674	736	787	51
Brazil, Brasilia	170	161	164	3
China, Beijing	230	233	237	4
Egypt, Cairo	191	143	146	3
Germany, Berlin	152	183	187	4
Ghana, Accra	149	172	175	3
India, New Delhi	239	227	231	4
Indonesia, Jakarta	46	39	40	1
Italy, Rome	312	306	310	4
Japan, Tokyo	127	175	179	4
Kenya, Nairobi	158	161	164	3
Mexico, Mexico City	163	172	176	4
Poland, Warsaw	189	184	187	3
Senegal, Dakar	156	165	167	2
South Africa, Pretoria	203	223	227	4
Thailand, Bangkok	206	246	250	4
United Arab Emirates, Abu Dhabi	151	162	166	4
Total	**3,651**	**3,839**	**3,947**	**108**

Funds by Object Class

($ in thousands)

Bureau of International Information Programs	FY 2009 Actual	FY 2010 Enacted	FY 2011 Request	Increase / Decrease
1100 Personnel Compensation	22,891	23,714	24,879	1,165
1200 Personnel Benefits	7,953	8,461	9,103	642
2100 Travel & Trans of Persons	1,251	1,516	1,516	0
2200 Transportation of Things	1	1	1	0
2300 Rents, Comm & Utilities	1,184	1,462	4,462	3,000
2400 Printing & Reproduction	170	164	164	0
2500 Other Services	25,354	36,913	44,280	7,367
2600 Supplies and Materials	452	847	847	0
3100 Personal Property	2,583	2,157	6,274	4,117
4100 Grants, Subsidies & Contrb	3,879	5,598	5,598	0
Total	**65,718**	**80,833**	**97,124**	**16,291**

This page intentionally left blank.

D&CP – AMBASSADOR'S FUND FOR CULTURAL PRESERVATION

Resource Summary

($ in thousands)

Appropriations	FY 2009 Actual	FY 2010 Enacted	FY 2011 Request	Increase / Decrease
Funds	5,500	5,750	2,000	(3,750)

Program Description

The U.S. Ambassador's Fund for Cultural Preservation, funded through the Diplomatic and Consular Program appropriation, was established in FY 2001. The Ambassador's Fund for Cultural Preservation provides direct small grant support to heritage preservation in developing countries, demonstrating U.S. respect for other cultures.

The Bureau of Educational and Cultural Affairs administers the program awarding grants managed by U.S. Embassies in eligible countries. Grants have ranged from $5,000 to nearly $1 million. To date, the Ambassador's Fund for Cultural Preservation has supported more than 500 projects worldwide, totaling $17 million. Funded projects include technical support for the preservation of historic buildings and sites, museum collections and forms of traditional cultural expression.

In FY 2009, U.S. Ambassadors in 94 of the 132 eligible countries in the developing world responded to the call for proposals of projects supporting cultural preservation. A total of $5.292 million was distributed in awards of grants in 72 countries and $208,000 was spent on administrative costs.

FY 2009 Actual Distribution

($ in thousands)

Bureau	
Western Hemisphere Affairs	$1,323
European and Eurasian Affairs	1,312
East Asian and Pacific Bureau	384
Near Eastern Affairs	251
South and Central Asian Affairs	1,507
African Affairs	515
Educational and Cultural Affairs	208
Total	**$5,500**

Justification of Request

The Department's FY 2011 request of $2 million for the Ambassador's Fund for Cultural Preservation will continue the Administration's outreach efforts through the preservation of sites, objects and forms of traditional cultural expression. This level is consistent with the FY 2010 President's Budget.

D&CP – AMBASSADOR'S FUND FOR CULTURAL PRESERVATION

Resource Summary

	Positions				Funds ($ in thousands)		
	American			Pos	Bureau	American	Funds
	Domestic	Overseas	FSN	Total	Managed	Salaries	Total
FY 2009 Actual	0	0	0	0	5,500	0	5,500
FY 2010 Estimate	0	0	0	0	5,750	0	5,750
FY 2011 Base (1)	0	0	0	0	2,000	0	2,000
FY 2011 Current Services	0	0	0	0	2,000	0	2,000
FY 2011 Request	0	0	0	0	2,000	0	2,000

(1) Adjusted to reflect FY 2011 request

Funds by Program Activity

($ in thousands)

Ambassador's Fund for Cultural Preservation	FY 2009 Actual	FY 2010 Enacted	FY 2011 Request	Increase / Decrease
Conduct of Diplomatic Relations	**5,500**	**5,750**	**2,000**	**(3,750)**
Total	**5,500**	**5,750**	**2,000**	**(3,750)**

Program Activities

Ambassador's Fund for Cultural Preservation (ACP)	Positions				Funds ($ in thousands)		
	American			Pos	Bureau	American	Funds
	Domestic	Overseas	FSN	Total	Managed	Salaries	Total
Conduct of Diplomatic Relations	**0**	**0**	**0**	**0**	**2,000**	**0**	**2,000**
Total	**0**	**0**	**0**	**0**	**2,000**	**0**	**2,000**

Funds by Object Class

($ in thousands)

Ambassador's Fund for Cultural Preservation	FY 2009 Actual	FY 2010 Enacted	FY 2011 Request	Increase / Decrease
2500 Other Services	**230**	**130**	**130**	**0**
4100 Grants, Subsidies & Contrb	**5,270**	**5,620**	**1,870**	**(3,750)**
Total	**5,500**	**5,750**	**2,000**	**(3,750)**

D&CP – BUREAU OF PUBLIC AFFAIRS

Resource Summary

($ in thousands)

Appropriations	FY 2009 Actual	FY 2010 Enacted	FY 2011 Request	Increase / Decrease
Positions	221	221	221	0
Funds	38,782	39,048	39,486	438

Program Description

The Bureau of Public Affairs (PA) carries out the Secretary of State's mandate to convey to the public the importance of U.S. foreign policy. Led by the Assistant Secretary, the Bureau works to broaden understanding of U.S. foreign policies, priorities and programs, both domestically and globally. PA is the Department's instrument for advancing two major goals in the U.S. Strategic Plan for International Affairs: Domestic Understanding of Foreign Policy and International Public Opinion.

Within the Secretary's new strategic vision of Smart Power for the Department, priorities for public affairs outreach are being reordered to reflect the Administration's new approach to the world – to a larger and more varied audience. The Department is "picking the right tool, or combination of tools" to make clear to the American people and overseas audiences the Administration's foreign policy, and why the U.S. acts as we do in the world. In working to extend the Department's public affairs reach, these tools include an ever increasing use of New Media and a better targeting of all traditional means of communication.

The Department is working in an environment shaped by new realities: a positive U.S. and worldwide view of the new Administration; a global audience and 24/7 news environment; and an ever proliferating means of global communication. These new circumstances inform both ongoing daily efforts and anticipated long-term planning.

Secretary Clinton is pursuing a foreign policy powered by "partnership, principles and pragmatism." She is also leading the Department in its innovative public outreach, saying: "We are reaching beyond governments and marshalling the forces of 21st century technology to engage directly with people – with women, young people, civil society, and human rights activists around the world…".

The Administration has issued strong calls for their public affairs teams to leverage so-called New Media. To broaden and expand the Administration's domestic and global audiences and to make the Secretary's discussions of U.S. foreign policy more accessible to the global public, the Department will translate her speeches (captured on video) into as many as 10 languages. To expand the Department's level of engagement in Social Media, upgrades and enhancements will be made to State.gov's content management system, web hosting capabilities and search engine. This funding aligns with Secretary Clinton's guidance to develop strategic plans and resource needs with an eye toward achieving coordination, coherence, and efficiency.

Performance

The Bureau of Public Affairs will continue to tap the power of the foreign media to inform and engage global publics about U.S. foreign policy and explain the President's agenda abroad. Far-reaching programs such as reporting tours for resident and visiting foreign journalists are one of the most powerful mechanisms for U.S. diplomacy. Based on independent external reports, as well as quantitative and qualitative measurements, these tours give international journalists balanced and in-

depth information on U.S. foreign and domestic policies and yield concrete results: television, radio and newspaper reports garnering millions of readers and viewers around the world.

STRATEGIC GOAL: PROMOTING INTERNATIONAL UNDERSTANDING						
Strategic Priority	Nurture Common Interests and Values					
Bureau Goal	Indicator is a department level measure and was developed outside of bureau strategic planning process					
Indicator	NEW INDICATOR: Number of articles accurately portrayed or broadcasted by journalists participating in Foreign Press Center programs.					
FY 2006 Result	FY 2007 Result	FY 2008 Result	FY 2009 Result	FY 2009 Target	FY 2010 Target	FY 2011 Target
N/A New Indicator, No Rating	N/A New Indicator, No Rating	N/A New Indicator, No Rating	70 articles [Baseline] ◄► On Target	[Baseline Year]	100 articles	200 articles
Impact	40 percent of Journalist participating in FPC programs placed 70 accurate portrayals of the Administration's policy in global traditional media.					
Methodology	The accuracy of the articles is judged by Department Media Relations Officers. These articles were placed in targeted media markets to broaden the reach of the Administration's policy message.					
Data Source and Quality	The Foreign Press Center Program Officers, in collaboration with the posts, are taking an active role in documenting the views of the Department-sponsored journalists upon the completion of the media tours. Each journalist tour is documented in a comprehensive report. The Data Quality Assessment revealed no significant limitations. Determination of accuracy, while subjective, is based on pre-established standards.					

Justification of Request

The Department's FY 2011 request of $39.486 million for the Bureau of Public Affairs includes increases to maintain current services. An increase of $438,000 for statutory pay raises, domestic and overseas inflation maintains the FY 2010 level of activity.

D&CP – BUREAU OF PUBLIC AFFAIRS

Resource Summary

	Positions				Funds ($ in thousands)		
	American			Pos	Bureau	American	Funds
	Domestic	Overseas	FSN	Total	Managed	Salaries	Total
FY 2009 Actual	221	0	0	221	12,704	26,078	38,782
FY 2010 Estimate	221	0	0	221	12,970	26,078	39,048
FY 2011 Built-in Changes							
Annualization of FY 2010 COLA	0	0	0	0	11	117	128
Domestic Inflation	0	0	0	0	110	0	110
FY 2011 American COLA	0	0	0	0	44	144	188
Overseas Price Inflation	0	0	0	0	12	0	12
Total Built-in Changes	0	0	0	0	177	261	438
FY 2011 Current Services	221	0	0	221	13,147	26,339	39,486
FY 2011 Request	221	0	0	221	13,147	26,339	39,486

Staff by Program Activity

(positions)

Bureau of Public Affairs	FY 2009 Actual	FY 2010 Enacted	FY 2011 Request	Increase / Decrease
Information Resource Management	6	6	6	0
Office Automation	6	6	6	0
Policy Formulation	215	215	215	0
Bureau Direction	28	28	28	0
Mission Direction	67	67	67	0
Public Affairs	120	120	120	0
Total	**221**	**221**	**221**	**0**

D&CP – BUREAU OF PUBLIC AFFAIRS

Funds by Program Activity

($ in thousands)

Bureau of Public Affairs	FY 2009 Actual	FY 2010 Enacted	FY 2011 Request	Increase / Decrease
Information Resource Management	1,869	4,665	4,231	(434)
Office Automation	1,869	4,665	4,231	(434)
Other Office Automation	1,013	0	0	0
Policy Formulation	34,617	32,288	33,122	834
Bureau Direction	5,077	4,692	4,857	165
Mission Direction	9,671	8,937	9,254	317
Public Affairs	19,869	18,659	19,011	352
Public Diplomacy	2,296	2,095	2,133	38
Public Diplomacy - Program Costs	2,296	2,095	2,133	38
Total	**38,782**	**39,048**	**39,486**	**438**

Program Activities

	Positions				Funds ($ in thousands)		
	American			Pos	Bureau	American	Funds
Department Of State	Domestic	Overseas	FSN	Total	Managed	Salaries	Total
Information Resource Management	**6**	**0**	**0**	**6**	**2,066**	**2,165**	**4,231**
Office Automation	6	0	0	6	2,066	2,165	4,231
Policy Formulation	**215**	**0**	**0**	**215**	**8,948**	**24,174**	**33,122**
Bureau Direction	28	0	0	28	1,312	3,545	4,857
Mission Direction	67	0	0	67	2,500	6,754	9,254
Public Affairs	120	0	0	120	5,136	13,875	19,011
Public Diplomacy	**0**	**0**	**0**	**0**	**2,133**	**0**	**2,133**
Public Diplomacy - Program Costs	0	0	0	0	2,133	0	2,133
Total	**221**	**0**	**0**	**221**	**13,147**	**26,339**	**39,486**

D&CP – BUREAU OF PUBLIC AFFAIRS

Staff by Domestic Organization Unit
(positions)

Bureau of Public Affairs	FY 2009 Actual	FY 2010 Enacted	FY 2011 Request	Increase / Decrease
Assistant Secretary for Public Affairs	10	10	10	0
Deputy Assistant Secretary for Press	67	67	67	0
Deputy Assistant Secretary for Public Information	63	63	63	0
Deputy Assistant Secretary for Public Liaison and IGA	61	61	61	0
Executive Office	20	20	20	0
Total	**221**	**221**	**221**	**0**

Funds by Domestic Organization Unit
($ in thousands)

Bureau of Public Affairs	FY 2009 Actual	FY 2010 Enacted	FY 2011 Request	Increase / Decrease
Assistant Secretary for Public Affairs	1,791	1,696	1,673	(23)
Deputy Assistant Secretary for Press	11,529	11,649	11,630	(19)
Deputy Assistant Secretary for Public Information	11,587	12,890	12,591	(299)
Deputy Assistant Secretary for Public Liaison and IGA	9,512	8,548	8,879	331
Executive Office	4,363	4,265	4,713	448
Total	**38,782**	**39,048**	**39,486**	**438**

Funds by Object Class
($ in thousands)

Bureau of Public Affairs	FY 2009 Actual	FY 2010 Enacted	FY 2011 Request	Increase / Decrease
1100 Personnel Compensation	19,680	19,761	20,105	344
1200 Personnel Benefits	6,398	6,434	6,563	129
2100 Travel & Trans of Persons	622	643	776	133
2200 Transportation of Things	173	160	164	4
2300 Rents, Comm & Utilities	1,267	1,310	1,242	(68)
2400 Printing & Reproduction	483	499	609	110
2500 Other Services	9,528	9,590	9,229	(361)
2600 Supplies and Materials	440	454	545	91
3100 Personal Property	191	197	253	56
Total	**38,782**	**39,048**	**39,486**	**438**

This page intentionally left blank.

D&CP – BUREAU OF CONSULAR AFFAIRS

Resource Summary

($ in thousands)

Appropriations	FY 2009 Actual	FY 2010 Enacted	FY 2011 Request	Increase / Decrease
Positions	17	17	17	0
Funds	18,689	3,689	3,730	41

Program Description

The mission of the Bureau of Consular Affairs (CA) is to protect the lives and interests of American citizens abroad and to strengthen the security of United States borders through the vigilant adjudication of visas and passports. CA contributes significantly to the USG goal of promoting international exchange and understanding, supporting the vision to help American citizens engage the world. The Bureau issues passports that allow U.S. citizens to travel the world. The Bureau also processes visa applications for foreign citizens who want to visit the U.S. and provides essential cycle of life services to American citizens overseas. In order to accomplish its mission while responding to evolving security challenges, CA uses revenue from consular fees and surcharges to fund consular programs and activities. The Border Security chapter provides additional details on the fees as well as proposed new authorities in FY 2011 that will enable to Department to retain all fees to cover the full cost of consular services. The Bureau's executive direction and policy formation activities continue to be supported by appropriated funds.

CA's key priorities for FY 2011 are to: (1) provide and deliver 21st century travel documents to the American public; (2) enhance border security through the use of an advanced, electronic visa process that includes more effective fraud pre-screening capabilities designed to detect and deter fraud prior to the visa interview; (3) assist Americans abroad during emergencies or crisis: and (4) continue to fulfill obligations and requirements such as the U.S. Central Authority for the Hague Convention on the Civil Aspects of International Parental Child Abduction and the Hague Convention on Intercountry adoptions.

The U.S. e-passport is a secure, tamper-proof, state-of-the-art travel document that exceeds international standards. The passport card, which has been in full production since July 2008, is a wallet-sized travel document, adjudicated to the same high standards as the U.S. e-passport. CA expects that the passport card will be a popular option for those Americans who frequently cross land and sea borders. In April 2009 CA issued the millionth passport card and demand for this new product continues to rise. In order to respond to the continuing demand for passport books and cards, CA has established two domestic facilities to focus solely on printing and mailing passports, each of which has the capacity to print 10 million travel documents per year. The centralization of passport printing and mailing reduces space and personnel requirements at existing passport agencies, allowing CA to focus on vigilant adjudication and outstanding customer service. CA has made significant improvements to the visa process since September 11, 2001.

The Bureau constantly seeks new ways to enhance security and improve efficiency. The online nonimmigrant visa application currently being piloted at select posts will deploy worldwide before FY 2011 and CA will soon begin piloting an online immigrant visa application. The transition to electronic processing involves extensive use of domestic consular centers to conduct security and anti-fraud screening and case preparation prior to the visa interview, enabling consular officers overseas to ask better questions, and make visa decisions more accurately. CA continues collecting ten-print fingerprints from visa applicants instead of only two fingerprints to meet U.S. law enforcement standards.

At numerous posts worldwide, the disparity between the number of officers and the demand for consular services has led to unacceptable wait times for visa appointments. Therefore, CA has established a worldwide standard of 30 days maximum wait for a Nonimmigrant Visa (NIV) appointment and a strategic placement of officer positions to high demand locations. In addition, the Bureau worked with posts with backlogs to provide domestic preprocessing and temporary additional officer help to several posts. While CA recognizes that the many factors that affect demand may keep CA from meeting the standard at all posts consistently, the Bureau uses the standard to manage the strategic placement of consular personnel and resources.

Protecting and assisting Americans abroad during routine and crisis situations remains one of the Department‘s top priorities. CA continues to improve the accessibility and utility of travel and other crucial information via its website, travel.state.gov, and encourages more Americans to use the Internet-based Registration System. When natural disasters strike or civil unrest threatens Americans, CA’s crisis management teams launch into action, overseeing task forces staffed by consular personnel and providing affected posts with human and technological resources.

As the U.S. Central Authority for the Hague Convention on the Civil Aspects of International Parental Child Abduction, CA assists parents in resolving cases of parental child abduction across international borders. Since depositing its instrument of ratification for the Hague Convention on Intercountry Adoption in FY 2008, CA has been the U.S. Central Authority for the Convention. In the coming fiscal years, CA will continue educating U.S. and foreign judges about national obligations under both Hague Conventions. The Bureau will explore new ways to offer parents readily accessible information regarding parental child abduction and prevention of such acts. CA has begun processing adoption cases under the provisions of the Convention and will continue the practice of engaging with foreign governments to ensure adoptions are conducted in the best interests of the child.

CA maintains an extensive program to support consular line officers and fraud prevention managers in improving the quality of consular fact-finding, including visa and citizenship adjudication, by detecting and deterring fraud perpetrated by applicants. Priorities include training, development and dissemination of fraud prevention resources and techniques, sharing of information via the Fraud Digest, web resources and other means, and enhancing coordination with partners including Diplomatic Security (DS) and the Department of Homeland Security (DHS). On the technology side, the Bureau will focus on developing software systems to pre-screen nonimmigrant visas and to track all fraud cases, as well as enhancing existing databases. As part of this focus, the development of new electronic pre-screening capabilities will be paramount. To carry out these pre-screening operations, fraud prevention unit staffing will be incrementally augmented through fee-funded sources.

Performance

This indicator measures how efficiently the Office of Passport Services (PPT) is serving the American public.

STRATEGIC GOAL: STRENGTHENING CONSULAR AND MANAGEMENT CAPABILITIES						
Strategic Priority	Passport Services					
Bureau Goal	Indicator is a department level measure and was developed outside of bureau strategic planning process					
Indicator	Percentage of passport applications processed within the targeted timeframe.					
FY 2006 Result	FY 2007 Result	FY 2008 Result	FY 2009 Result	FY 2009 Target	FY 2010 Target	FY 2011 Target
90 percent ◄► On Target	71 percent ▼ Below Target	100 percent ◄► On Target	98.9 percent ▼ Below Target	100 percent	100 percent	100 percent
Steps to Improve	During FY 2009, CA/PPT implemented a 100% adjudication audit that impacted all outgoing workflow for a short period of time.					
Impact	By achieving the above target and serving the American public in an efficient and urgent manner, CA/PPT contributes to the Department's ability to achieve its goals of strengthening consular services.					
Methodology	Targeted timeframe from fiscal years 2009 through 2011 is 20 days. Targeted timeframe prior to FY 2009 varied and is documented in previous Congressional Budget Justifications.					
Data Source and Quality	Passport workload statistics collected by Bureau of Consular Affairs. Data quality problems are clearly described in final reports and there is a regularized schedule of data in place to meet program management needs. Data is properly stored and readily available.					

This indicator helps measure the level of accuracy with which CA issues passports to the American public. Fewer errors detected during the audit phase should indicate that fewer passports are issued in error.

STRATEGIC GOAL: STRENGTHENING CONSULAR AND MANAGEMENT CAPABILITIES			
Strategic Priority	Passport Services		
Bureau Goal	Provide efficient, timely services and proper access to a secure Passport travel document.		
Indicator	NEW INDICATOR: Accuracy of the adjudication process as measured by the total number of errors identified annually during the auditing process.		
RATINGS TREND			
FY 2006	**FY 2007**	**FY 2008**	**FY 2009**
New Indicator, No Rating	New Indicator, No Rating	New Indicator, No Rating	Data Not Yet Available, No Rating
TARGETS AND RESULTS			
FY 2011 Target	Target to be set upon establishment of baseline.		
FY 2010 Target	Establish data collection methodology and baseline.		
FY 2009 Target	N/A - New indicator		
FY 2009 Rating and Result	**Rating: Data Not Yet Available, No Rating** As of October 2009 customer satisfaction was 76% positive.		
Impact	Rating and Results not available to determine impact		
FY 2008 Rating and Result	**Rating: New Indicator, No Rating** None		

FY 2007 Rating and Result	**Rating: New Indicator, No Rating** NIST provided certification and the Request for Proposals for the passport card was issued in May 2007. A CA-contracted Gallup survey was conducted to assess potential demand for the passport card.
FY 2006 Rating and Result	**Rating: New Indicator, No Rating** Issued Request for Information on RFID technologies, and analyzed results. We reached consensus with Department of Homeland Security that Vicinity Read technology would be used in the Passport Card.
VERIFICATION AND VALIDATION	
Methodology	Methodology for tracking and storing audit reports to be established in FY 2010.
Data Source and Quality	Empirical data from the Office of Passport Services (CA/PPT) within the Bureau of Consular Affairs (CA) Data quality problems are clearly described in final reports and there is a regularized schedule of data in place to meet program management needs. Data is properly stored and readily available.

Collecting the biometric data of visa applicants is a central element of the strategy of the Bureau of Consular Affairs for helping to keep America safe. In July 2005, the U.S. Government announced a 10-print biometric standard had been selected to ensure consistent screening of foreign nationals entering the United States. The Biometric Visa Program screens the 10 fingerprints of visa applicants against the fingerprint databases of both DHS and the FBI. At ports of entry, Customs and Border Protection officers compare fingerprints of the arriving alien to verify the visa holder's identity.

STRATEGIC GOAL: STRENGTHENING CONSULAR AND MANAGEMENT CAPABILITIES						
Strategic Priority	Visa Services					
Bureau Goal	Indicator is a department level measure and was developed outside of bureau strategic planning process					
Indicator	NEW INDICATOR: Percentage of all valid visas that meet current biometric standards					
FY 2006 Result	FY 2007 Result	FY 2008 Result	FY 2009 Result	FY 2009 Target	FY 2010 Target	FY 2011 Target
N/A New Indicator, No Rating	N/A New Indicator, No Rating	N/A New Indicator, No Rating	26 percent [Baseline] New Indicator, No Rating	New Indicator in FY 2009	39 percent	52 percent
Impact	Equipped with information furnished by the Department of Homeland Security and the Federal Bureau of Investigation, our consular officers in the field are able to prevent individuals who have committed crimes in America and/or obtained counterfeit travel documents from receiving visas.					
Methodology	Deployment of the 10-fingerprint collection system was completed at all visa-issuing posts by December 31, 2007. This indicator, however, also includes visas printed before the latest biometric standards were implemented that are still valid and which have not yet expired. The software applications used by consular officers in the field were crafted so that a visa application cannot be processed to completion without the biometric requirement being satisfied.					
Data Source and Quality	Consular visa processing systems, including the Consular Consolidated Database, and the Non-Immigrant and Immigrant Visa systems in use overseas. Revealed no significant data limitations. NOTE: Although the current 10-print standard went into effect in Jan. 2008, the 2-print standard had been in effect since Oct. 2004.					

A better informed American traveling public is safer. By proactively engaging the American public through surveys, CA is able to gauge the utility of current information and the areas in which it could

be improved. Also, as CA incorporates customer feedback into its Web efforts, it builds trust with the American public in the reliability and responsiveness of the Department's information.

STRATEGIC GOAL: STRENGTHENING CONSULAR AND MANAGEMENT CAPABILITIES				
Strategic Priority	American Citizen Services			
Bureau Goal	Public accesses timely useful information and services for safe, legal travel and life overseas			
Indicator	NEW INDICATOR: Customer satisfaction with quality of, and access to, reliable and relevant information as measured by overall customer satisfaction.			
RATINGS TREND				
FY 2006	**FY 2007**	**FY 2008**	**FY 2009**	
New Indicator, No Rating	New Indicator, No Rating	New Indicator, No Rating	New Indicator, No Rating	
TARGETS AND RESULTS				
FY 2011 Target	Target to be set upon establishment of baseline.			
FY 2010 Target	Establish data collection methodology and baseline.			
FY 2009 Target	New indicator established in FY 2009			
FY 2009 Rating and Result	**Rating: New Indicator, No Rating** New indicator established in FY 2009. Baseline to be reported in FY 2010.			
Impact	Rating and result not available to determine impact.			
FY 2008 Rating and Result	**Rating: New Indicator, No Rating** N/A			
FY 2007 Rating and Result	**Rating: New Indicator, No Rating** N/A			
FY 2006 Rating and Result	**Rating: New Indicator, No Rating** N/A			
VERIFICATION AND VALIDATION				
Methodology	ForeSee Results is currently gathering information on behalf of the Bureau. The sample is randomly selected from all users who visit travel.state.gov.			
Data Source and Quality	ForeSee customer satisfaction surveys. The Data Quality Assessment revealed moderate data limitations, primarily due to the long-standing OMB regulation that prohibits the use of persistent cookies in gathering Web data.			

Justification of Request

The Department's FY2011 request of $3.7 million for the Bureau of Consular Affairs includes increases to maintain current services. An increase of $41,000 for statutory pay raises and domestic inflation maintains the FY 2010 level of activity.

D&CP – BUREAU OF CONSULAR AFFAIRS

Resource Summary

	Positions				Funds ($ in thousands)		
	American			Pos	Bureau	American	Funds
	Domestic	Overseas	FSN	Total	Managed	Salaries	Total
FY 2009 Actual	17	0	0	17	15,327	3,362	18,689
FY 2010 Estimate	17	0	0	17	327	3,362	3,689
FY 2011 Built-in Changes							
Annualization of FY 2010 COLA Salaries	0	0	0	0	0	15	15
FY 2011 American COLA	0	0	0	0	0	19	19
FY 11 Domestic Inflation	0	0	0	0	7	0	7
Total Built-in Changes	0	0	0	0	7	34	41
FY 2011 Current Services	17	0	0	17	334	3,396	3,730
FY 2011 Request	17	0	0	17	334	3,396	3,730

Staff by Program Activity

(positions)

Bureau of Consular Affairs	FY 2009 Actual	FY 2010 Enacted	FY 2011 Request	Increase / Decrease
Policy Formulation	17	17	17	0
Bureau Direction	9	9	9	0
Public Affairs	8	8	8	0
Total	**17**	**17**	**17**	**0**

Funds by Program Activity

($ in thousands)

Bureau of Consular Affairs	FY 2009 Actual	FY 2010 Enacted	FY 2011 Request	Increase / Decrease
Policy Formulation	3,689	3,639	3,730	91
Bureau Direction	1,882	1,822	1,901	79
Public Affairs	1,807	1,817	1,829	12
ARRA - American Recovery and Reinvestment Act of 2009	15,000	0	0	0
Total	**18,689**	**3,639**	**3,730**	**91**

D&CP – BUREAU OF CONSULAR AFFAIRS

Program Activities

Department Of State	Positions				Funds ($ in thousands)		
	American			Pos	Bureau	American	Funds
	Domestic	Overseas	FSN	Total	Managed	Salaries	Total
Policy Formulation	**17**	**0**	**0**	**17**	**334**	**3,396**	**3,730**
Bureau Direction	9	0	0	9	170	1,731	1,901
Public Affairs	8	0	0	8	164	1,665	1,829
Total	**17**	**0**	**0**	**17**	**334**	**3,396**	**3,730**

Staff by Domestic Organization Unit

(positions)

Bureau of Consular Affairs	FY 2009 Actual	FY 2010 Enacted	FY 2011 Request	Increase / Decrease
Assistant Secretary for Consular Affairs	9	9	9	0
Public Affairs and Policy Coordination	8	8	8	0
Total	**17**	**17**	**17**	**0**

Funds by Domestic Organization Unit

($ in thousands)

Bureau of Consular Affairs	FY 2009 Actual	FY 2010 Enacted	FY 2011 Request	Increase / Decrease
Assistant Secretary for Consular Affairs	1,882	1,857	1,905	48
Public Affairs and Policy Coordination	1,807	1,782	1,825	43
Total	**3,689**	**3,639**	**3,730**	**91**

Funds by Object Class

($ in thousands)

Bureau of Consular Affairs	FY 2009 Actual	FY 2010 Enacted	FY 2011 Request	Increase / Decrease
1100 Personnel Compensation	2,353	2,483	2,547	64
1200 Personnel Benefits	740	827	849	22
2100 Travel & Trans of Persons	596	329	334	5
2500 Other Services	15,000	0	0	0
Total	**18,689**	**3,639**	**3,730**	**91**

This page intentionally left blank.

D&CP – UNDER SECRETARY FOR MANAGEMENT

Resource Summary

($ in thousands)

Appropriations	FY 2009 Actual	FY 2010 Enacted	FY 2011 Request	Increase / Decrease
Positions	33	33	34	1
Funds	10,256	10,861	11,054	193

Program Description

The Under Secretary for Management (M) is responsible for the people, resources, facilities, technology, and security of the Department of State. The Under Secretary serves as one of the Secretary's principal advisers on management issues and on all matters involving allocation of Department operating resources, including forward planning and control of positions, funds, and other worldwide Department resources in support of U.S. foreign policy objectives.

The Under Secretary has direct line responsibility for the bureaus of Administration; Consular Affairs; Diplomatic Security; Human Resources; Information Resource Management; Overseas Buildings Operations; the Foreign Service Institute; the Office of Management Policy; Rightsizing and Innovation; and the Office of Medical Services. The Chief Financial Officer serves as a core member of the Under Secretary's senior management team.

In FY 2009, the Secretary announced the Greening Diplomacy Initiative and the establishment of a new Greening Council to be chaired by the Under Secretary for Management (M). This Council will engage with all Department bureaus on greening and sustainability issues. Formal mechanisms to engage stakeholders and employees throughout the Department will be established. In addition, Department performance metrics will be established and tracked.

Justification of Request

The Department's FY2011 request of $11.054 million for the Under Secretary for Management (M) includes an increase of $125,000 for current services to maintain the FY 2010 level of activity. The FY 2011 request includes:

Greening Diplomacy Initiative: $68,000 including 1 position

The Office of Management Policy, Rightsizing and Innovation (M/PRI) has the leading role of Executive Secretariat to the Greening Council, and will provide staff support to the Under Secretary for Management (M) as the Chairman of the Greening Council and oversee implementation of the Greening Diplomacy Initiative. In FY 2009, M/PRI begun the initial work to establish the Greening Council organizational structure, charter, and priorities and develop mechanisms for future processes and procedures, which will be accomplished as an additional duty for a current M/PRI staff member with support from summer interns. As M/PRI moves beyond the planning and formulation phase, the scope to support a fully operational Greening Council will significantly expand. Therefore, the request provides for one additional FTE Program Analyst position and for contract support and services. These additional resources will assist existing staff in reviewing materials, preparing and executing plans, developing guidance, liaising both internally and externally with stakeholders and other greening initiative owners, and providing oversight of Greening Diplomacy Initiative programs.

D&CP – UNDER SECRETARY FOR MANAGEMENT

Resource Summary

	Positions				Funds ($ in thousands)		
	American			Pos	Bureau	American	Funds
	Domestic	Overseas	FSN	Total	Managed	Salaries	Total
FY 2009 Actual	33	0	0	33	4,128	6,128	10,256
FY 2010 Estimate	33	0	0	33	4,733	6,128	10,861
FY 2011 Built-in Changes							
Annualization of FY 2010 COLA	0	0	0	0	5	28	33
Domestic Inflation	0	0	0	0	40	0	40
FY 2011 American COLA	0	0	0	0	18	34	52
Total Built-in Changes	0	0	0	0	63	62	125
FY 2011 Current Services	33	0	0	33	4,796	6,190	10,986
FY 2011 Program Changes							
Greening Diplomacy Initiative	1	0	0	1	0	68	68
Total Program Changes	1	0	0	1	0	68	68
FY 2011 Request	34	0	0	34	4,796	6,258	11,054

Staff by Program Activity

(positions)

Management	FY 2009 Actual	FY 2010 Enacted	FY 2011 Request	Increase / Decrease
Policy Formulation	**33**	**33**	**34**	**1**
Department Direction	33	33	34	1
Total	**33**	**33**	**34**	**1**

Funds by Program Activity

($ in thousands)

Management	FY 2009 Actual	FY 2010 Enacted	FY 2011 Request	Increase / Decrease
Information Resource Management	**440**	**220**	**220**	**0**
Infrastructure Systems	0	220	220	0
Policy Formulation	**9,816**	**10,641**	**10,834**	**193**
Department Direction	5,908	10,641	10,834	193
Total	**10,256**	**10,861**	**11,054**	**193**

D&CP – UNDER SECRETARY FOR MANAGEMENT

Program Activities

Management (M)	Positions				Funds ($ in thousands)		
	American			Pos	Bureau	American	Funds
	Domestic	Overseas	FSN	Total	Managed	Salaries	Total
Information Resource Management	**0**	**0**	**0**	**0**	**220**	**0**	**220**
Infrastructure Systems	0	0	0	0	220	0	220
Policy Formulation	**34**	**0**	**0**	**34**	**4,576**	**6,258**	**10,834**
Department Direction	34	0	0	34	4,576	6,258	10,834
Total	**34**	**0**	**0**	**34**	**4,796**	**6,258**	**11,054**

Staff by Domestic Organization Unit

(positions)

Management	FY 2009 Actual	FY 2010 Enacted	FY 2011 Request	Increase / Decrease
Office of Management Policy, Rightsizing, and Innovation (M/PRI)	**17**	**17**	**17**	**0**
Under Secretary for Management	**12**	**12**	**13**	**1**
White House Liaison	**4**	**4**	**4**	**0**
Total	**33**	**33**	**34**	**1**

D&CP – UNDER SECRETARY FOR MANAGEMENT

Funds by Domestic Organization Unit

($ in thousands)

Management	FY 2009 Actual	FY 2010 Enacted	FY 2011 Request	Increase / Decrease
Office of Management Policy, Rightsizing, and Innovation (M/PRI)	6,416	7,041	7,074	33
Under Secretary for Management	3,045	3,015	3,170	155
White House Liaison	795	805	810	5
Total	10,256	10,861	11,054	193

Funds by Object Class

($ in thousands)

Management	FY 2009 Actual	FY 2010 Enacted	FY 2011 Request	Increase / Decrease
1100 Personnel Compensation	4,766	4,776	4,843	67
1200 Personnel Benefits	1,547	1,552	1,582	30
2100 Travel & Trans of Persons	500	635	635	0
2300 Rents, Comm & Utilities	305	350	350	0
2400 Printing & Reproduction	35	40	40	0
2500 Other Services	2,628	2,933	3,029	96
2600 Supplies and Materials	175	225	225	0
3100 Personal Property	300	350	350	0
Total	10,256	10,861	11,054	193

D&CP – BUREAU OF RESOURCE MANAGEMENT

Resource Summary

($ in thousands)

Appropriations	FY 2009 Actual	FY 2010 Enacted	FY 2011 Request	Increase / Decrease
Positions	357	368	372	4
Funds	121,844	140,795	147,488	6,693

Program Description

The Bureau of Resource Management (RM), led by the Assistant Secretary for Resource Management and the Chief Financial Officer, administers and oversees the Department's strategic and performance planning, budgeting, global financial services, and financial management functions. Core activities include: strategic and performance planning; budget formulation and execution for State Department programs and operations; financial reporting; accounting; payroll; and financial services to missions overseas, including other U.S. government agencies. The Department now manages domestic and overseas financial operations for approximately 260 posts at the Global Financial Service center in Charleston, South Carolina, with a supporting financial services center in Bangkok, Thailand.

RM provides strategic and performance planning, budget formulation and execution and world-class financial services to serve the Department and its posts, which operate in approximately 260 locations in 172 countries and transact business in over 150 currencies. RM serves nearly 100,000 customers, including more than 40 U.S. Government agencies in every corner of the world, twenty-four hours a day, seven days a week.

The Bureau has four primary financial priorities:

- Request, allocate, and execute financial resources
- Report on, account for, and analyze use of resources
- Link resource requirements to priorities and planning
- Increase the strength and capability of the Department's financial management team

RM works closely with counterparts in OMB, Congress, DOD, USAID, Treasury, and other foreign affairs agencies to secure the needed resources to advance U.S. foreign policy priorities. The Bureau formulates State Operations budgets that fund the Administration's foreign policy objectives, and coordinates with the Office of the Director of Foreign Assistance to ensure the integration of State Operations resource requests with Foreign Assistance requests, resulting in an integrated budget submission to OMB and the Congress. Integration of budget and performance provides the Department's leadership with the information needed to make informed performance-based resource decisions.

RM will continue to serve the Department and meet the needs of its domestic and international customers by leveraging best business practices and electronic technologies. While modernizing major corporate financial management systems and consolidating financial operations, RM is adopting new technologies to improve and reengineer business processes. RM is proactive in career development of the financial management staff and ensures that the staff's skills are utilized effectively to achieve corporate financial management objectives.

RM's focused efforts for FY 2011 will be to:

- Work effectively with Congress to secure the requested resources;

- Identify cost-effective solutions to emergent requirements, including crosscutting budget issues;
- Improve strategic planning processes throughout the Department, in collaboration with USAID, and at overseas missions, with a more robust capability to evaluate program effectiveness and outcomes, and develop better and more measured performance;
- Continue developing superior financial systems, reporting and analysis capabilities;
- Improve interagency coordination of resources, especially through ICASS, the Interagency Resources Planning Office, and the Office of Strategic and Performance Planning;
- Continue standardizing and centralizing financial operations, where proven effective; and
- Continue to increase RM capacity as the Home Bureau for financial management activities and personnel across the Department.
- Continue to improve our ability to meet financial audit and external reporting requirements.

Performance

A timely payment indicator was chosen to reflect the critical need to maintain cash flow in the International Cooperative Administrative Support Services (ICASS) Working Capital Fund (WCF). A training satisfaction indicator was chosen because the ability of customers and service providers to understand and carry out their responsibilities under ICASS is critical to its success in support of the larger diplomatic mission overseas.

STRATEGIC GOAL: STRENGTHENING CONSULAR AND MANAGEMENT CAPABILITIES						
Strategic Priority	Planning and Accountability					
Bureau Goal	Interagency Planning/Coordination Supports Department and Other-Agency Strategic Goals					
Indicator	NEW INDICATOR: Quality of ICASS system measured by: percentage of invoiced amounts received in first 90 days of fiscal year; average customer satisfaction rating for the Post Specific Training workshops; average customer satisfaction rating for the Management Officer/Council Chair (MO/CC) workshops.					
FY 2006 Result	FY 2007 Result	FY 2008 Result	FY 2009 Result	FY 2009 Target	FY 2010 Target	FY 2011 Target
N/A New Indicator, No Rating	N/A New Indicator, No Rating	95.6 percent; 4.35 PST; 4.22 MO/CC [Baseline] New Indicator, No Rating	95 percent; 4.22 PST; 3.27MO/CC ◁▷ Improved But Not Met	95 percent; 4.5 PST; 4.2 MO/CC	95 percent; 4.5 PST; 4.2 MO/CC	95 percent; 4.5 PST; 4.2 MO/CC
Steps to Improve	The ICASS Service Center has undertaken an overhaul of the training program, changing both the format and content to focus even more on post-specific data and issues. The new format is being "beta tested" by two senior trainers at two posts this summer, and will be launched in FY 2010.					
Impact	Collections at or above target ensures a well-capitalized ICASS Working Capital fund with little or no danger of cash flow issues manifesting as a negative Treasury cash balance in any one month. Training goals survey are aggressive as they exceed 4.0, or 80 percent satisfaction baseline threshold used as a benchmark in surveys of this type. Long-term impact of training is difficult to assess.					
Methodology	Indicator was chosen to reflect critical need to maintain cash flow in ICASS WCF. Training satisfaction indicator was chosen because the ability of customers and service providers to understand and carry out their responsibilities under ICASS is critical to its success in support of larger diplomatic mission overseas.					
Data Source and Quality	Data on receipts is from Accounts Receivable staff at GFS-Charleston. Data on training is from surveys conducted by RM/ICASS staff at the time training is delivered. The data on receipts is reliable. The Bureau received timely feedback on training employees to use the official accounting system.					

D&CP – BUREAU OF RESOURCE MANAGEMENT

Transparency and accountability in financial reporting is a core competency of world-class finance organizations. This indicator demonstrates that Department financial information is used on a day-to-day basis to obtain the best performance and ensure accountability to the American public. Timely and transparent financial statements also support the Department's ability to obtain budgetary resources, and recruit and retain quality staff.

PLEASE NOTE: Due to the timing of when the audit findings are delivered, the FY 2009 Result refers to audit findings for 2008.

STRATEGIC GOAL: STRENGTHENING CONSULAR AND MANAGEMENT CAPABILITIES						
Strategic Priority	Planning and Accountability					
Bureau Goal	World-Class Financial Services Support Accountability and Transparency					
Indicator	NEW INDICATOR: Agency Financial Report is issued on-time with an unqualified Statement of Assurance on Internal Controls Over Financial Reporting; financial statements achieve an unqualified audit opinion.					
FY 2006 Result	FY 2007 Result	FY 2008 Result	FY 2009 Result	FY 2009 Target	FY 2010 Target	FY 2011 Target
N/A New Indicator, No Rating	N/A New Indicator, No Rating	No ▼ Below Target	Yes ◄► On Target	Yes	Yes	Yes
Impact	The FY 2009 results refers to the 2008 audit. As evident by this result, the Department knows where each dollar originates and where it is spent in a timely and accurate manner.					
Methodology	A review of annual financial statements by an independent auditor is based on standard federal auditing procedures required by the CFO Act. Determination of the fiscal year result is based on a review of the independent auditor's report on annual financial statements and the Annual Statement of Assurance recommended by the Management Control Steering Committee and signed by The Secretary.					
Data Source and Quality	Annual Agency Financial Report, Independent Auditor's Report, Office of Inspector General Reports, minutes from Senior Assessment Team and Management Control Steering Committee meetings. The Data Quality Assessment revealed no significant data limitations.					

The measure is the cumulative result of 83 performance metrics reviewed on a monthly basis, across all corporate financial services. The metrics are a key and integrated part of the Office of Global Financial Services' (GFS) ISO-9001 Quality Management System (QMS).

STRATEGIC GOAL: STRENGTHENING CONSULAR AND MANAGEMENT CAPABILITIES						
Strategic Priority	Planning and Accountability					
Bureau Goal	Indicator is a department level measure and was developed outside of bureau strategic planning process					
Indicator	Quality of the Department's financial services as measured by the percentage of aggressive monthly ISO 9001 performance metric goals met or exceeded for the Department's core financial operations.					
FY 2006 Result	FY 2007 Result	FY 2008 Result	FY 2009 Result	FY 2009 Target	FY 2010 Target	FY 2011 Target
N/A	60 percent [Baseline]	68 percent ◄► On Target	88 percent ▲ Above Target	70 percent	75 percent	80 percent
Reason for Exceeding Target	The above target rating was the result of a dedicated focus on continuous improvement and the use of monthly metrics to drive performance management. The current 83 monthly measures that comprise the overall quality rating will be revised, where appropriate, to more aggressively measure performance and drive continuous improvement of operations. Out-year targets remain unchanged.					
Impact	Impacts the quality, accuracy, effectiveness, timeliness, and overall customer satisfaction for the Department's corporate financial services.					
Methodology	ISO 9001 standards are set by the International Organization for Standardization and available at http://www.iso.org/.					
Data Source and Quality	Monthly ISO 9001 certified Quality Management System key metrics for all GFS financial operations and customer satisfaction surveys. The Data Quality Assessment revealed no significant data limitations.					

Justification of Request

The Department's FY 2011 request for the Bureau of Resource Management of $147.5 million includes increases to maintain current services and support key initiatives. An increase of $1.6 million for domestic inflation, pay raises for a base staffing level of 368 and locally engaged staff wage increases maintains the FY 2010 level of activity. An increase of $5.1 million, including 4 positions is requested to improve financial audit and reporting compliance, rebuild and integrate budget systems, continue to expand the centralization of back-office financial transactional processing from overseas posts, provide a digital imaging for the Department's payroll records, and support the expansion of the Special Representative Office.

Audited Financial Statement / Improved Compliance: $2,500,000, including 4 positions
A request for $2.5 million and 4 positions will provide the resources to stabilize and maintain critical financial statement data for audit liaison and audit preparation activities. In addition to improving the timeliness and integrity of the financial statement data, the financial system work should eliminate reported material weaknesses in internal controls, allowing core financial management personnel, including all Financial Management Officers in the Department, to play a higher value-added and location-specific financial management role. In addition, over the next several years, a number of new Federal accounting standards will become effective, which will need to be implemented in RM systems and throughout its statement preparation, audit liaison, and financial processes. The auditors will be required to review the Department's implementation of these new standards, including whether the Department's financial systems comply with the new standards.

ICASS Budget System Re-build and Central Resource Management System / Budget Resource Management System (CRMS/BRMS): $1,384,000
The request includes $1.3 million to rebuild the ICASS budgeting system and upgrade the

Department's budgeting system. The ICASS budget system needs to be re-built to keep pace with changing automation capabilities and to provide improved links to new Department financial systems. Web ICASS facilitates the Department's operations of shared administrative services platform at overseas post for all agencies. The ICASS investment goals include improving information management and financial reporting efficiencies and effectiveness. This includes the introduction of greater flexibility and efficiency in budget formulation and tracking performance, as well as the development of automated tools to perform budget validation through automated checklists and exception reporting.

CRMS/BRMS was funded at $1.1 million in FY 2010 to enhance the integration of the budget system with the Global Financial Management Systems within the Department. The Department's central budgeting system requires upgrades to enable efficient fulfillment of budget execution and Congressional Budget Justification requirements. Within the next several years the legacy components which are outmoded and inefficient and where all Department funding originates, will not function.

Post Support Unit (PSU) Phase II Expansion: $300,000
A new request of $300,000 supports the one-time costs of Phase II Expansion of the GFS Post Support Unit (PSU) global operation. Recurring costs for PSU, including FSN salaries and operating costs, will be recouped through service level agreements with bureaus and posts. This one-time funding request is an essential corporate investment in the infrastructure needed, including equipment and space, to support the next phase of this successful and cost-effective financial processing platform for posts.

Imaging of Payroll Files: $450,000
An increase of $450,000 above the FY 2010 level of $922,000 is for imaging of payroll files to replace over 27,500 active and inactive American Pay employee records equating to over 3.5 million paper pages. Moving to a paperless work environment for the Department's American payroll will directly result in improvements to the efficiency of payroll document and process management as well as decrease the need for large amounts of space to be dedicated to paper file storage. The funding requested will complete the project started in FY 2010.

Special Representative – Global Partnership Office Funding: $421,000
New funding of $421,000 is for the Special Representative of the Global Partnership Initiative. The funds will enable expansion for the office of the Special Representative to the Secretary, and implement the Secretary's priority for public-private partnerships; provide for the development of the Secretary's on-the-ground partnership objectives; and build new lasting relationships. The funds will further provide for technical assistance to Embassies, Bureaus and Offices, and to fund innovative partnerships at all levels throughout the Department. With dedicated funding available for foreign policy priorities, particularly those dealing with economic growth, the Department will be able to increase the quantity and quality of partnerships and bring external technology, innovation and creativity to diplomatic and development efforts. The funding will also be used to leverage private sector partner contributions and develop sustainable public-private partnerships that enhance the Department's diplomatic mission.

D&CP – BUREAU OF RESOURCE MANAGEMENT

Resource Summary

	Positions				Funds ($ in thousands)		
	American			Pos	Bureau	American	Funds
	Domestic	Overseas	FSN	Total	Managed	Salaries	Total
FY 2009 Actual	357	0	0	357	70,376	51,468	121,844
FY 2010 Estimate	368	0	0	368	87,769	53,026	140,795
FY 2011 Built-in Changes							
Annualization of FY 2010 COLA	0	0	0	0	172	234	406
Domestic Inflation	0	0	0	0	211	0	211
FY 2011 American COLA	0	0	0	0	686	288	974
Locally Engaged Staff Wage Increases	0	0	0	0	47	0	47
Total Built-in Changes	0	0	0	0	1,116	522	1,638
FY 2011 Current Services	368	0	0	368	88,885	53,548	142,433
FY 2011 Program Changes							
Special Representative - Global Partnership Office Funding	0	0	0	0	421	0	421
Audited Financial Statement/Improved Compliance	4	0	0	4	2,280	220	2,500
Post Support Unit (PSU) Phase II Expansion	0	0	0	0	300	0	300
CRMS/BRMS	0	0	0	0	184	0	184
ICASS Web Re-build	0	0	0	0	1,200	0	1,200
Image American Payroll Files	0	0	0	0	450	0	450
Total Program Changes	4	0	0	4	4,835	220	5,055
FY 2011 Request	372	0	0	372	93,720	53,768	147,488

D&CP – BUREAU OF RESOURCE MANAGEMENT

Staff by Program Activity
(positions)

Bureau of Resource Management	FY 2009 Actual	FY 2010 Enacted	FY 2011 Request	Increase / Decrease
Domestic Administrative Support	280	290	298	8
Domestic Administrative Management	11	11	11	0
Domestic Financial Services	264	274	282	8
Domestic Personnel Services	5	5	5	0
Information Resource Management	37	38	34	(4)
Corporate Information Systems and Services	35	36	32	(4)
Infrastructure Systems	2	2	2	0
Overseas Program Support	30	30	30	0
Overseas Financial Services	30	30	30	0
Policy Formulation	10	10	10	0
Bureau Direction	10	10	10	0
Total	**357**	**368**	**372**	**4**

Funds by Program Activity
($ in thousands)

Bureau of Resource Management	FY 2009 Actual	FY 2010 Enacted	FY 2011 Request	Increase / Decrease
Domestic Administrative Support	30,871	31,868	36,337	4,469
Domestic Administrative Management	8,873	12,196	12,236	40
Domestic Financial Services	21,647	19,310	23,739	4,429
Domestic Personnel Services	351	362	362	0
Information Resource Management	30,378	47,697	51,079	3,382
Corporate Information Systems and Services	30,155	47,467	50,849	3,382
Infrastructure Systems	223	230	230	0
Overseas Program Support	40,547	42,902	42,942	40
International Cooperative Administrative Support Services (ICASS)	22,781	25,446	25,945	499
Overseas Administrative Management	300	300	300	0
Overseas Financial Services	17,466	17,156	16,697	(459)
Policy Formulation	20,048	18,328	17,130	(1,198)
Bureau Direction	20,048	18,328	17,130	(1,198)
Total	**121,844**	**140,795**	**147,488**	**6,693**

D&CP – BUREAU OF RESOURCE MANAGEMENT

Program Activities

Department Of State	Positions				Funds ($ in thousands)		
	American			Pos	Bureau	American	Funds
	Domestic	Overseas	FSN	Total	Managed	Salaries	Total
Domestic Administrative Support	**298**	**0**	**0**	**298**	**16,418**	**19,919**	**36,337**
Domestic Administrative Management	11	0	0	11	9,883	2,353	12,236
Domestic Financial Services	282	0	0	282	6,535	17,204	23,739
Domestic Personnel Services	5	0	0	5	0	362	362
Information Resource Management	**34**	**0**	**0**	**34**	**35,762**	**15,317**	**51,079**
Corporate Information Systems and Services	32	0	0	32	35,762	15,087	50,849
Infrastructure Systems	2	0	0	2	0	230	230
Overseas Program Support	**30**	**0**	**0**	**30**	**25,657**	**17,285**	**42,942**
International Cooperative Administrative Support Services (ICASS)	0	0	0	0	16,595	9,350	25,945
Overseas Administrative Management	0	0	0	0	300	0	300
Overseas Financial Services	30	0	0	30	8,762	7,935	16,697
Policy Formulation	**10**	**0**	**0**	**10**	**15,883**	**1,247**	**17,130**
Bureau Direction	10	0	0	10	15,883	1,247	17,130
Total	**372**	**0**	**0**	**372**	**93,720**	**53,768**	**147,488**

Staff by Domestic Organization Unit

(positions)

Bureau of Resource Management	FY 2009 Actual	FY 2010 Enacted	FY 2011 Request	Increase / Decrease
Chief Financial Officer (Comptroller)	8	12	12	0
Deputy Assistant Secretary for Budget & Planning	48	58	58	0
Deputy Assistant Secretary for Financial Services	170	161	163	2
Deputy Assistant Secretary for Strategic and Program Planning	9	10	10	0
Deputy Chief Financial Officer	81	86	88	2
Executive Office	34	34	34	0
Intelligence Resource Planning	7	7	7	0
Total	**357**	**368**	**372**	**4**

D&CP – BUREAU OF RESOURCE MANAGEMENT

Funds by Domestic Organization Unit

($ in thousands)

Bureau of Resource Management	FY 2009 Actual	FY 2010 Enacted	FY 2011 Request	Increase / Decrease
Chief Financial Officer (Comptroller)	3,182	3,336	3,421	85
Deputy Assistant Secretary for Budget & Planning	7,012	9,866	10,399	533
Deputy Assistant Secretary for Financial Services	49,457	53,026	53,886	860
Deputy Assistant Secretary for Strategic and Program Planning	2,108	3,214	3,330	116
Deputy Chief Financial Officer	37,555	49,738	53,906	4,168
Executive Office	20,766	19,804	20,719	915
Intelligence Resource Planning	1,764	1,811	1,827	16
Total	**121,844**	**140,795**	**147,488**	**6,693**

Funds by Object Class

($ in thousands)

Bureau of Resource Management	FY 2009 Actual	FY 2010 Enacted	FY 2011 Request	Increase / Decrease
1100 Personnel Compensation	35,205	37,435	36,959	(476)
1200 Personnel Benefits	23,383	22,924	24,142	1,218
2100 Travel & Trans of Persons	1,333	1,283	1,383	100
2200 Transportation of Things	10	10	10	0
2300 Rents, Comm & Utilities	7,829	7,509	7,559	50
2400 Printing & Reproduction	862	862	912	50
2500 Other Services	51,698	67,149	72,689	5,540
2600 Supplies and Materials	347	347	407	60
3100 Personal Property	1,177	3,276	3,427	151
Total	**121,844**	**140,795**	**147,488**	**6,693**

This page intentionally left blank.

D&CP – BUREAU OF HUMAN RESOURCES

Resource Summary

($ in thousands)

Appropriations	FY 2009 Actual	FY 2010 Enacted	FY 2011 Request	Increase / Decrease
Positions	438	438	444	6
Funds	148,657	158,079	160,030	1,951

Program Description

The Bureau of Human Resources' (HR) mission spans the full course of employees' service with the Department of State, starting before they are hired and continuing after employees have retired. HR is responsible for recruiting and hiring new employees; providing benefits, compensation and support for those employees and their families; handling assignments and transfers of Foreign Service employees; evaluating, developing, and training employees throughout their careers at the State Department; and maintaining contact with employees after retirement. The Bureau embraces the critical task of aligning the diverse skills and capabilities of nearly 58,000 direct hire American and foreign national employees with positions at more than 260 posts worldwide to effectively carry out the Department's goals and priorities.

HR is responsible for the Department of State's greatest asset – its personnel. The principal task is ensuring that the Department has the right people in the right place at the right time with the right skills. Maintaining the highest standards of operational readiness is an increasingly challenging undertaking as the number of positions at the most difficult and dangerous posts continues to rise without a concomitant increase in resources, and the Department faces the potential loss of expertise and experience through impending Civil Service (CS) and Foreign Service (FS) retirements. The Department's foreign policy objectives have led to a proliferation of language-designated positions, many of which require proficiency in languages such as Arabic and Chinese, to conduct outreach to foreign audiences, negotiate and consult with other governments, and effectively assist American citizens at United States' embassies and consulates around the world. Personnel are serving in more remote, more dangerous, and more isolated locations – and HR must ensure that they receive the support and training they need to succeed in those posts, as well as when they move on to their next assignment or return home.

In meeting the Department's personnel needs, the goal is to work smart, reward innovation, increase transparency and gain customer satisfaction. The Department has adapted the recruiting, hiring, and assignments processes in line with the Department's policy priorities, as well as increasing support to employees and families experiencing unaccompanied tours. The Department is also pursuing ways to take care of the dedicated Locally Employed staff who play a critical role in supporting its missions overseas, sometimes at great personal risk, and maintaining a strong and positive relationship with FS retirees after their careers have ended. The Department is reinventing the way personnel actions are initiated and processed by replacing paper forms with online, self-routing applications. In seeking ways to more effectively and efficiently deliver HR services throughout the Department, implementation of a tiered-services concept has begun that consolidates human resource functions across bureaus and introduces a customer service call center.

The Department requires a larger workforce to carry American diplomacy forward in the 21st century and in FY 2009 initiated Diplomacy 3.0: Diplomacy, Development, and Defense with the goal of increasing diplomatic staffing by 25 percent over the FY 2008 End of Year base level. The FY 2011 request for 528 new personnel for ongoing operations for D&CP (599 to include all appropriations)

will make the Department better equipped to implement our National Security policies and priorities. The requested increase supports 410 Foreign Service positions placing the Department on track to reach the 25 percent target in late FY 2014. This infusion of additional personnel will ensure that the Department has an adequate number of personnel to fully staff the more than 260 missions worldwide, allow our employees to receive language and professional training and to participate in mutually beneficial exchange opportunities with the Department of Defense and other national security agencies.

Performance

To meet the demands of our foreign policy priorities, the Department will need to hire new Foreign Service (FS) employees to fill existing personnel gaps, to build a training complement, and to develop a more robust global presence. This indicator measures the gap between what the Department has determined as required positions versus the number of FS employees to fill those positions.

STRATEGIC GOAL: STRENGTHENING CONSULAR AND MANAGEMENT CAPABILITIES						
Strategic Priority	Human Resources					
Bureau Goal	Indicator is a department level measure and was developed outside of bureau strategic planning process					
Indicator	NEW INDICATOR: Vacancy rate for overseas and domestic Foreign Service positions					
FY 2006 Result	FY 2007 Result	FY 2008 Result	FY 2009 Result	FY 2009 Target	FY 2010 Target	FY 2011 Target
New Indicator, No Rating	New Indicator, No Rating	New Indicator, No Rating	16.2 % [Baseline] New Indicator, No Rating	Baseline year	14%	12%
Impact	New Indicator					
Methodology	The percentage of Foreign Service (FS) vacant positions versus the total number of FS positions will be calculated using Global Employment Management System (GEMS) data. FS positions will include both Specialists and Generalists. The denominator for this percentage will take into account any newly created positions, "training float" positions, etc.					
Data Source and Quality	GEMS and HR/RMA reports. The Data Quality Assessment revealed no significant limitations.					

To meet the demands of our foreign policy priorities, the Department will need to hire new Civil Service (CS) employees in support of policy implementation and a more robust global presence. This indicator will measure the gap between required positions versus the number of authorized CS employees to fill those positions.

STRATEGIC GOAL: STRENGTHENING CONSULAR AND MANAGEMENT CAPABILITIES						
Strategic Priority	Human Resources					
Bureau Goal	Indicator is a department level measure and was developed outside of bureau strategic planning process					
Indicator	NEW INDICATOR: Vacancy rate for Civil Service positions.					
FY 2006 Result	FY 2007 Result	FY 2008 Result	FY 2009 Result	FY 2009 Target	FY 2010 Target	FY 2011 Target
New Indicator, No Rating	New Indicator, No Rating	New Indicator, No Rating	9.8% [Baseline] New Indicator, No Rating	Baseline year	9%	8%
Impact	New Indicator					
Methodology	The percentage of vacant Civil Servant (CS) positions will be evaluated based on the number of vacant CS positions versus the total number of authorized CS positions.					
Data Source and Quality	Global Employment Management Systems (GEMS) and HR/RMA data. The Data Quality Assessment revealed no significant limitations.					

This indicator measures the Department's progress in filling Language Designated Positions (LDPs) of designated priority languages with employees who meet or exceed the language requirements of that position.

STRATEGIC GOAL: STRENGTHENING CONSULAR AND MANAGEMENT CAPABILITIES						
Strategic Priority	Human Resources					
Bureau Goal	Indicator is a department level measure and was developed outside of bureau strategic planning process					
Indicator	NEW INDICATOR: Percent of language designated positions in priority languages filled by employees who meet or exceed the language requirements.					
FY 2006 Result	FY 2007 Result	FY 2008 Result	FY 2009 Result	FY 2009 Target	FY 2010 Target	FY 2011 Target
New Indicator, No Rating	New Indicator, No Rating	New Indicator, No Rating	54.9% [Baseline Year] New Indicator, No Rating	[Baseline Year]	60%	64%
Impact	New indicator					
Methodology	The percentage is to be based on the average of monthly evaluations (during the Fiscal Year) of LDPs of priority languages that are filled by employees who meet or exceed the language requirements for that position. The languages that are designated Priority Languages will be evaluated annually.					
Data Source and Quality	Global Employment Management System (GEMS) will be the data source for both LDPs and the language qualifications of employees. The designation of Priority Languages will be determined by the Director General. The Data Quality Assessment revealed no significant data limitations					

This indicator measures the Department's progress in filling of Language Designated Positions (LDPs) with employees who meet or exceed the language requirements of that position. This

indicator will also provide a measure of the development of the training complement that, when implemented, will allow the Department to provide language training and thereby fill the LDPs.

STRATEGIC GOAL: STRENGTHENING CONSULAR AND MANAGEMENT CAPABILITIES						
Strategic Priority	Human Resources					
Bureau Goal	Indicator is a department level measure and was developed outside of bureau strategic planning process					
Indicator	NEW INDICATOR: Percent of language designated positions filled by employees who meet or exceed the language requirements (New Methodology).					
FY 2006 Result	FY 2007 Result	FY 2008 Result	FY 2009 Result	FY 2009 Target	FY 2010 Target	FY 2011 Target
N/A New Indicator, No Rating	N/A New Indicator, No Rating	N/A New Indicator, No Rating	68.1 percent [Baseline] New Indicator, No Rating	Baseline Year	70 percent	73 percent
Impact	New Indicator					
Methodology	The percentage is to be based on the average of monthly evaluations (during the Fiscal Year) of LDPs that are filled by employees who meet or exceed the language requirements for that position.					
Data Source and Quality	Global Employment Management System (GEMS) will be the data source for both LDPs and the language qualifications of employees. The Data Quality Assessment revealed no significant limitations.					

Justification of Request

The Department's FY 2011 request of $160 million for HR includes increases to maintain current services and support key initiatives. An increase of $1.3 million is requested to support statutory pay raises and domestic inflation to maintain the FY 2010 level of activity. The FY 2010 base includes $158 million and supports 438 positions.

Diplomacy 3.0: $693,000 including 6 positions

The 6 positions requested will support the Diplomacy 3.0 initiative. To increase the size of the Foreign Service by 25 percent by the end of 2014, HR needs to ramp up recruitment, evaluation, and employment efforts.

Resource Summary

	Positions				Funds ($ in thousands)		
	American			Pos	Bureau	American	Funds
	Domestic	Overseas	FSN	Total	Managed	Salaries	Total
FY 2009 Actual	438	0	0	438	80,856	67,801	148,657
FY 2010 Estimate	438	0	0	438	88,922	69,157	158,079
FY 2011 Built-in Changes							
Annualization of FY 2010 COLA	0	0	0	0	116	0	116
Domestic Inflation	0	0	0	0	676	0	676

D&CP – BUREAU OF HUMAN RESOURCES

	Positions				Funds ($ in thousands)		
	American			Pos	Bureau	American	Funds
	Domestic	Overseas	FSN	Total	Managed	Salaries	Total
FY 2011 American COLA	0	0	0	0	311	155	466
Total Built-in Changes	0	0	0	0	1,103	155	1,258
FY 2011 Current Services	438	0	0	438	90,025	69,312	159,337
FY 2011 Program Changes							
Adjustment to Reflect Passback	6	0	0	6	0	693	693
Total Program Changes	6	0	0	6	0	693	693
FY 2011 Request	444	0	0	444	90,025	70,005	160,030

D&CP – BUREAU OF HUMAN RESOURCES

Staff by Program Activity
(positions)

Bureau of Human Resources	FY 2009 Actual	FY 2010 Enacted	FY 2011 Request	Increase / Decrease
Domestic Administrative Support	349	349	355	6
Information Resource Management	47	47	47	0
Overseas Program Support	25	25	25	0
Policy Formulation	17	17	17	0
Total	**438**	**438**	**444**	**6**

Funds by Program Activity
($ in thousands)

Bureau of Human Resources	FY 2009 Actual	FY 2010 Enacted	FY 2011 Request	Increase / Decrease
Domestic Administrative Support	113,660	109,637	110,630	993
Information Resource Management	15,279	20,636	32,821	12,185
Corporate Information Systems and Services	8,233	13,512	0	(13,512)
Medical Services	6,836	7,578	7,700	122
Workers Compensation	6,836	7,578	7,700	122
Overseas Program Support	10,178	17,495	5,900	(11,595)
Policy Formulation	2,704	2,733	2,979	246
Total	**148,657**	**158,079**	**160,030**	**1,951**

Program Activities

	Positions				Funds ($ in thousands)		
Department Of State	American Domestic	Overseas	FSN	Pos Total	Bureau Managed	American Salaries	Funds Total
Domestic Administrative Support	**355**	**0**	**0**	**355**	**54,502**	**56,128**	**110,630**
Information Resource Management	**47**	**0**	**0**	**47**	**25,697**	**7,124**	**32,821**
Medical Services	**0**	**0**	**0**	**0**	**7,700**	**0**	**7,700**
Workers Compensation	0	0	0	0	7,700	0	7,700
Overseas Program Support	**25**	**0**	**0**	**25**	**1,880**	**4,020**	**5,900**
Policy Formulation	**17**	**0**	**0**	**17**	**246**	**2,733**	**2,979**
Total	**444**	**0**	**0**	**444**	**90,025**	**70,005**	**160,030**

D&CP – BUREAU OF HUMAN RESOURCES

Staff by Domestic Organization Unit

(positions)

Bureau of Human Resources	FY 2009 Actual	FY 2010 Enacted	FY 2011 Request	Increase / Decrease
Career Development & Assignments	99	99	99	0
Civil Service Personnel Management	43	43	43	0
Deputy Assistant Secretary	1	1	1	0
Deputy Assistant Secretary for HR	1	1	1	0
Director General of the Foreign Service	9	9	9	0
Employee Relations	19	19	19	0
Executive Office	72	72	75	3
Family Liaison Office	16	16	17	1
Grievance Staff	10	10	10	0
Office of Casualty Assistance	3	3	3	0
Office of Policy Coordination	9	9	9	0
Overseas Employment	24	24	24	0
Performance Evaluation	16	16	16	0
Principal Deputy Assistant Secretary	1	1	1	0
Recruitment, Examination and Employment	65	65	67	2
Resource Mgmt and Organization Analysis	25	25	25	0
Retirement	25	25	25	0
Total	**438**	**438**	**444**	**6**

Funds by Domestic Organization Unit

($ in thousands)

Bureau of Human Resources	FY 2009 Actual	FY 2010 Enacted	FY 2011 Request	Increase / Decrease
Career Development & Assignments	15,672	16,041	16,773	732
Civil Service Personnel Management	7,869	7,775	7,973	198
Deputy Assistant Secretary	156	161	161	0
Deputy Assistant Secretary for HR	156	161	161	0
Director General of the Foreign Service	2,837	5,996	1,938	(4,058)
Employee Relations	9,557	14,327	18,088	3,761
Executive Office	53,103	47,992	51,534	3,542
Family Liaison Office	3,514	3,756	3,741	(15)
Grievance Staff	1,626	1,701	1,701	0
Office of Casualty Assistance	468	489	489	0
Office of Policy Coordination	1,405	1,449	1,449	0
Overseas Employment	4,054	4,084	4,117	33
Performance Evaluation	3,519	3,431	3,631	200
Principal Deputy Assistant Secretary	156	161	161	0

D&CP – BUREAU OF HUMAN RESOURCES

Bureau of Human Resources	FY 2009 Actual	FY 2010 Enacted	FY 2011 Request	Increase / Decrease
Recruitment, Examination and Employment	29,529	34,820	29,805	(5,015)
Resource Mgmt and Organization Analysis	3,815	3,890	4,265	375
Retirement	4,385	4,267	6,223	1,956
Workers Compensation	6,836	7,578	7,820	242
Total	**148,657**	**158,079**	**160,030**	**1,951**

Funds by Object Class

($ in thousands)

Bureau of Human Resources	FY 2009 Actual	FY 2010 Enacted	FY 2011 Request	Increase / Decrease
1100 Personnel Compensation	58,426	59,225	60,629	1,404
1200 Personnel Benefits	30,788	29,932	30,479	547
1300 Benefits Former Personnel	1,265	1,500	1,500	0
2100 Travel & Trans of Persons	3,746	4,500	4,500	0
2300 Rents, Comm & Utilities	2,319	2,350	2,350	0
2400 Printing & Reproduction	849	1,000	1,000	0
2500 Other Services	36,882	44,297	44,297	0
2600 Supplies and Materials	1,330	1,350	1,350	0
3100 Personal Property	1,043	1,050	1,050	0
4100 Grants, Subsidies & Contrb	10,379	11,248	11,248	0
4200 INS Claims & Indemnities	1,630	1,627	1,627	0
Total	**148,657**	**158,079**	**160,030**	**1,951**

D&CP – BUREAU OF HUMAN RESOURCES-SPECIAL COMPLEMENT

Resource Summary

($ in thousands)

Appropriations	FY 2009 Actual	FY 2010 Enacted	FY 2011 Request	Increase / Decrease
Positions	304	304	304	0
Funds	85,211	93,458	94,305	847

Program Description

The Bureau of Human Resources administers a special complement of positions as part of its overall management of human resources. This special complement is for initial orientation and training of new recruits and for career development assignments for both Civil Service and Foreign Service personnel. Employees spend a limited amount of time in these positions either before assignment or in special assignments and then return to regular positions within the Department.

The special complement includes the following types of positions:

Faculty Advisors – Positions at various military facilities which have quotas for enrollment of Department of State personnel. These advisors typically teach courses, provide guidance and counseling for Department students, serve as the Department‘s liaisons with the institutions, and serve as senior advisors to the commandants/presidents of the institutions. There are currently 6 positions established as Faculty Advisors.

Pre-Assignment General Schedule (GS) Training – Positions that are established for newly hired Civil Service employees awaiting clearance and permanent assignment. There are currently 66 positions dedicated to Pre-Assignment GS training.

Career Mobility Program – Positions to which employees are assigned for professional development. There are 8 positions supporting the Career Mobility Program.

Assignment to Non-governmental Organizations – Positions used to assign or detail employees to non-governmental organizations such as the Carnegie Foundation and the Council on Foreign Relations, as well as the Diplomats-in-Residence program. There are 9 positions dedicated to Assignments to NGOs.

Entry-Level Officer FSI Training – Positions that are used for intake of entry level officers and specialists while in initial domestic orientation training. Entry level officers typically spend three to four months in orientation and basic training prior to being assigned to an overseas position. There are 146 positions established for Entry-Level Officer FSI training.

Non-reimbursable Details – Positions used to detail employees to other executive departments on a non-reimbursable basis. There are 14 positions serving non-reimbursable details.

Presidential Management Fellow Program – Positions for the government-wide program to recruit graduate students upon completion of their degree for an initial two-year appointment. There are 35 positions supporting the Presidential Management Fellow Program.

D&CP – BUREAU OF HUMAN RESOURCES-SPECIAL COMPLEMENT

Special Domestic Assignment Program (SDAP) – Positions established to allow the assignment or detail of employees to the Congress and state/local government agencies. There are 19 positions in support of the Special Domestic Assignment Program.

Una Chapman Cox Sabbatical Leave Program – Allows a twelve-month sabbatical for Foreign Service employees with exceptional performance and potential to pursue a project mutually beneficial to the employee and the Department. The Una Chapman Cox Foundation funds all other expenses of the project. The Department continues to pay the employee's salary and benefits. There is 1 position dedicated to the Una Chapman Cox Sabbatical Program.

Justification of Request

The Department's FY 2011 request of $94.3 million includes an increase for current services of $847,000 to support statutory pay raises for the base staffing level of 304 positions.

Resource Summary

	Positions				Funds ($ in thousands)		
	American			Pos	Bureau	American	Funds
	Domestic	Overseas	FSN	Total	Managed	Salaries	Total
FY 2009 Actual	304	0	0	304	779	84,432	85,211
FY 2010 Estimate	304	0	0	304	9,026	84,432	93,458
FY 2011 Built-in Changes							
Annualization of FY 2010 COLA	0	0	0	0	0	380	380
FY 2011 American COLA	0	0	0	0	0	467	467
Total Built-in Changes	0	0	0	0	0	847	847
FY 2011 Current Services	304	0	0	304	9,026	85,279	94,305
FY 2011 Request	304	0	0	304	9,026	85,279	94,305

D&CP – BUREAU OF HUMAN RESOURCES-SPECIAL COMPLEMENT

Staff by Program Activity

(positions)

Bureau of Human Resources-Special Complement	FY 2009 Actual	FY 2010 Enacted	FY 2011 Request	Increase / Decrease
Domestic Administrative Support	304	304	304	0
Specialized Employee Assignments	304	304	304	0
Total	**304**	**304**	**304**	**0**

Funds by Program Activity

($ in thousands)

Bureau of Human Resources-Special Complement	FY 2009 Actual	FY 2010 Enacted	FY 2011 Request	Increase / Decrease
Domestic Administrative Support	85,211	93,458	94,305	847
Specialized Employee Assignments	85,211	93,458	94,305	847
Total	**85,211**	**93,458**	**94,305**	**847**

Program Activities

	Positions				Funds ($ in thousands)		
Department Of State	American Domestic	Overseas	FSN	Pos Total	Bureau Managed	American Salaries	Funds Total
Domestic Administrative Support	**304**	**0**	**0**	**304**	**9,026**	**85,279**	**94,305**
Specialized Employee Assignments	304	0	0	304	9,026	85,279	94,305
Total	**304**	**0**	**0**	**304**	**9,026**	**85,279**	**94,305**

D&CP – BUREAU OF HUMAN RESOURCES-SPECIAL COMPLEMENT

Staff by Domestic Organization Unit

(positions)

Bureau of Human Resources-Special Complement	FY 2009 Actual	FY 2010 Enacted	FY 2011 Request	Increase / Decrease
Career Mobility Program	8	8	8	0
Faculty Advisors	6	6	6	0
Junior Officer Training	91	91	91	0
Mid-Level Complement	5	5	5	0
Non-Governmental Organizations	9	9	9	0
Non-Reimbursable Details	14	14	14	0
Other Human Resources-Special Complement	3	3	3	0
Pre-Assignment GS Training (PAC)	66	66	66	0
Presidential Management Fellows	35	35	35	0
Special Domestic Assignment Program (SDAP)	19	19	19	0
Una Chapman Cox Sabbatical Leave Program	1	1	1	0
Worker Trainee	47	47	47	0
Total	**304**	**304**	**304**	**0**

Funds by Domestic Organization Unit

($ in thousands)

Bureau of Human Resources-Special Complement	FY 2009 Actual	FY 2010 Enacted	FY 2011 Request	Increase / Decrease
Career Mobility Program	1,011	1,011	1,011	0
Faculty Advisors	960	960	960	0
Junior Officer Training	41,541	42,963	42,963	0
Mid-Level Complement	780	780	780	0
Non-Governmental Organizations	1,542	1,542	1,542	0
Non-Reimbursable Details	2,311	2,311	2,311	0
Other Human Resources-Special Complement	9,963	16,788	17,635	847
Pre-Assignment GS Training (PAC)	10,460	10,460	10,460	0
Presidential Management Fellows	5,791	5,791	5,791	0
Special Domestic Assignment Program (SDAP)	3,417	3,417	3,417	0
Una Chapman Cox Sabbatical Leave Program	171	171	171	0
Worker Trainee	7,264	7,264	7,264	0
Total	**85,211**	**93,458**	**94,305**	**847**

D&CP – BUREAU OF HUMAN RESOURCES-SPECIAL COMPLEMENT

Funds by Object Class

($ in thousands)

Bureau of Human Resources-Special Complement	FY 2009 Actual	FY 2010 Enacted	FY 2011 Request	Increase / Decrease
1100 Personnel Compensation	62,342	64,454	64,954	500
1200 Personnel Benefits	22,869	29,004	29,351	347
Total	**85,211**	**93,458**	**94,305**	**847**

This page intentionally left blank.

D&CP – OFFICE OF THE MEDICAL DIRECTOR

Resource Summary

($ in thousands)

Appropriations	FY 2009 Actual	FY 2010 Enacted	FY 2011 Request	Increase / Decrease
Positions	131	156	166	10
Funds	36,535	49,108	56,549	7,441

Program Description

The Office of the Medical Director (MED) is committed to safeguarding and promoting the health of America's diplomatic community of more than 55,000 USG employees and family members in 51 different agencies deployed around the globe. To achieve this commitment, MED (1) formulates and implements policies for the worldwide medical program; (2) manages the medical clearance process to ensure that adequate health care services will be available at overseas posts; (3) provides primary care at over 200 posts abroad, often in remote and medically austere locations, facilitating hospitalizations or medical evacuations when necessary; (4) conducts a health promotion program to foster a healthy, productive workforce; (6) plans and prepares for medical emergencies, mass casualties and chem-bio attacks; (7) employs modern health information technology to support continuity of care and efficient information exchange; and (8) provides education, screening and treatment for deployment-related stress issues.

MED's varied programs and increased workloads reflect the growing and changing needs of the Department's service population. MED provides health care in 210 health units around the world, deploying over 120 medical practitioners. These physicians, nurse practitioners, physician assistants, laboratory technologists, and psychiatrists care for over 55,000 Foreign Service employees and their eligible family members. To ensure the best medical care possible, MED hires highly qualified medical personnel and provides continuing medical education seminars to maintain professional credentials and certifications. As the Department's overseas mission grows and evolves, MED closely monitors the need for additional medical providers. MED is responsive to requests from overseas posts for additional medical support, and works with regional bureaus to assure appropriate placement of medical personnel overseas.

Promote and Maintain the Long-term Health of Foreign Service Employees and Family Members

MED will continue to evaluate the health condition of Government employees and eligible family members through the medical clearance process to ensure that adequate health care services will be available to them at their overseas posts. The mental health program offers direct mental health care as well as preventive services and seminars on mental health topics such as stress management, raising children overseas, conflict resolution in the work place, substance abuse, and coping with depression and anxiety. MED hires qualified medical personnel and provides continuing medical education seminars required to maintain professional credentials and certifications. The Medical Program facilitates medical evacuation and hospitalization of Department and other Government agency employees. MED will measure efficiency using its ISO 90001 standards.

Implement a Deployment Stress Management Program (DSMP)

Through the Mental Health Services (MHS) section, MED provides direct mental health care to Foreign Service employees and eligible family members. MED also provides preventive care by offering seminars on mental health topics, stress management, raising children overseas, conflict resolution in the workplace, substance abuse, and coping with depression and anxiety. In particular, the Deployment Stress Management Program (DSMP) works to prevent, diagnose and treat mental health conditions related to deployment at high stress, high threat, and unaccompanied posts. The

program offers voluntary PTSD screening to all who have served in danger pay posts, and provides therapy for most cases. More serious cases that require continued care will be referred for outside treatment under the Workmen's Compensation Program. Mental Health Services also provides short-term counseling and crisis intervention services to all employees through the Employee Consultation Services (ECS) program. This past year ECS assisted families of 1,056 special needs children overseas with their medical clearance and special education allowances. The Alcohol and Drug Awareness Program (ADAP) provides evaluations, counseling, and treatment referrals for employees and family members with substance abuse problems.

Expand Availability and Security of Electronic Medical Records (EMR)
The Electronic Medical Record (EMR) system is the repository of critical patient-related information used to support the Department's worldwide medical program, the Foreign Service medical clearance process, and emergency medical evacuations and hospitalizations. However, MED's current EMR system lacks the capability for worldwide expansion. In August 2006, Executive Order 13410 mandated that all federal agencies providing health care must have an EMR that is interoperable with other federal agency systems. Since that time, MED has been researching and testing other health record systems with a view toward collaborating with another federal agency to develop a fully integrated EMR that will comply with the Presidential Directive. A worldwide state-of-the-art EMR system will benefit patients by enhancing the quality of care, providing permanent legible medical records, minimizing adverse events, and ensuring follow-up care. The Department will also benefit by having the ability to retrieve epidemiological and quality assurance data to better manage the medical program and patient care.

Costs associated with this effort may include data migration from the current eMED system, purchase of software licenses, hardware upgrades, interface development, and training and implementation for clinician and allied health support staff. Recurring costs will include routine operations and maintenance as well as scanning and indexing of patient health records.

Strengthen the Medical Emergency Response Program
Preparation for medical emergencies remains one of MED's mission critical functions. The recent 2009 H1N1 outbreak underscored the importance of having adequate emergency supplies prepositioned overseas. Although MED acted quickly to purchase supplemental protective masks and respirators, stocks depleted rapidly and suppliers were unable to support the sudden surge in demand. As part of the emergency preparedness program, MED has pre-positioned medical supplies at over 280 embassies, consulates, and missions abroad. These include medical equipment and supplies to provide an alternate medical site in case of a catastrophic event, nerve agent antidotes to respond to a chem-bio attack, and pharmaceuticals to treat biological threats such as anthrax. In order to maximize access and minimize the risk of accidental injury from inadvertent injections, MED has positioned nerve agent auto injectors into caches that are stored overseas in readily accessible cabinets. Based on current pandemic assumptions, MED recently expanded the overseas stockpiles of protective masks and N-95 respirators. MED has also prepositioned stockpiles of Tamiflu® and other antivirals at overseas missions to provide treatment and prophylaxis for pandemic influenza. During the past year, MED instituted a global influenza surveillance program in cooperation with the Walter Reed Army Institute of Research. MED now has the capability of conducting surveillance of respiratory pathogens at over 70 posts. The value of this program has already been realized when two very early cases of novel H1N1 influenza were confirmed at the embassy in Mexico City. As part of the ongoing program for emergency preparedness, MED regularly conducts emergency and trauma courses for medical providers and staff, and sponsors emergency response training for non-medical personnel as well. Over 40 such classes are scheduled at FSI for this year alone.

Performance

The medical clearance process is designed to identify health care problems before the employee (or eligible family member) is assigned overseas, so prompt reviews and clearance decisions are imperative. If ongoing medical care or educational needs are known, they are linked with available overseas resources. Adequate medical resources may not be readily available in some countries. Therefore the clearance process is individualized to meet the unique health needs of each person.

STRATEGIC GOAL: STRENGTHENING CONSULAR AND MANAGEMENT CAPABILITIES						
Strategic Priority	Human Resources					
Bureau Goal	Indicator is a department level measure and was developed outside of bureau strategic planning process					
Indicator	NEW INDICATOR: Percent of medical reviews and clearances completed within 30 days.					
FY 2006 Result	FY 2007 Result	FY 2008 Result	FY 2009 Result	FY 2009 Target	FY 2010 Target	FY 2011 Target
N/A New Indicator, No Rating	N/A New Indicator, No Rating	N/A New Indicator, No Rating	81% New Indicator, No Rating	[Baseline year]	83%	88 %
Impact	Rating and Results not available to determine Impact					
Methodology	The number of clearances completed is documented in the Electronic Medical Records System. The system also tracks the time required to complete the clearances.					
Data Source and Quality	Electronic Medical Records (EMR). Data quality is monitored by an outside contractor for availability and accuracy. The Data Quality Assessment revealed no significant data limitations					

Justification of Request

The Department's FY 2011 request of $56,549,000 for the Office of the Medical Director includes increases to maintain current services and to support a key initiative, the Electronic Medical Records (EMR). An increase of $842,000 funds statutory pay raises for a base staffing level of 156 and medical inflation to maintain MED at the FY 2010 level of activity. Currently, MED serves over 55,000 employees and family members assigned overseas and expects this number to increase to about 60,000 employees and family members in FY 2011. To provide adequate medical care for the growing number of employees and family members, MED must also increase the number of medical personnel assigned overseas.

Overseas and Domestic Position: $2,599,000 including 10 positions
The FY 2011 request includes $2,599,000 to fund 10 new positions. The number of Foreign Service employees and eligible family members, as well as other ICASS agency personnel assigned overseas continues to grow. In consultation with the Regional Bureaus and overseas posts, and considering the size of the missions, availability and accessibility of quality local medical care, local health risks, availability of medical care in the surrounding geographical area, and access to emergency transportation services, MED is requesting funding to support 7 new positions. The new positions include Regional Medical Officers (RMOs), Regional Medical Officer/ Psychiatrists (RMO/Ps) and Foreign Service Health Practitioners (FSHPs). MED is also requesting funding for three new positions to fill critical domestic positions required to support the growing worldwide medical program.

Electronic Medical Records: $4,000,000
As part of the development of the next generation of Electronic Medical Record (EMR) system, MED conducted research and extensive analysis of existing federal EMR systems to determine the best system that will meet the needs of the Department of State employees, their eligible family members, and the medical community. The review of the systems in use at DOD, VA, and IHS resulted in a collaborative effort and opportunity to partner with an existing federal EMR system. This collaborative effort will provide the Department of State an opportunity to acquire an interoperable EMR that can be deployed in Washington, DC and to 190 health units (HUs) worldwide.

Costs associated with this effort will include migration of the data contained in the current eMED system (projected to be close to 50,000 individual patient histories including 2.5 million scanned document images by FY 2011). Other projected costs will include purchase of commercial licenses required by the other agencies' systems, hardware upgrades, Clearances-to-DOS HR interface development, and training and implementation for clinician and allied health support staff. On-going costs will include regular operations and maintenance as well as scanning and indexing of patient health records. MED is working with both DOD and VA to develop a detailed project scope and budget estimate. An initial broad estimate received from DOD ranges from $10 to $50 million. MED is requesting $4,000,000 to be able to begin a phased deployment in FY 2011.

Resource Summary

	Positions				Funds ($ in thousands)		
	American			Pos	Bureau	American	Funds
	Domestic	Overseas	FSN	Total	Managed	Salaries	Total
FY 2009 Actual	127	4	0	131	23,916	12,619	36,535
FY 2010 Estimate	144	12	0	156	34,004	15,104	49,108
FY 2011 Built-in Changes							
Annualization of FY 2010 COLA	0	0	0	0	20	84	104
FY 2011 American COLA	0	0	0	0	79	103	182
Medical Inflation	0	0	0	0	556	0	556
Total Built-in Changes	0	0	0	0	655	187	842
FY 2011 Current Services	144	12	0	156	34,659	15,291	49,950
FY 2011 Program Changes							
Electronic Medical Record	0	0	0	0	4,000	0	4,000
Medical Program - Positions	3	7	0	10	0	2,599	2,599
Total Program Changes	3	7	0	10	4,000	2,599	6,599
FY 2011 Request	147	19	0	166	38,659	17,890	56,549

D&CP – OFFICE OF THE MEDICAL DIRECTOR

Staff by Program Activity
(positions)

Office of the Medical Director	FY 2009 Actual	FY 2010 Enacted	FY 2011 Request	Increase / Decrease
Domestic Administrative Support	36	40	40	0
Information Resource Management	9	11	11	0
Medical Services	78	97	105	8
Policy Formulation	8	8	10	2
Total	**131**	**156**	**166**	**10**

Funds by Program Activity
($ in thousands)

Office of the Medical Director	FY 2009 Actual	FY 2010 Enacted	FY 2011 Request	Increase / Decrease
Domestic Administrative Support	7,578	9,650	10,047	397
Information Resource Management	1,733	1,840	1,916	76
Medical Services	26,230	36,580	43,508	6,928
Policy Formulation	994	1,038	1,078	40
Total	**36,535**	**49,108**	**56,549**	**7,441**

D&CP – OFFICE OF THE MEDICAL DIRECTOR

Program Activities

Department Of State	Positions				Funds ($ in thousands)		
	American			Pos	Bureau	American	Funds
	Domestic	Overseas	FSN	Total	Managed	Salaries	Total
Domestic Administrative Support	**40**	**0**	**0**	**40**	**6,378**	**3,669**	**10,047**
Domestic Administrative Management	5	0	0	5	729	176	905
Domestic Financial Services	10	0	0	10	0	945	945
Domestic General Services	23	0	0	23	4,517	2,326	6,843
Domestic Personnel Services	2	0	0	2	1,132	222	1,354
Information Resource Management	**11**	**0**	**0**	**11**	**1,203**	**713**	**1,916**
Office Automation	11	0	0	11	1,203	713	1,916
Medical Services	**90**	**15**	**0**	**105**	**30,527**	**12,981**	**43,508**
Domestic Health Units	6	0	0	6	448	589	1,037
Environmental Health	2	0	0	2	419	120	539
Medical Evacuation	5	0	0	5	11,460	424	11,884
Medical Examinations and Clearances	57	15	0	72	14,956	5,172	20,128
Mental Health Programs	20	0	0	20	1,274	6,676	7,950
Policy Formulation	**6**	**4**	**0**	**10**	**551**	**527**	**1,078**
Bureau Direction	6	4	0	10	551	527	1,078
Total	**147**	**19**	**0**	**166**	**38,659**	**17,890**	**56,549**

D&CP – OFFICE OF THE MEDICAL DIRECTOR

Staff by Domestic Organization Unit

(positions)

Office of the Medical Director	FY 2009 Actual	FY 2010 Enacted	FY 2011 Request	Increase / Decrease
Medical Director	3	8	8	0
Office of Clinical Services	50	56	59	3
Office of Foreign Service Health Practitioners Program	21	23	23	0
Office of Mental Health Services	53	57	57	0
Total	**127**	**144**	**147**	**3**

Funds by Domestic Organization Unit

($ in thousands)

Office of the Medical Director	FY 2009 Actual	FY 2010 Enacted	FY 2011 Request	Increase / Decrease
ICASS	11,003	17,596	20,369	2,773
Medical Director	357	565	575	10
Office of Clinical Services	11,557	12,255	12,617	362
Office of Foreign Service Health Practitioners Program	1,832	2,579	2,685	106
Office of Mental Health Services	10,126	11,025	12,076	1,051
Total	**34,875**	**44,020**	**48,322**	**4,302**

Staff by Post

(positions)

Office of the Medical Director (MED)	FY 2009 Actual			FY 2010 Enacted			FY 2011 Request			Increase/ Decrease		
	Amer	FSN	Total	Amer	FSN	Total	Amer	FSN	Total	Amer	FSN	Total
Angola, Luanda	1	0	1	1	0	1	1	0	1	0	0	0
Armenia, Yerevan	0	0	0	0	0	0	0	0	0	0	0	0
Australia, Canberra	0	0	0	0	0	0	1	0	1	1	0	1
Bahrain, Manama	0	0	0	0	0	0	1	0	1	1	0	1
Belarus, Minsk	0	0	0	1	0	1	1	0	1	0	0	0
Bolivia, La Paz	0	0	0	0	0	0	0	0	0	0	0	0
Burkina Faso, Ouagadougou	0	0	0	1	0	1	1	0	1	0	0	0
Burma, Rangoon	0	0	0	1	0	1	1	0	1	0	0	0
Burundi, Bujumbura	0	0	0	0	0	0	1	0	1	1	0	1
Colombia, Bogota	0	0	0	0	0	0	1	0	1	1	0	1
Djibouti (Rep. Of), Djibouti	0	0	0	0	0	0	1	0	1	1	0	1
Gabon, Libreville	0	0	0	1	0	1	1	0	1	0	0	0
Germany, Berlin	0	0	0	0	0	0	0	0	0	0	0	0

D&CP – OFFICE OF THE MEDICAL DIRECTOR

Office of the Medical Director (MED)	FY 2009 Actual			FY 2010 Enacted			FY 2011 Request			Increase/ Decrease		
	Amer	FSN	Total	Amer	FSN	Total	Amer	FSN	Total	Amer	FSN	Total
Germany, Frankfurt	0	0	0	0	0	0	0	0	0	0	0	0
Haiti, Port-au-Prince	0	0	0	1	0	1	1	0	1	0	0	0
India, Chennai (CG)	0	0	0	1	0	1	1	0	1	0	0	0
Kenya, Nairobi	0	0	0	0	0	0	0	0	0	0	0	0
Malaysia, Kuala Lumpur	0	0	0	0	0	0	0	0	0	0	0	0
Mauritania, Nouakchott	1	0	1	1	0	1	1	0	1	0	0	0
Nigeria, Abuja	0	0	0	0	0	0	0	0	0	0	0	0
Nigeria, Lagos	1	0	1	1	0	1	1	0	1	0	0	0
Panama, Panama City	0	0	0	0	0	0	1	0	1	1	0	1
Poland, Warsaw	0	0	0	1	0	1	1	0	1	0	0	0
South Africa, Pretoria	0	0	0	0	0	0	0	0	0	0	0	0
South Korea, Seoul	0	0	0	1	0	1	1	0	1	0	0	0
Sri Lanka, Colombo	0	0	0	0	0	0	0	0	0	0	0	0
Sudan, Khartoum	1	0	1	1	0	1	1	0	1	0	0	0
Thailand, Bangkok	0	0	0	0	0	0	0	0	0	0	0	0
Timor-Leste, Dili	0	0	0	0	0	0	0	0	0	0	0	0
Togo, Lome	0	0	0	0	0	0	1	0	1	1	0	1
Turkey, Ankara	0	0	0	0	0	0	0	0	0	0	0	0
Vietnam, Hanoi	0	0	0	0	0	0	0	0	0	0	0	0
Zambia, Lusaka	0	0	0	0	0	0	0	0	0	0	0	0
Total	**4**	**0**	**4**	**12**	**0**	**12**	**19**	**0**	**19**	**7**	**0**	**7**

Funds by Post

($ in thousands)

Office of the Medical Director	FY 2009 Actual	FY 2010 Enacted	FY 2011 Request	Increase / Decrease
Angola, Luanda	415	424	433	9
Australia, Canberra	0	0	433	433
Bahrain, Manama	0	0	433	433
Belarus, Minsk	0	424	433	9
Burkina Faso, Ouagadougou	0	424	433	9
Burma, Rangoon	0	424	433	9
Burundi, Bujumbura	0	0	433	433
Colombia, Bogota	0	0	433	433
Djibouti (Rep. Of), Djibouti	0	0	433	433
Gabon, Libreville	0	424	433	9
Haiti, Port-au-Prince	0	424	433	9

D&CP – OFFICE OF THE MEDICAL DIRECTOR

Office of the Medical Director	FY 2009 Actual	FY 2010 Enacted	FY 2011 Request	Increase / Decrease
India, Chennai (CG)	0	424	433	9
Mauritania, Nouakchott	415	424	433	9
Nigeria, Lagos	415	424	433	9
Panama, Panama City	0	0	433	433
Poland, Warsaw	0	424	433	9
South Korea, Seoul	0	424	433	9
Sudan, Khartoum	415	424	433	9
Togo, Lome	0	0	433	433
Total	**1,660**	**5,088**	**8,227**	**3,139**

Funds by Object Class

($ in thousands)

Office of the Medical Director	FY 2009 Actual	FY 2010 Enacted	FY 2011 Request	Increase / Decrease
1100 Personnel Compensation	15,082	19,189	23,725	4,536
1200 Personnel Benefits	2,235	2,717	3,331	614
2100 Travel & Trans of Persons	6,520	9,229	12,324	3,095
2200 Transportation of Things	115	163	219	56
2300 Rents, Comm & Utilities	109	153	206	53
2400 Printing & Reproduction	107	151	204	53
2500 Other Services	9,096	12,874	10,309	(2,565)
2600 Supplies and Materials	1,823	2,580	3,471	891
3100 Personal Property	1,448	2,052	2,760	708
Total	**36,535**	**49,108**	**56,549**	**7,441**

This page intentionally left blank.

D&CP – FOREIGN SERVICE INSTITUTE

Resource Summary

($ in thousands)

Appropriations	FY 2009 Actual	FY 2010 Enacted	FY 2011 Request	Increase / Decrease
Positions	804	804	816	12
Funds	129,060	179,044	182,279	3,235

Program Description

The Foreign Service Institute (FSI) is the Federal Government's primary training institution for the U.S. foreign affairs community. FSI provides more than 500 courses, including 70 foreign languages, to more than 50,000 enrollees a year from the Department of State and more than 40 other U.S. government agencies and military service branches. FSI has also been selected as one of five eTraining service providers authorized by the Office of Personnel Management (OPM) and as one of three providers of computer security training approved by the Office of Management and Budget.

FSI‘s programs include classroom and technology-based training for the professional development of Foreign Service administrative, consular, economic/commercial, political, and public diplomacy officers; for specialists in such fields as information technology, office management, administrative management, and security; for Foreign Service Nationals (FSNs) at U.S. posts around the world; and for Civil Service employees stationed in the United States. Ranging in length from one day to two years, courses are designed to promote successful performance in each assignment and enhance the leadership and management capabilities of the U.S. foreign affairs community. Other courses and services help family members prepare for the demands of a mobile lifestyle and living abroad. FSI makes security awareness training available on a reimbursable basis to other U.S. Government agencies and to U.S. private business members that operate overseas, working through the Overseas Security Advisory Council.

Priority Training

To maintain high-quality and relevant training throughout the Department‘s curriculum and to provide the training essential to ensure diplomatic and operational readiness, FSI will continue to fine tune, review, and update the wide array of courses, including training for Provincial Reconstruction Teams (PRTs) assigned to Iraq and Afghanistan; offer leadership modules in PRT and American Presence Post training; and strengthen foreign assistance curricula. Language/area training will be expanded and enhanced to foster more advanced proficiency levels, and FSI will provide increased language training resulting from the Department’s hiring surge implemented in FY 2009. FSI will continue to develop and review training to support the Office of the Coordinator for Reconstruction and Stabilization in its efforts to assist unstable states and in post-conflict situations, and develop training for three planned Response Corps. The President‘s National Security Professional Development initiative calls for development of a National Security Education Professional (NSEP) curriculum, and FSI will continue to foster interagency training linkages and implement subsequent phases of this interagency endeavor.

Distance Learning

A critical part of FSI's training continues to involve greater use of technology and distance learning to increase both the reach and efficiency of delivery. FSI will expand FSI-developed on-line courses to cover more topics as well as aggressively continue to purchase relevant commercial courses for FSI's internet-based FasTrac program that makes training available to all State employees and eligible family members anytime, anywhere. FSI will continue to support the wider Federal Government as one of five OPM authorized eTraining service providers and one of three OMB approved providers of

computer security training. FSI will continue to expand beyond-the-classroom opportunities for American employees and FSNs through distance learning and technology based tools such as webinars, podcasts, and digital video conferencing. FSI also plans to play a leading role in Federal-wide efforts that support use of taxpayer resources by sharing expertise with client agencies or through interagency fora.

Promote Management Efficiency and Effectiveness

Training is critical to ensuring the continued sufficiency of human capital. FSI's challenge is to manage its internal resources to produce effective and efficient programs and to maximize its impact on the Department's human capital investment of 60,000 employees worldwide in addition to the personnel of 40 other agencies utilizing FSI's training. FSI will meet that training demand as well as that which will arise from an increased number of new hires in FY 2009 and additional CA hires planned to assist with the visa and passport workload surge expected in Mexico during 2009-2010. The Shultz Center expansion project was completed in September 2009, which provides an opportunity to explore efficiencies and effects resulting from the relocation of the IT training program from Warrenton, VA and training being held in other outlying annexes. FSI will update and refresh the Student Training Management System, the Department's corporate training database application, and the Learning Management System to meet OPM reporting requirements, interface with the Post Administrative Support System and leverage eTraining business processes.

Expand and Institutionalize Core Training

While crises and hot-button issues regularly draw immediate attention, the Department's core business remains constant as today's priority initiative becomes tomorrow's ongoing requirement. Constantly evolving laws, guidelines and processes require knowledge refreshment. New skills are required to effectively exploit new technologies. FSI's strategies include maintaining base level training in tradecraft, foreign languages, and leadership and management, in line with Foreign Service precepts, Civil Service competencies, and Department hiring plans; developing employees through a 30 to 40 year career; fostering FSN training opportunities; and providing training to meet Information Assurance and other such goals. To meet the needs of the larger workforce hired under the Human Resources Initiatives and the interagency U.S. foreign affairs community at large, FSI will support the Department's initiatives for language enhancement and the Career Development Program by expanding opportunities for language immersions, and in-language media training in non-critical languages, enhancing area studies with emphasis on regional focus, and further integrating functional training with language to ensure employees can apply language skills on the job. FSI will continue to partner with other bureaus on specialized training such as political-military affairs, counterterrorism and public diplomacy. An important part of FSI's focus will be on developing more mid/intermediate level training, such as General Services Officer (GSO), Human Resource (HR) and Financial Management Officer (FMO) courses and more fully integrating leadership training with tradecraft training, to help the Department in succession planning and preparing the next generation of leaders.

Performance

Performance of the Foreign Service Institute's language training program (Critical Needs Languages Only) is expressed as a percentage of students who attain the intended proficiency level (as determined by Language Designated Position proficiency level) when they are enrolled for at least the recommended length of training.

STRATEGIC GOAL: STRENGTHENING CONSULAR AND MANAGEMENT CAPABILITIES						
Strategic Priority	Human Resources					
Bureau Goal	Workforce Meets Priority Diplomatic and Operational Requirements as a Result of FSI Training					
Indicator	Foreign Service Institute language training success rate as measured by the percentage of State students in critical needs languages who attain skill objective.					
FY 2006 Result	FY 2007 Result	FY 2008 Result	FY 2009 Result	FY 2009 Target	FY 2010 Target	FY 2011 Target
84 percent ▲ Above Target	87 percent ▲ Above Target	89 percent ▲ Above Target	80 percent ◄► On Target	80 percent	80 percent	80 percent
Impact	Foreign language proficiency, a key skill utilized by Foreign Service personnel, contributes to overall human resource development activities and HR management activities (e.g., filling of LDPs).					
Methodology	Expresses performance of FSI's language training program (Critical Needs Languages only) as a percentage of students who attain the intended proficiency level (as determined by Language Designated Position proficiency level) when they are enrolled for at least the recommended length of training.					
Data Source and Quality	Test results are from the Foreign Service Institute's corporate training database, the Student Training Management System and are highly reliable. The Data Quality Assessment revealed no significant data limitations.					

Justification of Request

The Department's FY 2011 request of $182.3 million for the Foreign Service Institute includes increases to maintain current services and support several key initiatives. The request includes current services increase of $1.8 million to support statutory pay raises and domestic inflation. The request also includes a base budget to support FSI language and skills training of $179 million.

FSI Training: $1,440,000 including 12 Positions

The primary goal of the FSI is to provide training which supports the Department's priority diplomatic and operational policy objectives. To provide additional training to meet priority Diplomatic & Operational Requirements, this request is guided by key management priorities for Diplomacy 3.0 (Diplomacy, Development and Defense) and ties directly to the Department's strategic goals and objectives in strengthening the Hiring Initiatives of the Department.

The request for funding to support additional personnel will also increase language training capacity in the critical needs languages of Afghanistan, Pakistan (Dari, Pashto, and Urdu) and Arabic which will support diplomatic efforts to fight terrorism and promote stability in the region. Additional personnel will also increase language training capability in critical needs languages in Russian and Chinese and will provide training for the foreign affairs community to support national critical operations in Afghanistan and Iraq, including Familiarization and Provincial Reconstruction Team (PRT) specific training, language and tradecraft training, and training for members of the Civilian Response Corps. The additional new hires will strengthen and provide the global workforce more access to training through distance learning technology; strengthen the training platform for the modern work world that provides training options to employees and expands outreach; and it will promote efficiency and effectiveness in management practices.

D&CP – FOREIGN SERVICE INSTITUTE

Resource Summary

	Positions				Funds ($ in thousands)		
	American			Pos	Bureau	American	Funds
	Domestic	Overseas	FSN	Total	Managed	Salaries	Total
FY 2009 Actual	790	9	5	804	45,659	83,401	129,060
FY 2010 Estimate	790	9	5	804	95,643	83,401	179,044
FY 2011 Built-in Changes							
Annualization of FY 2010 COLA	0	0	0	0	75	375	450
Domestic Inflation	0	0	0	0	396	0	396
FY 2011 American COLA	0	0	0	0	300	461	761
LES Wage Increase	0	0	0	0	188	0	188
Total Built-in Changes	0	0	0	0	959	836	1,795
FY 2011 Current Services	790	9	5	804	96,602	84,237	180,839
FY 2011 Program Changes							
FSI 2011 Smart Power Program	12	0	0	12	0	1,440	1,440
Total Program Changes	12	0	0	12	0	1,440	1,440
FY 2011 Request	802	9	5	816	96,602	85,677	182,279

Staff by Program Activity

(positions)

Foreign Service Institute	FY 2009 Actual	FY 2010 Enacted	FY 2011 Request	Increase / Decrease
Domestic Administrative Support	804	123	115	(8)
Information Resource Management	0	14	14	0
Policy Formulation	0	7	7	0
Training Services	0	660	680	20
Total	**804**	**804**	**816**	**12**

D&CP – FOREIGN SERVICE INSTITUTE

Funds by Program Activity

($ in thousands)

Foreign Service Institute	FY 2009 Actual	FY 2010 Enacted	FY 2011 Request	Increase / Decrease
Domestic Administrative Support	38,244	9,663	9,132	(531)
Information Resource Management	0	5,245	5,345	100
Policy Formulation	0	1,039	1,039	0
Public Diplomacy	2,415	1,723	1,747	24
Public Diplomacy - Program Costs	2,415	1,723	1,747	24
Training Services	83,401	161,374	165,016	3,642
Professional Development/Leadership	83,401	161,374	165,016	3,642
ARRA - American Recovery and Reinvestment Act of 2009	5,000	0	0	0
Total	**129,060**	**179,044**	**182,279**	**3,235**

Program Activities

	Positions				Funds ($ in thousands)		
	American			Pos	Bureau	American	Funds
Department Of State	Domestic	Overseas	FSN	Total	Managed	Salaries	Total
Domestic Administrative Support	**115**	**0**	**0**	**115**	**6,196**	**2,936**	**9,132**
Information Resource Management	**14**	**0**	**0**	**14**	**3,771**	**1,574**	**5,345**
Policy Formulation	**7**	**0**	**0**	**7**	**235**	**804**	**1,039**
Public Diplomacy	**0**	**0**	**0**	**0**	**1,747**	**0**	**1,747**
Public Diplomacy - Program Costs	0	0	0	0	1,747	0	1,747
Training Services	**666**	**9**	**5**	**680**	**84,653**	**80,363**	**165,016**
Professional Development/Leadership	0	0	0	0	84,653	80,363	165,016
Total	**802**	**9**	**5**	**816**	**96,602**	**85,677**	**182,279**

D&CP – FOREIGN SERVICE INSTITUTE

Staff by Domestic Organization Unit

(positions)

Foreign Service Institute	FY 2009 Actual	FY 2010 Enacted	FY 2011 Request	Increase / Decrease
Office of the Director	7	7	7	0
Office of the Executive Director	107	104	92	(12)
School of Applied Info Tech	50	51	51	0
School of Language Studies	427	432	451	19
School of Leadership and Management	63	64	64	0
School of Prof and Area Studies	129	130	130	0
The Transition Center	7	7	7	0
Total	**790**	**795**	**802**	**7**

Funds by Domestic Organization Unit

($ in thousands)

Foreign Service Institute	FY 2009 Actual	FY 2010 Enacted	FY 2011 Request	Increase / Decrease
Office of the Director	996	1,039	763	(276)
Office of the Executive Director	9,181	16,609	14,286	(2,323)
School of Applied Info Tech	8,577	10,434	10,434	0
School of Language Studies	52,709	81,445	88,595	7,150
School of Leadership and Management	10,007	15,615	20,615	5,000
School of Prof and Area Studies	29,712	42,653	36,337	(6,316)
The Transition Center	901	937	937	0
Total	**112,083**	**168,732**	**171,967**	**3,235**

D&CP – FOREIGN SERVICE INSTITUTE

Staff by Post

(positions)

Foreign Service Institute (FSI)	FY 2009 Actual			FY 2010 Enacted			FY 2011 Request			Increase/ Decrease		
	Amer	FSN	Total	Amer	FSN	Total	Amer	FSN	Total	Amer	FSN	Total
Seoul Regional Language School, Korea	0	0	0	0	0	0	0	0	0	0	0	0
Taipei American Institute In Taiwan	2	0	2	2	2	4	5	0	5	3	(2)	1
Tunis Regional Language School, Tunisia	2	1	3	2	2	4	4	5	9	2	3	5
Yokohama Regional Language School, Japan	5	4	9	0	1	1	0	0	0	0	(1)	(1)
Total	**9**	**5**	**14**	**4**	**5**	**9**	**9**	**5**	**14**	**5**	**0**	**5**

Funds by Post

($ in thousands)

Foreign Service Institute	FY 2009 Actual	FY 2010 Enacted	FY 2011 Request	Increase / Decrease
Seoul Regional Language School, Korea	978	1,059	1,059	0
Taipei American Institute In Taiwan	5,911	6,717	6,717	0
Tunis Regional Language School, Tunisia	2,358	2,536	2,536	0
Yokohama Regional Language School, Japan	2,730	0	0	0
Total	**11,977**	**10,312**	**10,312**	**0**

Funds by Object Class

($ in thousands)

Foreign Service Institute	FY 2009 Actual	FY 2010 Enacted	FY 2011 Request	Increase / Decrease
1100 Personnel Compensation	62,801	69,116	67,015	(2,101)
1200 Personnel Benefits	18,590	20,918	26,605	5,687
2100 Travel & Trans of Persons	5,807	5,365	5,365	0
2300 Rents, Comm & Utilities	812	965	965	0
2400 Printing & Reproduction	816	970	970	0
2500 Other Services	37,128	78,018	77,667	(351)
2600 Supplies and Materials	1,788	2,125	2,125	0
3100 Personal Property	1,318	1,567	1,567	0
Total	**129,060**	**179,044**	**182,279**	**3,235**

This page intentionally left blank.

D&CP – BUREAU OF DEMOCRACY, HUMAN RIGHTS, AND LABOR

Resource Summary

($ in thousands)

Appropriations	FY 2009 Actual	FY 2010 Enacted	FY 2011 Request	Increase / Decrease
Positions	118	118	137	19
Funds	18,788	21,823	23,668	1,845

Program Description

As President Obama stated in his Inaugural Address: "America is a friend of each nation and every man, woman, and child who seeks a future of peace and dignity;" but to "those who cling to power through corruption and deceit and the silencing of dissent, know that you are on the wrong side of history, but that we will extend a hand if you are willing to unclench your fist." The Bureau of Democracy, Human Rights and Labor (DRL) has the leadership role in the Department of State in advancing democracy and human rights policy priorities around the globe through our diplomatic relationships with other governments at the bilateral and multilateral levels, and through our diplomatic and programmatic support for the work of reform-minded civil society elements overseas.

DRL leads US Government efforts to protect and promote universal human rights, including religious freedom, women's rights, labor rights and rights of persons with disabilities. The Bureau also plays a leading role in US Government efforts to combat all forms of intolerance, including anti-Semitism.

DRL will use multiple tools to monitor and address human rights abuses and to protect and strengthen human rights. These tools include bilateral and multilateral diplomacy, assistance programs, Congressionally-mandated reports, vetting of security forces, and reviewing asylum applications.

Human rights flourish best in representative democracies that have vibrant civil societies. DRL will advance and strengthen key democratic values (robust civil society, free and fair elections, accountable institutions of government). DRL will direct its diplomatic activities, foreign assistance grant programs and public diplomacy to support full respect for the freedoms of expression, peaceful assembly, and association that are essential to free and fair elections and democratic government. DRL also will assist countries in developing representative, accountable, transparent institutions of government, including independent judiciaries, to ensure that leaders who win democratic elections also govern democratically and are responsive to the will and needs of their people. DRL will continue to direct efforts toward building the capacity of civil society and supporting human rights defenders, including protecting and promoting free and independent media. DRL will continue to work to counter increasing threats to Internet freedom.

DRL advances freedom of religion as a universal right. DRL will work to expand religious freedom in the Countries of Particular Concern (CPCs), with specific attention to the CPCs showing greater willingness to engage. DRL will use the prospect of CPC designation to leverage systemic improvements in countries where violations are significant, and focus on countries that have strategic influence. DRL also will support interfaith efforts to promote tolerance and lay a sustainable foundation for religious freedom worldwide.

With respect to labor rights, DRL will continue to promote human rights in the private sector through interagency cooperation and outreach efforts with corporations, NGOs, and other governments. DRL will continue to combat worker exploitation, such as forced labor and child labor, through multi-stakeholder approaches, targeted technical assistance and direct approaches to foreign governments. DRL will defend freedom of association and strengthen independent worker organizations. DRL will work with companies and NGOs on effective supply-chain monitoring and create public-private partnerships that promote human rights and humane labor practices.

Congress has asked the Department of State, through DRL, to enhance its capacity to support democracy and good governance via the ADVANCE Democratic Values Act (ADVA) and other legislation that has required the Department to take a particular interest in human rights issues related to women, child soldiers, child marriage, media freedom, religious freedom, persons with disabilities, and sexual orientation. To complement its diplomatic efforts, DRL implements foreign assistance programs in countries where: serious human rights violations occur; democracy and human rights advocates are under pressure; governments are not democratic or in transition to democracy or established democratic governments are struggling; and popular demands for human rights and democracy are growing. DRL also trains a spotlight on and helps shape the US Government response to crackdowns on civil society worldwide and abuses of religious freedom and labor rights through annual public reports, Congressional testimony, UN presentations, and other outreach efforts.

The Department of State's annual reports, including the *Country Reports on Human Rights Practices*, *Advancing Freedom and Democracy Report*, and *International Religious Freedom Report,* bring global attention to human rights abuses. In coordination with other bureaus in the Department of State, DRL will vet all assistance and training to foreign security forces and screen potential recipients to ensure that gross violators of human rights do not receive U.S. Government assistance. DRL also will provide relevant human rights oversight to the asylum claim process.

At the multilateral level, DRL will focus US Government membership in the UN Human Rights Council (HRC) on addressing critical human rights situations and strengthening the human rights mechanisms of the Council, including Universal Periodic Review and Special Rapporteurs. DRL will seek to strengthen the human rights work of bodies such as the UN Third Committee, and regional institutions such as the Organization of American States, the African Union, the Association of South East Asian Nations, the Organization of the Islamic Conference, and the Organization for Security and Cooperation in Europe. DRL will play a leading role in the further enhancement and expansion of the Broader Middle East and North Africa initiative. DRL also will work to focus the Community of Democracies on making concrete differences in countries around the world

The Department's diplomatic and programmatic support has furthered reformed efforts underway within countries to strengthen civil society, the rule of law and accountable institutions of government. Not surprisingly, there has been resistance from authorities in power who feel threatened by the growing popular demands for greater personal and political freedom. In many countries, democratic governance remains weak and citizens have not felt the "dividend" in quality of life that democracy can bring.

The above trends confirm the continuing need for vigorous U.S. diplomacy at the bilateral and multilateral levels to act and speak out against human rights abuses, to support and defend those pressing within societies for reform, and to help establish and sustain democratic institutions of government and the rule of law. DRL is managing more than 275 grants around the world under the Democracy Fund and the Human Rights and Democracy Fund that total more than $425 million. DRL's reporting requirements on democracy and human rights continue to grow significantly.

Performance

The *Freedom in the World* survey evaluates individuals' ability to freely exercise their fundamental freedoms around the world. The survey, which is regarded as a key measure of global freedom, includes both analytical reports and numerical ratings of civil liberties for 193 countries and 15 select territories. Freedom House defines civil liberty as "freedoms of expression and belief, associational and organizational rights, rule of law, and personal autonomy without interference from the state."

STRATEGIC GOAL: GOVERNING JUSTLY AND DEMOCRATICALLY						
Strategic Priority	Rule of Law and Human Rights					
Bureau Goal	Human Rights are Protected, and Human Rights Abuses are Addressed Around the Globe					
Indicator	NEW INDICATOR: Progress in human rights as measured by total percentage of non-democratic countries and countries undergoing democratic transitions that improved by at least one point from the prior year according Civil Liberty dimension of Freedom House's Freedom in the World ratings.					
FY 2006 Result	FY 2007 Result	FY 2008 Result	FY 2009 Result	FY 2009 Target	FY 2010 Target	FY 2011 Target
N/A New Indicator, No Rating	4.1 percent [Baseline] New Indicator, No Rating	11.5 percent ◁▷ Improved But Not Met	Data available in June 2010 Data Not Yet Available, No Rating	10 percent	12.5 percent	15 percent
Impact	Rating and result not available to determine impact.					
Methodology	Statistic derived from the Civil Liberties Section of Freedom House's Freedom in the World survey. Each country is assigned a civil liberties rating from 1 to 7 based on 4 dimensions: freedom of expression and belief, associational and organizational rights, rule of law, and personal autonomy and individual rights.					
Data Source and Quality	Freedom House administers the survey and report. The 40 analysts and 17 senior-level academic advisers, involved in the research and rating process, use a broad range of sources of information, including foreign and domestic news reports, academic analyses, NGOs, think tanks, individual professional contacts, and regional visits. A team of regional experts and scholars analyze and determine the survey findings. While there is an element of inherent subjectivity, the process emphasizes intellectual rigor and balanced judgments.					

The *Freedom of the Press* survey, which provides analytical reports and numerical ratings for 196 countries and territories, is considered to be one of the few objective indicators of press freedom around the world. The findings are widely used by governments, international organizations, academics, and the news media in many countries.

STRATEGIC GOAL: GOVERNING JUSTLY AND DEMOCRATICALLY						
Strategic Priority	Civil Society					
Bureau Goal	Democratic Principles are Adopted or Strengthened in Nondemocratic and Transitioning Countries					
Indicator	NEW INDICATOR: Progress in the development of free media as measured by total percentage of non-democratic countries and countries undergoing democratic transitions that improved by at least one point from the prior year according to Freedom House's Freedom of the Press ratings.					
FY 2006 Result	FY 2007 Result	FY 2008 Result	FY 2009 Result	FY 2009 Target	FY 2010 Target	FY 2011 Target
N/A New Indicator, No Rating	N/A New Indicator, No Rating	19 percent [Baseline] ◁▷ Improved But Not Met	Data available in June 2010 Data Not Yet Available, No Rating	20 percent	25 percent	30 percent
Impact	Rating and result not available to determine impact.					

Methodology	The level of press freedom in each country currently includes 23 methodology questions and 109 indicators divided into three broad categories: the legal environment, the political environment, and the economic environment. For each methodology question, a lower number of points is allotted for a more free situation, while a higher number of points is allotted for a less free environment.
Data Source and Quality	Freedom House conducts the survey. The data source includes information gathered from professional contacts in various countries, the findings of human rights and press freedom organizations, specialists in geographic and geopolitical areas, the reports of governments and multilateral bodies, and a variety of domestic and international news media. A team of regional experts and scholars analyze and determine the survey findings. While there is an element of inherent subjectivity, the process emphasizes intellectual rigor and balanced judgments.

The *Freedom in the World* survey, produced by Freedom House, provides a comparative assessment of global political rights and liberties and is considered one of the most highly regarded measures of global freedom. The survey includes both analytical reports and numerical ratings of political rights for 193 countries and 15 select territories. Freedom House defines political rights as people's ability "to participate freely in the political process, including the right to vote freely for distinct alternatives in legitimate elections, compete for public office, join political parties and organizations, and elect representatives who have a decisive impact on public policies and are accountable to the electorate."

STRATEGIC GOAL: GOVERNING JUSTLY AND DEMOCRATICALLY						
Strategic Priority	Political Competition and Consensus-Building					
Bureau Goal	Indicator is a department level measure and was developed outside of bureau strategic planning process					
Indicator	NEW INDICATOR: Progress in political rights as measured by the percentage of non-democratic countries and countries undergoing democratic transitions that improved by at least one point from the prior year according to the Political Rights dimension of Freedom House's Freedom of the World ratings.					
FY 2006 Result	FY 2007 Result	FY 2008 Result	FY 2009 Result	FY 2009 Target	FY 2010 Target	FY 2011 Target
N/A New Indicator, No Rating	5.7% improve, 11.4% worsen [Baseline] New Indicator, No Rating	7.6% improve, 7.6% worsen New Indicator, No Rating	Data Available June 2010 Data Not Yet Available, No Rating	8 percent	10 percent	12 percent
Impact	Ratings and result not available to determine impact.					
Methodology	The methodology of the survey is grounded in basic standards of political rights, derived largely from the Universal Declaration of Human Rights. Each country and territory is assigned a rating (from 1 to 7) for political rights. Political rights is rated along 3 dimensions: electoral process, political pluralism and participation, and functioning of government.					
Data Source and Quality	Freedom House administers the survey and report. The 40 analysts and 17 senior-level academic advisers, involved in the research and rating process, use a broad range of sources of information, including foreign and domestic news reports, academic analyses, NGOs, think tanks, individual professional contacts, and regional visits. A team of regional experts and scholars analyze and determine the survey findings. While there is an element of inherent subjectivity, the process emphasizes intellectual rigor and balanced judgments.					

The Worldwide Governance Indicators (WGI) is produced by the Brookings Institution, World Bank Development Economics Research Group and World Bank Institute. The WGI is one of the most widely used indices for measuring government accountability and transparency because it compiles data from multiple, independent sources. The WGI is a valuable tool for assessing cross-country

differences and changes in country performance over time across six dimensions of governance: 1) Voice and Accountability; 2) Political Stability and Absence of Violence; 3) Government Effectiveness; 4) Regulatory Quality; 5) Rule of Law; and 6) Control of Corruption.

STRATEGIC GOAL: GOVERNING JUSTLY AND DEMOCRATICALLY						
Strategic Priority	Good Governance					
Bureau Goal	Indicator is a department level measure and was developed outside of bureau strategic planning process					
Indicator	NEW INDICATOR: Progress on implementing good governance reforms as measured by the percentage of non-democratic countries and countries undergoing democratic transitions that improved by at least 0.1 points from the prior year according to average ratings from the World Bank Governance indicators.					
FY 2006 Result	FY 2007 Result	FY 2008 Result	FY 2009 Result	FY 2009 Target	FY 2010 Target	FY 2011 Target
N/A New Indicator, No Rating	6.5 percent [Baseline] New Indicator, No Rating	10.2 percent New Indicator, No Rating	Data Available June 2010 Data Not Yet Available, No Rating	[Baseline Year]	12 percent	15 percent
Impact	Ratings and result not available to determine impact.					
Methodology	The indicator measures governance along 6 dimensions: voice and accountability, political stability, government effectiveness, regulatory quality, rule of law, and control of corruption. The findings are aggregated over 30 different data sets.					
Data Source and Quality	WGI reports over the period 1996 - 2008. http://info.worldbank.org/governance/wgi/index.asp. The indicators are drawn from over 30 separate data sets maintained by over 30 different organizations worldwide. The comprehensive nature of aggregating across multiple indices ensures higher validity in measuring governance across the globe, although the World Bank is open about limitations to its measure.					

Justification of Request

The Department's FY 2011 request of $23.668 million for the Bureau of Democracy Human Rights and Labor includes increases to maintain current services and support a number of key initiatives. An increase of $222,000 for statutory pay raises, domestic and overseas inflation, and step increases maintains the FY 2010 level of activity.

Leahy Vetting and Human Rights Council: $1,623,000 including 19 Positions

DRL requests $1.623 million for an increase of 19 new domestic American positions, over a base of 118 domestic, 4 Public Diplomacy positions, and $21.823 million. All 19 positions composed of 18 Civil Service and 1 Foreign Service Officer, will be utilized to supplement staff in the Policy Formulation sections of the bureau.

As the lead bureau in the Department of State focused on democracy and human rights policy, DRL champions human rights and advances and defends democratic principles through diplomacy, foreign assistance programs, and annual reports. Congress, on both sides of the aisle, has recognized the unique and exceptional role DRL plays. Per the requirements of the Leahy Amendment, to ensure that security forces who violate human rights do not benefit from US Government assistance from the Department of State and training from the Department of Defense, DRL vets several thousand requests per year and may easily receive more than 5,000 names to vet with any single request. At the

multilateral level, DRL actively contributes to US Government engagement as mandated by ADVANCE Democratic Values Act (ADVA).

The United States has the obligation to produce separate periodic written reports in compliance with five UN human rights treaties. In addition, the new UN Human Rights Council's (HRC) Universal Periodic Review process requires all UN member states to write, present, and defend before the HRC written reports on their compliance with their human rights obligations. The new Administration has made U.S. engagement in the UPR a priority. In the past five years, through a system of hiring experts in international law as contractors dedicated to working through an extensive interagency process to write these lengthy reports, the United States went from violating its treaty reporting obligations to fully implementing them. DRL must have additional resources to maintain this system. Each report takes more than a year to write; there are four reports due (three are treaty obligations and the UPR report) in 2010 and two due in 2011. These positions further support the Department in answering written questions on the reports from the relevant UN human rights treaty monitoring bodies and in helping large, Assistant Secretary-level interagency delegations present and defend these reports before those UN bodies.

Resource Summary

	Positions				Funds ($ in thousands)		
	American			Pos	Bureau	American	Funds
	Domestic	Overseas	FSN	Total	Managed	Salaries	Total
FY 2009 Actual	116	2	0	118	5,255	13,533	18,788
FY 2010 Estimate	116	2	0	118	8,276	13,547	21,823
FY 2011 Built-in Changes							
Annualization of FY 2010 COLA Salaries	0	0	0	0	8	59	67
Domestic Inflation	0	0	0	0	46	0	46
FY 2011 American COLA	0	0	0	0	31	72	103
Annualization of FY 2010 COLA	0	0	0	0	0	1	1
FY 2011 American COLA	0	0	0	0	0	5	5
Total Built-in Changes	0	0	0	0	85	137	222
FY 2011 Current Services	116	2	0	118	8,361	13,684	22,045
FY 2011 Program Changes							
New FTE Request	18	1	0	19	0	1,623	1,623
Total Program Changes	18	1	0	19	0	1,623	1,623
FY 2011 Request	134	3	0	137	8,361	15,307	23,668

D&CP – BUREAU OF DEMOCRACY, HUMAN RIGHTS, AND LABOR

Staff by Program Activity
(positions)

Bureau of Democracy, Human Rights, and Labor	FY 2009 Actual	FY 2010 Enacted	FY 2011 Request	Increase / Decrease
Conduct of Diplomatic Relations	84	84	107	23
Policy Formulation	30	30	26	(4)
Public Diplomacy	4	4	4	0
Total	**118**	**118**	**137**	**19**

Funds by Program Activity
($ in thousands)

Bureau of Democracy, Human Rights, and Labor	FY 2009 Actual	FY 2010 Enacted	FY 2011 Request	Increase / Decrease
Conduct of Diplomatic Relations	13,421	18,985	21,451	2,466
Policy Formulation	4,864	2,318	1,691	(627)
Public Diplomacy	503	520	526	6
Total	**18,788**	**21,823**	**23,668**	**1,845**

Program Activities

	Positions				Funds ($ in thousands)		
	American			Pos	Bureau	American	Funds
Department Of State	Domestic	Overseas	FSN	Total	Managed	Salaries	Total
Conduct of Diplomatic Relations	**104**	**3**	**0**	**107**	**6,652**	**14,799**	**21,451**
Department Direction	0	0	0	0	6,652	0	6,652
Political Affairs	0	0	0	0	0	14,799	14,799
Public Diplomacy - Program Costs	104	3	0	107	0	0	0
Policy Formulation	**26**	**0**	**0**	**26**	**1,691**	**0**	**1,691**
Department Direction	26	0	0	26	0	0	0
Political Affairs	0	0	0	0	1,691	0	1,691
Public Diplomacy	**4**	**0**	**0**	**4**	**18**	**508**	**526**
Public Diplomacy - Program Costs	0	0	0	0	18	0	18
Total	**134**	**3**	**0**	**137**	**8,361**	**15,307**	**23,668**

D&CP – BUREAU OF DEMOCRACY, HUMAN RIGHTS, AND LABOR

Staff by Domestic Organization Unit

(positions)

Bureau of Democracy, Human Rights, and Labor	FY 2009 Actual	FY 2010 Enacted	FY 2011 Request	Increase / Decrease
Office of Africa and Europe Affairs	18	18	16	(2)
Office of Asia and Western Hemisphere	12	12	11	(1)
Office of International Labor Affairs	9	9	9	0
Office of International Religious Freedom	15	15	16	1
Office of Multilateral and Global Affairs	13	13	12	(1)
Office of Near East Asia and South Central Asia	17	17	20	3
Office of Strategic and External Affairs	4	4	4	0
Office of the Assistant Secretary	30	30	49	19
Total	**118**	**118**	**137**	**19**

Funds by Domestic Organization Unit

($ in thousands)

Bureau of Democracy, Human Rights, and Labor	FY 2009 Actual	FY 2010 Enacted	FY 2011 Request	Increase / Decrease
Deputy Assistant Secretary	4,796	0	0	0
Office of Africa and Europe Affairs	2,889	3,276	2,949	(327)
Office of Asia and Western Hemisphere	1,940	2,170	2,047	(123)
Office of International Labor Affairs	421	0	1,003	1,003
Office of International Labor and Corporate Social Responsibility	1,030	867	871	4
Office of International Religious Freedom	2,407	2,569	2,559	(10)
Office of Multilateral and Global Affairs	2,090	3,669	2,211	(1,458)
Office of Near East Asia and South Central Asia	2,712	2,904	4,150	1,246
Office of Strategic and External Affairs	503	520	526	6
Office of the Assistant Secretary	0	5,848	7,352	1,504
Total	**18,788**	**21,823**	**23,668**	**1,845**

D&CP – BUREAU OF DEMOCRACY, HUMAN RIGHTS, AND LABOR

Funds by Object Class

($ in thousands)

Bureau of Democracy, Human Rights, and Labor	FY 2009 Actual	FY 2010 Enacted	FY 2011 Request	Increase / Decrease
1100 Personnel Compensation	9,365	11,205	12,685	1,480
1200 Personnel Benefits	5,184	4,350	4,984	634
2100 Travel & Trans of Persons	1,460	1,571	1,724	153
2300 Rents, Comm & Utilities	127	361	396	35
2400 Printing & Reproduction	137	230	252	22
2500 Other Services	2,436	3,369	3,432	63
2600 Supplies and Materials	49	671	122	(549)
3100 Personal Property	30	66	73	7
Total	**18,788**	**21,823**	**23,668**	**1,845**

This page intentionally left blank.

D&CP – BUREAU OF ADMINISTRATION

Resource Summary

($ in thousands)

Appropriations	FY 2009 Actual	FY 2010 Enacted	FY 2011 Request	Increase / Decrease
Positions	610	629	635	6
Funds	407,966	466,535	494,276	27,741

Program Description

The Bureau of Administration (A) provides effective global support for foreign affairs. With partners and customers at every diplomatic post and in every agency represented overseas, A Bureau provides leadership in management operations within the Department and interagency arena.

A Bureau manages the Department's global supply chain – including transportation, the pouch and mail, and major acquisitions – from offices in several U.S. and foreign cities. The Bureau provides a wide range of administrative and facilities services for the Department's domestic offices, including transforming the Harry S Truman (HST) building from its 1930s and 1960s origins to a modern, energy efficient headquarters. A Bureau provides the platform for domestic emergency management planning and preparedness, strengthening employee awareness, and training and exercising the Department's Mission Critical Team. A Bureau is the Department's information-content manager; the Bureau provides essential services to U.S. Government agencies, overseas posts, and the public, including on-line information sources. The overseas schools program provides financial support and guidance to over 196 international schools that benefit government employees and their family members and promote American values. The Bureau establishes allowance and differential rates for government employees in a timely and consistent manner and provides oversight for commissary and recreation associations at 135 overseas posts. The Bureau supports the President, Vice President, and Secretary directly through its language services and Presidential travel support programs.

In FY2011, the Bureau's highest priorities will be to continue improving customer service and business practices; provide modern, well-maintained facilities for the Department's domestic workforce; and provide responsive information sharing programs to the Department's employees, other agencies and the public, while safeguarding Personally Identifiable Information (PII) and classified information. The Bureau remains committed to improving the Department's domestic emergency management; providing support to posts; using Commercial Services Management principles to enhance efficiency of the Department's operations; and advocating for the use of U.S. small businesses in the Department's acquisition process.

Customer Service and Business Efficiencies

A Bureau will continue to transform its domestic procurement operation into a high-quality transparent and customer-focused process that aligns resources to accomplish the Department's priorities. The Bureau uses strategic sourcing and multi-sector workforce analysis so the Department can make more efficient and effective business decisions to acquire commodities and services and to structure the Department's workforce. The Bureau also plans to increase grants management training for, and oversight of, the Department's federal assistance programs.

Domestic Facilities Modernization and Management

The A Bureau manages the Department's 8.3 million square feet of office space in 121 locations across the United States, with the objective of creating and sustaining energy efficient, sustainable, secure, safe and functional workplaces. In Washington, D.C., the Bureau's challenge is to consolidate dispersed office space into the Foggy Bottom area, a goal driven by the Foreign Affairs Reform and

Restructuring Act of 1998 and outlined in the Department of State Domestic Real Estate Plan for the Foreign Affairs Reorganization. This effort's centerpiece is the multi-year modernization of office and special purpose space in the HST building; it also includes acquisition and renovation of nearby facilities. In addition, the Bureau will renovate Blair House, the President's guest house, to replace aging infrastructure and provide upgraded security, telecommunications, and other modern features. These acquisition and modernization projects are consistent with energy efficiency and environmental sustainability guidance included in Executive Order 13423 and the Energy Independence and Security Act (EISA). The Bureau also plans to acquire land to create a second International Chancery Center in Washington, D.C., which will provide a suitable location for placement of embassies and facilitate foreign relations.

Information Services

The Bureau will continue to leverage technology platforms to improve records management, regulatory capabilities, and publishing services. It is creating tighter controls and safeguards for Personally Identifiable Information (PII) and has established the means to review, evaluate, and properly dispose of records that will be produced under the Department's new "State Messaging and Archive Retrieval Toolset" system. The Bureau strives continually to improve transparency in government, responding to annual growth rates of Freedom of Information Act and Privacy Act requests and maintaining an active declassification program.

Domestic Emergency Management Program

The Bureau is working to ensure maximum mission assurance preparedness for the Department's Continuity of Operations (COOP), Continuity of Government (COG), and Enduring Constitutional Government programs in the event of a domestic emergency. Important elements of the plan include effective incident management; business continuity management; employee preparedness; infrastructure protection preparedness; diplomatic contingency planning through training and exercising; and adequate work space, technical equipment, and accommodations at an alternate site.

Performance

The HST modernization project is the primary component of the Foggy Bottom Modernization/Consolidation plan and was established in partnership with the General Services Administration. This effort was born of necessity, given the age of the building's two components (built in 1939 and 1960, respectively) and the growing deficiencies and complexities associated with its electrical, heating, ventilation, air conditioning and related infrastructure requirements. The project is essential to the Department's ability to provide a secure, safe and functional facility so that the Department's Headquarters personnel can perform their mission.

STRATEGIC GOAL: STRENGTHENING CONSULAR AND MANAGEMENT CAPABILITIES			
Strategic Priority	Facilities		
Bureau Goal	Department's domestic facilities are energy efficient, sustainable, secure, safe and functional		
Indicator	Key milestones for the modernization of the Harry S Truman Building.		
RATINGS TREND			
FY 2006	**FY 2007**	**FY 2008**	**FY 2009**
◁▷ Improved But Not Met	◄► On Target	◄► On Target	◄► On Target
TARGETS AND RESULTS			

FY 2011 Target	• Complete 75% Phase 1B Bid Package #3/4 for tenant build-out and cafeteria construction • Complete Perimeter Security Improvements design for C & D Streets • Complete the Phase 1C Shell/Core design
FY 2010 Target	• Complete Phase 1B Bid Package #2 installation of blast resistant windows. • Complete 15 percent of Phase 1B Bid Package #3/4 for tenant build-out construction and cafeteria. • Complete 65 percent of Perimeter Security Improvements design and Final Environmental Assessment for C & D Streets. • Initiate design of Phase 1C Renovation.
FY 2009 Target	• Complete Phase 1B Bid Package #1 Demolition/Abatement. • Start Phase 1B Bid Package #2 installation of blast resistant windows. • Complete design of Bid Package #3/4 for tenant build-out construction. • Complete Draft Environmental Assessment for Perimeter Security Improvements to C and D Streets.
FY 2009 Rating and Result	**Rating: On Target** • Phase 1B Bid Package #1 Demolition/Abatement completed. • Phase 1B Bid Package #2 installation of blast resistant windows is 58 percent complete. • Design of Bid Package #3/4 for tenant build-out construction was completed October 19, 2009 and is being reviewed. • Draft Environmental Assessment for Perimeter Security Improvements to C and D Street completed.
Impact	The multi-phased Harry S Truman Building modernization project is the cornerstone of the Department's master plan to modernize facilities in the Foggy Bottom area of Washington, D.C. This is a key component of the Department's strategic priority "Facilities" to provide modern, safe and functional facilities for its domestic workforce and its operational requirements.
FY 2008 Rating and Result	**Rating: On Target** • Phase IB Bid Package #1 Demolition/Abatement is at 78% completion. • The design for Phase IB Bid Package #2 Wall Hardening and Blast Resistant Windows was completed in July 2008. • The conceptual design for the 22nd Street Perimeter Security Improvements has been completed and forwarded to the District of Columbia and neighboring agencies to resume the design of the project.
FY 2007 Rating and Result	**Rating: On Target** • Phase 1B Architect/Engineer contract was awarded, security clearances received and design started April 10, 2007. • 35 percent design for Phase I and II Perimeter Security Improvements completed. • Nuclear Risk Reduction Center (NRRC) renovation completed and occupied in Spring 2007. • Phase 1B Demolition documents completed, Housing Plan and Space Planning started.
FY 2006 Rating and Result	**Rating: Below Target** • Phase 1A renovation ("Old State") completed, including blast resistant window installation and lobby security improvements, and building occupied. • Architect/Engineer for Phase 1B selected. • Contract for Phase 1 and II Perimeter Security Improvements awarded and design started. • NRRC swing space renovated and construction started.
VERIFICATION AND VALIDATION	
Methodology	Performance results are determined by reviews and updates during regular design progress meetings, weekly construction progress meetings, weekly project tracking meetings and weekly activity reports. These are supplemented by inspection reports for construction in place, which serve as justification for progress payment review and approval.
Data Source and Quality	The General Services Administration provides progress and weekly activity reports, construction and occupancy schedules, progress meeting minutes, management plans, and completed activities. The reports provide accurate information with a high degree of confidence and reliability. The Data Quality Assessment revealed no significant data limitations.

This indicator will assist the Department in managing the space utilization and cost of the Department's increasing domestic real estate assets. The ratio of change between cost per seat and rent provides a measurable unit that directly incorporates a combination of other measures, such as space utilization, that are presently being used in the acquisition, design and build-out of space. Due to the overwhelming percentage of Department space within the Washington Metropolitan Area (WMA), and because office space is the predominant usage type, this indicator only applies to office space in the WMA.

STRATEGIC GOAL: STRENGTHENING CONSULAR AND MANAGEMENT CAPABILITIES						
Strategic Priority	Facilities					
Bureau Goal	Department's domestic facilities are energy efficient, sustainable, secure, safe and functional					
Indicator	NEW INDICATOR: Ratio of Change between Cost/Seat and Rent, expressed as a factor.					
FY 2006 Result	FY 2007 Result	FY 2008 Result	FY 2009 Result	FY 2009 Target	FY 2010 Target	FY 2011 Target
New Indicator, No Rating	New Indicator, No Rating	New Indicator, No Rating	Data available in 2010 New Indicator, No Rating	New Indicator	1 (or less)	1 (or less)
Impact	Use of this indicator will validate and support the Department's facilities management goals and activities related to consolidation and collocation of functions in the Foggy Bottom area, and improving and modernizing DOS facilities efficiently. It supports the Department's strategic priority "Facilities."					
Methodology	This factor compares the rate of change in cost/seat to the rate of change in rent. "Seats" are the number of offices and workstations; "rent" includes operating costs. The annual percentages of change are expressed as a ratio of cost/seat to rent. A factor of 1 means the cost/seat rises at the same rate as rent. A factor less than or equal to 1 means the Department manages space efficiently by controlling costs and increasing utilization rates.					
Data Source and Quality	Initial data was developed by GSA's comprehensive Strategic Portfolio Housing Plan for DOS in 2008. That data can be updated and validated using existing tools and resources. There are no significant data limitations.					

The Bureau of Administration is developing and implementing policies and initiatives that will reduce the State Department's environmental footprint and cut costs of operating domestic buildings, in support of the Secretary's Greening Diplomacy Initiative. The Bureau is also partnering with the General Services Administration (GSA) to provide improved workspace for staff by leasing space in "Leadership in Energy and Environmental Design" (LEED) Silver (or equivalent) certified buildings. The Bureau of Administration uses Environmental Protection Agency (EPA) and Department of Energy (DOE) guidelines and criteria in benchmarking performance of environmental sustainability and energy conservation initiatives.

D&CP – BUREAU OF ADMINISTRATION

STRATEGIC GOAL: STRENGTHENING CONSULAR AND MANAGEMENT CAPABILITIES				
Strategic Priority	Facilities			
Bureau Goal	Department's domestic facilities are energy efficient, sustainable, secure, safe and functional			
Indicator	NEW INDICATOR: Status of Domestic Facility Greening at the Department of State.			
RATINGS TREND				
FY 2006	**FY 2007**	**FY 2008**	**FY 2009**	
New Indicator, No Rating	New Indicator, No Rating	New Indicator, No Rating	New Indicator, No Rating	
TARGETS AND RESULTS				
FY 2011 Target	• New leases will utilize the General Services Administration (GSA) "green" lease, providing space in LEED-Silver (or equivalent) buildings and equipment meeting Energy Star standards (or equivalent), where applicable. • All building renovations exceeding 5,000 sq. ft will be consistent with LEED-New Construction (NC) or –Commercial Interior (CI) Silver, (or equivalent) certification or better. • Thirty percent of owned/delegated buildings will be LEED-Existing Building (EB) or "Green Buildings Initiative" (GBI) certified.			
FY 2010 Target	• Newly acquired leases should provide buildings that are LEED-Silver certified, consistent with existing GSA leasing guidelines. • Building renovations exceeding $1 million will be consistent with LEED-NC or -CI Silver certification or better. • Fifteen percent of existing owned/delegated facilities will be LEED-EB or GBI certified.			
FY 2009 Target	Baseline Year			
FY 2009 Rating and Result	**Rating: New Indicator, No Rating** All major renovations initiated in FY 2009 were designed to LEED-NC Silver expectation (i.e., Buildings 644 and 84 at the Charleston Regional Center, and the National Passport Center (NPC-2) addition in Portsmouth, NH. The design requirements for FAST-C and ESOC-West (ARRA initiatives) met LEED-NC Silver requirements. "GBI-Green Globes (2)", the equivalent to LEED-Silver certification, was awarded to the National Visa Center (NVC) in Portsmouth, NH in March, 2009. Similar certifications were initiated for the Beltsville Information Management Center and SA-1. Additionally, NVC received the Silver Energy Star certification in April, 2009.			
Impact	Successful "green" initiatives for domestic buildings will reduce the Department's environmental impact, save energy and control operating costs. This effort is a component of the Department's strategic priority "Facilities" to provide modern, safe and functional facilities for its domestic workforce and its operational requirements.			
FY 2008 Rating and Result	**Rating: New Indicator, No Rating** N/A			
FY 2007 Rating and Result	**Rating: New Indicator, No Rating** N/A			
FY 2006 Rating and Result	**Rating: New Indicator, No Rating** N/A			
VERIFICATION AND VALIDATION				
Methodology	The Bureau developed a "basis of design" (BOD) for the three major FY 2009 renovations, and included LEED-NC Silver requirements in the language. Final LEED certifications for these three projects will be confirmed after construction is completed (est. FY 2011).			
Data Source and Quality	NVC received GBI-GG and Energy Star certifications from external, independent 3rd party evaluators using protocols sanctioned by EPA and DOE. The Data Quality Assessment revealed no significant data limitations.			

D&CP – BUREAU OF ADMINISTRATION

The Bureau of Administration manages the development and deployment of the Integrated Logistics Management System (ILMS), the enterprise-wide logistics system that is the backbone of the Department's logistics infrastructure. ILMS streamlines and modernizes supply chain operations and fully integrates procurement and logistics with financial management. When completely implemented, ILMS will provide an enhanced logistics information and e-business platform for Department customers, stakeholders, and partners.

STRATEGIC GOAL: STRENGTHENING CONSULAR AND MANAGEMENT CAPABILITIES						
Strategic Priority	Administrative Services					
Bureau Goal	Indicator is a department level measure and was developed outside of bureau strategic planning process					
Indicator	NEW INDICATOR: Cumulative variance from planned cost and schedule for the Integrated Logistics Management System					
FY 2006 Result	FY 2007 Result	FY 2008 Result	FY 2009 Result	FY 2009 Target	FY 2010 Target	FY 2011 Target
N/A New Indicator, No Rating	N/A New Indicator, No Rating	N/A New Indicator, No Rating	-0.25%; -0.80% [Baseline] New Indicator, No Rating	Baseline Year	Both less than +/- 5%	Both less than +/- 5%
Impact	ILMS is the backbone of the Department's logistics infrastructure, providing worldwide, state-of-the-art supply chain management tools for the requisition, procurement, distribution, transportation, receipt, asset management, diplomatic pouch and mail, and tracking of goods and services. ILMS supports the Department's strategic priority "Administrative Services."					
Methodology	The project rating is calculated based on the cumulative variance from planned cost and schedule values for the overall project. These values are reported in the ILMS OMB Exhibit 300 submitted by the Department.					
Data Source and Quality	The rating is based on the actual cost and schedule data captured in the Department's Electronic Capital Planning and Investment Control system (eCPIC). The eCPIC tool is used to generate the ILMS Exhibit 300 submitted by the Department to the OMB. The eCPIC system is compliant with the criteria in ANSI/EIA Standard 748 for earned value management systems. The Data Quality Assessment revealed no significant data limitations.					

Justification of Request

The Department's FY2011 request of $494.276 million for the Bureau of Administration includes an increase of $15.725 million for current services to maintain the FY 2010 level of activity. Also included is an increase of $12.016 million and six positions, above the FY 2010 base of $466.535 million and 629 existing positions is required to allow the A Bureau to improve internal controls, management of assets, and consolidation of Departmental space including increased funding for Blair House renovations and the International Chancery Center II. The FY 2011 request includes the following program changes:

Office of Allowances: $56,000 including 1 position

The Secretary of State is directed by Executive Order 10903 to manage the overseas allowances and differentials program (Title 5, United States Code, Sections 5921 – 5928) for all U.S. Government citizen civilian employees abroad, regardless of agency. The Secretary is also directed by Executive Order to manage the Foreign Area Per Diem program for official travelers. In the spring of 2009, the Department lost four reimbursable positions previously paid by the Department of the Army. In FY 2009, this program was supported by 15 positions. With the development of information technology-

based systems with which the Department now performs analyses and publishes results, additional effort expended solely for the benefit of the Department of Defense is minimal. This request provides for one additional position to fulfill its statutory obligations and those to the interagency community.

Global Information Services/Records Management and Archives Management/SMART: $50,000 including 1 position

The Department requests funding to support ongoing programs directed at achieving the goals of information availability, compliance with President Obama's memorandum on "Openness and Transparency in Government" and E-Government initiatives, and meeting the Department's critical information objectives. This program was supported by one position in FY 2009 with an estimated additional $546,000 in FY 2010. This request provides for one position to improve internal controls and management of assets to facilitate the Department's compliance with applicable statutory requirements.

Renovations and General Maintenance Properties: $1,735,000 including 1 Position

The Department requests funds to upgrade its facilities and facilities related equipment to provide energy efficient, sustainable, secure, safe, and functional domestic office space for the Department's employees. These initiatives were supported by three existing positions and $2.8 million in FY 2009 funding with an estimated additional one position and $558,000 in FY 2010. The requested increase will allow the Department to provide for the operation and maintenance of an additional 500,000 square feet of occupied space added to the Department's real estate portfolio; pay utility rate increases; pay the Department's share of Information Technology and Security costs for State Annex-2 located at 515 22nd Street NW, Washington, DC, which will augment the building owner's $8 million investment in life safety systems and air conditioning; initiate aggressive programs to conserve energy and expand environmental sustainability programs throughout the Department's 8.3 million square feet of domestic real estate; and enhance critical conference spaces and studios to improve venues for international diplomatic gatherings and conferences.

Major Renovation at Blair House: $2,000,000

The Blair House complex hosts foreign Heads of State during State visits and is considered a Level-5 facility (highest priority for vulnerability protection). The General Services Administration (GSA) will initiate a major renovation of Blair House in FY 2012. GSA will focus on replacing the aging infrastructure in the building and associated exterior facades. The Department will be required to provide tenant build-out/replacement/refurbishing of the historic fabric of the building, to include other tenant improvements, such as telecommunications cabling. The Department spent $250,000 in FY 2009 and anticipates spending $1.940 million in FY 2010 to continue limited improvements to the building infrastructure while GSA proceeds with the larger effort. Resources requested are to begin the design for this major renovation process and arrange for the decommissioning and storage of the historic furniture and furnishings in the Blair House complex. This is necessary to preserve and protect historic features of the structure (special wall coverings, trim work and other unique characteristics). In FY 2012, $12 million will be required to initiate restoration of the historic interiors, for which the Department is responsible. Additional funding will be required in FY 2013 and FY 2014 as the restoration of the infrastructure nears completion.

Second International Chancery Center (ICC2) and Potomac Annex (Navy Hill): $4,935,000

The 2005 Base Realignment and Closure (BRAC) legislation allows the Department to acquire BRAC properties. Obtaining BRAC properties allows the Department to own and operate facilities to support its mission and facilitate foreign relations. The Department plan to obtain the Walter Reed Army Medical Center (WRAMC) to accommodate embassies in Washington, D.C., thereby facilitating reciprocal action by other governments for accommodating placement of U.S. embassies overseas and improving foreign relations. In addition, the Department plans to acquire the Potomac Annex (Navy

Hill) properties in an effort to fulfill the Department's space requirement. The requested funds above FY 2010 base of $18.213 million will be used to begin the design and preliminary construction and remaining site acquisition costs for these projects.

Establishment of New Fleet Policy Office: $125,000 including 1 position

The Department requests funds to create a new fleet policy office to improve the management, efficiency and effectiveness of the Department's worldwide vehicle fleet valued of $500 million by centralizing policy within one office. This consolidation is in keeping with P.L. 99-272 (1985), GAO finding (2004 report), formal third-party study recommendation (2006), and industry best practices as identified by GSA in its annual Policy Review Initiative (2008). This new office will assume the lead-role in creating internal fleet policy. It will also institute a Fleet Management Information System (FMIS) and a Vehicle Allocation Model (VAM); these are required by Federal Management Regulation. This office will also oversee all "green fleet" mandates contained in regulations and Executive Orders and will submit all related external fleet reports to Congress, OMB, GSA, DOE and EPA. The request provides for one position to assist A Bureau in improving its management efficiency and effectiveness of the worldwide Department vehicle fleet program.

Grants Management Program Initiative: $94,000 including 2 Positions

The Bureau Federal Assistance Division is responsible for strengthening grants policy, training, tracking and oversight based GAO, OIG and other report findings to enforce the Federal Funding Accountability and Transparency Act. This program was supported by two positions in FY 2009 with an estimated additional one position and $313,000 in FY 2010. The Department will implement a grants management plan by developing and presenting grants training both on-line and regionally, performing grants management reviews of assistance programs, and providing oversight and guidance to a world-wide cadre of personnel who implement federal assistance programs. This request provides for two additional positions to improve grants oversight and evaluation, and training program initiatives.

Acquisition Improvement Initiative: $3,020,745

The FY 2011 Request provides for $3.021 million for the Acquisition Improvement Initiative to increase the Department's acquisition workforce capacity and capabilities. Funding was requested in General Provisions Section 7059 in the President's Budget.

Resource Summary

	Positions				Funds ($ in thousands)		
	American			Pos	Bureau	American	Funds
	Domestic	Overseas	FSN	Total	Managed	Salaries	Total
FY 2009 Actual	609	1	0	610	339,480	68,486	407,966
FY 2010 Estimate	628	1	0	629	397,533	69,002	466,535
FY 2011 Built-in Changes							
Annualization of FY 2010 COLA	0	0	0	0	320	302	622
Domestic Inflation	0	0	0	0	3,987	0	3,987
FY 2011 American COLA	0	0	0	0	1,280	371	1,651
GSA Rents	0	0	0	0	9,465	0	9,465
Total Built-in Changes	0	0	0	0	15,052	673	15,725

D&CP – BUREAU OF ADMINISTRATION

	Positions				Funds ($ in thousands)		
	American			Pos	Bureau	American	Funds
	Domestic	Overseas	FSN	Total	Managed	Salaries	Total
FY 2011 Current Services	628	1	0	629	412,585	69,675	482,260
FY 2011 Program Changes							
Acquisition Improvement Initiative	0	0	0	0	3,021	0	3,021
Office of Allowances	1	0	0	1	0	56	56
Grants Management Program Initiative	2	0	0	2	0	94	94
Establishment of New Fleet Policy Office	1	0	0	1	48	77	125
Major renovation at Blair House	0	0	0	0	2,000	0	2,000
International Chancery Center 2 (ICC2) / Navy Hill	0	0	0	0	4,935	0	4,935
Global Information Services/Records Management	1	0	0	1	0	50	50
Renovations & General Maintenance Properties	1	0	0	1	1,679	56	1,735
Total Program Changes	6	0	0	6	11,683	333	12,016
FY 2011 Request	634	1	0	635	424,268	70,008	494,276

Staff by Program Activity

(positions)

Bureau of Administration	FY 2009 Actual	FY 2010 Enacted	FY 2011 Request	Increase / Decrease
Domestic Administrative Support	266	269	271	2
Domestic Work Space	79	81	82	1
Information Resource Management	216	228	229	1
Policy Formulation	49	51	53	2
Total	**610**	**629**	**635**	**6**

D&CP – BUREAU OF ADMINISTRATION

Funds by Program Activity

($ in thousands)

Bureau of Administration	FY 2009 Actual	FY 2010 Enacted	FY 2011 Request	Increase / Decrease
Domestic Administrative Support	67,818	68,333	70,157	1,824
Domestic Work Space	248,047	289,226	309,814	20,588
Information Resource Management	73,306	86,555	88,339	1,784
Overseas Program Support	3,421	8,070	8,264	194
Policy Formulation	12,161	12,321	15,644	3,323
Public Diplomacy	3,213	2,030	2,058	28
Total	**407,966**	**466,535**	**494,276**	**27,741**

Program Activities

	Positions				Funds ($ in thousands)		
	American			Pos	Bureau	American	Funds
Department Of State	Domestic	Overseas	FSN	Total	Managed	Salaries	Total
Domestic Administrative Support	**271**	**0**	**0**	**271**	**39,347**	**30,810**	**70,157**
Domestic Financial Services	13	0	0	13	316	1,437	1,753
Domestic General Services	192	0	0	192	31,594	21,949	53,543
Domestic Personnel Services	66	0	0	66	7,437	7,424	14,861
Domestic Work Space	**82**	**0**	**0**	**82**	**300,881**	**8,933**	**309,814**
Domestic Investment in Current Assets	43	0	0	43	68,707	4,770	73,477
Domestic Leases	0	0	0	0	173,836	0	173,836
Domestic Operations and Maintenance	39	0	0	39	58,338	4,163	62,501
Information Resource Management	**229**	**0**	**0**	**229**	**63,362**	**24,977**	**88,339**
Corporate Information Systems and Services	213	0	0	213	41,122	23,209	64,331
Infrastructure Systems	16	0	0	16	22,240	1,768	24,008
Overseas Program Support	**0**	**0**	**0**	**0**	**8,264**	**0**	**8,264**
Overseas General Services	0	0	0	0	8,264	0	8,264
Policy Formulation	**52**	**1**	**0**	**53**	**10,356**	**5,288**	**15,644**
Bureau Direction	52	1	0	53	10,356	5,288	15,644
Public Diplomacy	**0**	**0**	**0**	**0**	**2,058**	**0**	**2,058**
Public Diplomacy - Program Costs	0	0	0	0	2,058	0	2,058
Total	**634**	**1**	**0**	**635**	**424,268**	**70,008**	**494,276**

D&CP – BUREAU OF ADMINISTRATION

Staff by Domestic Organization Unit

(positions)

Bureau of Administration	FY 2009 Actual	FY 2010 Enacted	FY 2011 Request	Increase / Decrease
Commercial Services Management Office	0	0	3	3
Dep. Asst. Secretary for Global Information Services	5	5	5	0
Deputy Assistant Secretary for Logistics Management	6	6	6	0
Deputy Assistant Secretary for Operations	5	5	5	0
Directives	21	21	21	0
Executive Office	92	92	92	0
General Services Management	32	32	33	1
Information Program Services	163	175	176	1
Office of Allowances	18	18	19	1
Office of Emergency Management	16	16	16	0
Office of Facilities Management Services	36	38	39	1
Office of Language Services	28	28	28	0
Office of Overseas Schools	15	15	15	0
Office of Real Property Management	43	43	43	0
Office of Small and Disadvantaged Business Utilization	6	6	6	0
Office of the Assistant Secretary for Administration	12	12	9	(3)
Office of the Procurement Executive	24	26	28	2
Operations Management	37	37	37	0
Policy and Program Management	42	45	45	0
Presidential-Vice Presidential Travel Support	9	9	9	0
Total	**610**	**629**	**635**	**6**

D&CP – BUREAU OF ADMINISTRATION

Funds by Domestic Organization Unit

($ in thousands)

Bureau of Administration	FY 2009 Actual	FY 2010 Enacted	FY 2011 Request	Increase / Decrease
Commercial Services Management Office	0	1,271	1,632	361
Dep. Asst. Secretary for Global Information Services	1,001	993	1,008	15
Deputy Assistant Secretary for Logistics Management	5,295	5,305	5,419	114
Deputy Assistant Secretary for Operations	1,472	1,466	1,491	25
Directives	4,970	4,948	5,035	87
Executive Office	19,181	19,266	19,587	321
GSA & Other Rents Management	171,612	164,371	173,836	9,465
General Services Management	8,719	8,693	9,405	712
Information Program Services	37,140	43,038	43,858	820
Office of Allowances	2,172	2,141	2,222	81
Office of Emergency Management	1,780	1,751	1,768	17
Office of Facilities Management Services	56,102	58,297	62,501	4,204
Office of Language Services	3,849	3,793	3,835	42
Office of Overseas Schools	6,984	7,516	7,670	154
Office of Real Property Management	20,970	66,381	73,296	6,915
Office of Small and Disadvantaged Business Utilization	936	927	940	13
Office of the Assistant Secretary for Administration	5,455	4,170	3,910	(260)
Office of the Procurement Executive	1,570	1,755	4,881	3,126
Operations Management	11,725	16,331	16,667	336
Policy and Program Management	28,630	36,026	36,824	798
Presidential-Vice Presidential Travel Support	18,403	18,096	18,491	395
Total	**407,966**	**466,535**	**494,276**	**27,741**

D&CP – BUREAU OF ADMINISTRATION

Funds by Object Class

($ in thousands)

Bureau of Administration	FY 2009 Actual	FY 2010 Enacted	FY 2011 Request	Increase / Decrease
1100 Personnel Compensation	61,687	77,436	64,288	(13,148)
1200 Personnel Benefits	15,825	773	16,527	15,754
2100 Travel & Trans of Persons	10,003	9,862	9,970	108
2200 Transportation of Things	1,134	1,168	1,180	12
2300 Rents, Comm & Utilities	209,670	208,719	220,598	11,879
2400 Printing & Reproduction	1,349	1,390	1,404	14
2500 Other Services	96,857	132,562	145,262	12,700
2600 Supplies and Materials	4,948	5,096	5,155	59
3100 Personal Property	5,973	10,781	10,952	171
3200 Real Property	0	18,213	18,400	187
4100 Grants, Subsidies & Contrb	220	226	229	3
4200 INS Claims & Indemnities	300	309	311	2
Total	**407,966**	**466,535**	**494,276**	**27,741**

This page intentionally left blank.

D&CP – BUREAU OF DIPLOMATIC SECURITY

Resource Summary

($ in thousands)

Appropriations	FY 2009 Actual	FY 2010 Enacted	FY 2011 Request	Increase / Decrease
Positions	861	861	861	0
Funds	255,929	185,929	192,954	7,025

Program Description

The Bureau of Diplomatic Security (DS) ensures a safe and secure environment for the successful conduct of U.S. foreign policy. DS is the law enforcement and security arm of the U.S. Department of State. To advance American interests and foreign policy, DS protects people, property, and information at more than 285 missions worldwide. DS is the most widely represented U.S. security and law enforcement organization in the world and a leader in international investigations, threat analysis, cyber security, counterterrorism, personnel security high threat protective security operations, and security technology. DS continues to develop new tools and processes to meet emerging needs and to provide extraordinary security to all those that DS protects.

Protect the Homeland against Terrorist Attacks

Support for Iraq, Afghanistan and fragile states is an important pillar of Diplomacy 3.0 and a DS high priority for DS. Providing support for U.S. foreign policy and operations in fragile states and high threat and combat environments is one of the biggest challenges facing DS, and nowhere is this more evident than in Iraq and Afghanistan. These environments require DS to provide extraordinary security services and necessitate working closely with the military to ensure their assistance is there when needed. Both Iraqi and the Afghan government are in partnership with the U.S. in the fight against the Taliban and Al-Qaeda. These combined efforts have achieved significant results in improving the overall security situation; however, the overall security situation remains unpredictable.

New requirements such as, acquiring aviation assets for Iraq operations and protecting the flow of essential supplies into the embassy compound, represent highly specialized and uncharted territory for DS, requiring a significant amount of management and operational oversight from DS personnel.

As mandated by the 2004 Intelligence and Reform and Terrorism Prevention Act, DS implemented the Visa Passport Security Program to defend the homeland, detect terrorist activity, and disrupt terrorist mobility. Assistant Regional Security Officer-Investigators (ARSO-I) are currently working with Consular Affairs at 31 overseas posts to identify suspicious visa and passport requests thereby denying terrorist entry into the U.S. Support of the VPSP and the ARSO-I Program is crucial to ensuring the integrity of U.S visas and passports and protecting the homeland and its borders.

Sudan is a critical battleground in the Global War on Terror where the U.S. is actively engaged in counterterrorism initiatives to protect the homeland. The U.S. is also heavily involved in attempting to resolve the humanitarian crisis in Darfur and to reconcile a longstanding conflict between northern and southern Sudan through the implementation of a comprehensive peace accord.

To ensure the seamless integration of tactical intelligence activities in DS the Threat Investigations and Analysis Directorate (TIA) combines the collection, analysis, investigation, and dissemination of security and threat-related intelligence information. Support for this new structure will enable DS to support Information Sharing Environment (ISE) initiatives mandated by the Intelligence Reform and Terrorism Prevention Act.

DS will continue to improve on the personnel security clearance process to efficiently and effectively complete background investigations, adjudications, and granting of personnel security clearances to achieve and maintain compliance with IRTPA. This indicator is contained in the performance section.

Protect Lives and Facilities

The consolidation of the Diplomatic Security Training Center (DSTC) is a high priority. DSTC was the first training academy accredited by the Federal Law Enforcement Training Accreditation Board. However, Department training needs, particular to the mission and the environment in which the Foreign Service operates, require dedicated space and facilities in order to carry out both hard and soft skills security training. Examples of this training are weapons training, antiterrorism and armored vehicle drivers training, surveillance detection training, shock/trauma medical training, exposure to explosive effects, military vehicles and munitions, and improvised explosive device recognition training. All of these examples require specialized training facilities.

The FY 2011 budget request is also focused on bringing the DS infrastructure up to a level sufficient to meet crucial program support needs based on increased staffing over the past three years. A variety of support functions and positions are needed to sufficiently meet the needs of previous growth. Position requirements include information technology, human resources, logistics, security specialists, financial management, and general support. The largest element of the infrastructure request is for facility lease and office renovation funding. As a result of increased staffing to implement the VPSP and Western Hemisphere Travel Initiative and to effectively manage security operations in Iraq and Afghanistan, DS has outgrown its facilities. DS needs to plan for new facilities to consolidate and house staff in Washington and in various states where DS has or will have field or resident offices.

A Fitness-for-Duty policy for DS Special Agents policy has been established. This policy provides for implementation of specific Fitness-for-Duty forensic medical-psychological evaluation of any DS agent designated by the Assistant Secretary of DS. DOS' Office of Medical Services (MED) is relying upon DS or RM for required resources.

Protect Information Designated as Critical to the Security of the United States

The ISE process is moving swiftly into the implementation phase throughout the Department and DS will be an intricate part of this process. The National Counterterrorism Center (NCTC) has been working with DS since July of 2007 to exchange Suspicious Activity Report (SAR) information in a meaningful manner.

Performance

DS will continue to improve on the personnel security clearance process to efficiently and effectively complete background investigations, adjudications, and granting of personnel security clearances to achieve and maintain compliance with the Intelligence Reform and Terrorist Prevention Act (IRTPA).

D&CP – BUREAU OF DIPLOMATIC SECURITY

STRATEGIC GOAL: STRENGTHENING CONSULAR AND MANAGEMENT CAPABILITIES						
Strategic Priority	Diplomatic Security					
Bureau Goal	Indicator is a department level measure and was developed outside of bureau strategic planning process					
Indicator	Length of time to complete 90% of background investigations, adjudications and granting of personnel security clearances.					
FY 2006 Result	FY 2007 Result	FY 2008 Result	FY 2009 Result	FY 2009 Target	FY 2010 Target	FY 2011 Target
N/A New Indicator, No Rating	55 days [Baseline]	67 days ▲ Above Target	55 days ▲ Above Target	60 days	58 days	58 days
Reason for Exceeding Target	DS has achieved tremendous success in improving the security clearance process.					
Impact	Improvements in the clearance process have been paramount as DS projects the number of cases processed will increase 30% over the next two years. Having personnel security clearances processed in a timely manner will achieve compliance with IRTPA as well as allowing personnel to be cleared in a timely manner to conduct the critical work of the Department.					
Methodology	DS has fully utilized IT systems to manage background investigation workflow. DS has achieved tremendous success in improving the security clearance process handling a 10% increase in volume year-over-year while decreasing time service by 16%.					
Data Source and Quality	Case Management System (CMS) is DS's primary end-to-end workflow management software system Data from CMS is subjected to routine auditing by members of a Quality Assurance team. This team is charged with ensuring system data is accurate and investigations meet quality standards.					

Justification of Request

The Department's expanding mission, growing overseas presence, and the implementation of new initiatives and continued implementation of the Visa and Passport Security Strategic Plan (VPSP) are essential to the Department's efforts to combat terrorist travel and to ensure the integrity of U.S. passport and visa documents. The DS 2011 Bureau Strategic Plan (BSP) focuses on creating a permanent DS Training Center (DSTC) to consolidate all training, wage/price increases, administrative functions, contract oversight, bolstering the Threat Investigations and Analysis Directorate (TIA), and bolstering DS infrastructure to support expanded programs.

The Department's FY 2011 request of $192.9 million reflects an increase of $7 million above the FY 2010 level of activity for inflation and Cost of Living Allowances (COLA) in support of 861 personnel. These personnel are funded within the DS bureau from the D&CP account instead of the Worldwide Security Protection (WSP) account because these personnel existed in and were funded out of D&CP prior to DS receiving WSP funding.

D&CP – BUREAU OF DIPLOMATIC SECURITY

Resource Summary

	Positions				Funds ($ in thousands)		
	American			Pos	Bureau	American	Funds
	Domestic	Overseas	FSN	Total	Managed	Salaries	Total
FY 2009 Actual	743	118	0	861	187,695	68,234	255,929
FY 2010 Estimate	743	118	0	861	117,695	68,234	185,929
FY 2011 Built-in Changes							
Annualization of FY 2010 COLA	0	0	0	0	931	331	1,262
Domestic Inflation	0	0	0	0	1,632	0	1,632
FY 2011 American COLA	0	0	0	0	3,724	407	4,131
Total Built-in Changes	0	0	0	0	6,287	738	7,025
FY 2011 Current Services	743	118	0	861	123,982	68,972	192,954
FY 2011 Request	743	118	0	861	123,982	68,972	192,954

Staff by Program Activity

(positions)

Bureau of Diplomatic Security	FY 2009 Actual	FY 2010 Enacted	FY 2011 Request	Increase / Decrease
Counter-Terrorism Programs	82	0	17	17
Diplomatic Security	691	861	691	(170)
Domestic Administrative Support	74	0	74	74
Information Resource Management	14	0	14	14
Policy Formulation	0	0	30	30
Training Services	0	0	35	35
Total	**861**	**861**	**861**	**0**

Funds by Program Activity

($ in thousands)

Bureau of Diplomatic Security	FY 2009 Actual	FY 2010 Enacted	FY 2011 Request	Increase / Decrease
Diplomatic Security	185,929	185,929	192,954	7,025
ARRA - American Recovery and Reinvestment Act of 2009	70,000	0	0	0
Total	**255,929**	**185,929**	**192,954**	**7,025**

D&CP – BUREAU OF DIPLOMATIC SECURITY

Program Activities

Department Of State	Positions				Funds ($ in thousands)		
	American			Pos	Bureau	American	Funds
	Domestic	Overseas	FSN	Total	Managed	Salaries	Total
Counter-Terrorism Programs	**17**	**0**	**0**	**17**	**0**	**0**	**0**
Investigations and Counterintelligence	17	0	0	17	0	0	0
Diplomatic Courier and Transit Security	17	0	0	17	0	0	0
Diplomatic Security	**573**	**118**	**0**	**691**	**123,982**	**68,972**	**192,954**
Bureau Direction	573	0	0	573	0	0	0
Local Guard Services	573	0	0	573	0	0	0
Mission Security Operations	0	118	0	118	123,982	68,972	192,954
Domestic Administrative Support	**74**	**0**	**0**	**74**	**0**	**0**	**0**
Domestic Financial Services	74	0	0	74	0	0	0
Technical and Procedural Protection of Information	74	0	0	74	0	0	0
Information Resource Management	**14**	**0**	**0**	**14**	**0**	**0**	**0**
Bureau Direction	14	0	0	14	0	0	0
Local Guard Services	14	0	0	14	0	0	0
Policy Formulation	**30**	**0**	**0**	**30**	**0**	**0**	**0**
Bureau Direction	30	0	0	30	0	0	0
Local Guard Services	30	0	0	30	0	0	0
Training Services	**35**	**0**	**0**	**35**	**0**	**0**	**0**
Security Training	35	0	0	35	0	0	0
Technical and Procedural Protection of Information	35	0	0	35	0	0	0
Total	**743**	**118**	**0**	**861**	**123,982**	**68,972**	**192,954**

D&CP – BUREAU OF DIPLOMATIC SECURITY

Staff by Domestic Organization Unit

(positions)

Bureau of Diplomatic Security	FY 2009 Actual	FY 2010 Enacted	FY 2011 Request	Increase / Decrease
Assistant Director for International Programs	2	2	2	0
Assistant Director for Training	1	1	1	0
Assistant Secretary for Diplomatic Security	121	121	121	0
Deputy Assistant Secretary for Countermeasures	3	3	3	0
Deputy Assistant Secretary for Diplomatic Security Service	8	8	8	0
Executive Director	7	7	7	0
Office of Accreditation and Certification	9	9	9	0
Office of Administration	14	14	14	0
Office of Antiterrorism Assistance Programs	17	17	17	0
Office of Chief Technology Office	14	14	14	0
Office of Diplomatic Courier Service	33	33	33	0
Office of Domestic Facilities Protection	14	14	14	0
Office of Facility Protection Operations	9	9	9	0
Office of Field Office Management	159	159	159	0
Office of Information Security	40	40	40	0
Office of Intelligence & Threat Analysis	17	17	17	0
Office of International Law Enforcement Center	8	8	8	0
Office of Investigations & Counterintelligence	73	73	73	0
Office of Mobile Security Deployment	20	20	20	0
Office of Personnel Security/Suitability	51	51	51	0
Office of Physical Security Programs	41	41	41	0
Office of Policy and Strategic Planning	11	11	11	0
Office of Protection	68	68	68	0
Office of Regional Operations	25	25	25	0
Office of Security Technology	45	45	45	0
Office of Special Programs and Coordination	13	13	13	0
Office of Training and Performance Support	34	34	34	0
Public Affairs Staff	4	4	4	0
Total	**861**	**861**	**861**	**0**

D&CP – BUREAU OF DIPLOMATIC SECURITY

Funds by Domestic Organization Unit

($ in thousands)

Bureau of Diplomatic Security	FY 2009 Actual	FY 2010 Enacted	FY 2011 Request	Increase / Decrease
Assistant Secretary for Diplomatic Security	185,929	185,929	192,954	7,025
Total	**185,929**	**185,929**	**192,954**	**7,025**

Funds by Object Class

($ in thousands)

Bureau of Diplomatic Security	FY 2009 Actual	FY 2010 Enacted	FY 2011 Request	Increase / Decrease
1100 Personnel Compensation	51,700	51,707	52,340	633
1200 Personnel Benefits	16,534	16,527	16,632	105
2500 Other Services	187,695	117,695	123,982	6,287
Total	**255,929**	**185,929**	**192,954**	**7,025**

This page intentionally left blank.

D&CP – TECHNICAL SUPPORT WORKING GROUP

Resource Summary

($ in thousands)

Appropriations	FY 2009 Actual	FY 2010 Enacted	FY 2011 Request	Increase / Decrease
Funds	1,534	1,543	1,608	65

Program Description

The U.S. Government response to terrorism features extensive interagency and international efforts to develop and deploy technologies for first responder, military, law enforcement, and intelligence personnel at the federal, state, and local level. The Office of the Coordinator for Counterterrorism and the Department of Defense co-chair the interagency Technical Support Working Group (TSWG), which rapidly develops a broad range of novel technologies to counter advances in terrorists' methods and technical capabilities. Annual funding supports the Department's contribution and leverages additional interagency investments in TSWG technology development activities, including cooperative international research and development activities to enhance capabilities across the counterterrorism mission space. Technology developed by the TSWG is extensively deployed domestically and overseas.

TSWG priorities are to:

- Identify, prioritize, and satisfy interagency and international technology and equipment capability requirements to support enhanced intelligence collection, law enforcement, and operations against terrorist activities and capabilities;
- Develop technologies to detect and combat terrorist use of explosives and other materials that can be used to produce mass casualties, especially chemical, biological, radiological and nuclear materials;
- Enhance physical security capabilities, especially intruder detection, infrastructure protection, and blast mitigation countermeasures;
- Expand cooperative counterterrorism research and development projects with long-term foreign partners.

Justification of Request

The Department's FY2011 request of $1.6 million for the TOPOFF (National Level Exercise) includes an increase of $65,000 to maintain current services

D&CP – TECHNICAL SUPPORT WORKING GROUP

Resource Summary

	Positions				Funds ($ in thousands)		
	American			Pos	Bureau	American	Funds
	Domestic	Overseas	FSN	Total	Managed	Salaries	Total
FY 2009 Actual	0	0	0	0	1,534	0	1,534
FY 2010 Estimate	0	0	0	0	1,543	0	1,543
FY 2011 Built-in Changes							
Domestic Inflation	0	0	0	0	64	0	64
FY 2011 American COLA	0	0	0	0	1	0	1
Total Built-in Changes	0	0	0	0	65	0	65
FY 2011 Current Services	0	0	0	0	1,608	0	1,608
FY 2011 Request	0	0	0	0	1,608	0	1,608

Funds by Program Activity

($ in thousands)

Technical Support Working Group	FY 2009 Actual	FY 2010 Enacted	FY 2011 Request	Increase / Decrease
Counter-Terrorism Programs	1,534	1,543	1,608	65
Total	**1,534**	**1,543**	**1,608**	**65**

Program Activities

	Positions				Funds ($ in thousands)		
	American			Pos	Bureau	American	Funds
Department Of State	Domestic	Overseas	FSN	Total	Managed	Salaries	Total
Counter-Terrorism Programs	**0**	**0**	**0**	**0**	**1,608**	**0**	**1,608**
Total	**0**	**0**	**0**	**0**	**1,608**	**0**	**1,608**

Funds by Domestic Organization Unit

($ in thousands)

Technical Support Working Group	FY 2009 Actual	FY 2010 Enacted	FY 2011 Request	Increase / Decrease
Other Office of the Secretary-CT-INS	1,534	1,543	1,608	65
Total	**1,534**	**1,543**	**1,608**	**65**

D&CP – TECHNICAL SUPPORT WORKING GROUP

Funds by Object Class

($ in thousands)

Technical Support Working Group	FY 2009 Actual	FY 2010 Enacted	FY 2011 Request	Increase / Decrease
2500 Other Services	1,534	1,543	1,608	65
Total	**1,534**	**1,543**	**1,608**	**65**

This page intentionally left blank.

D&CP – BUREAU OF INFORMATION RESOURCE MANAGEMENT

Resource Summary

($ in thousands)

Appropriations	FY 2009 Actual	FY 2010 Enacted	FY 2011 Request	Increase / Decrease
Positions	535	540	588	48
Funds	154,027	283,331	286,824	3,493

Authority for 43 up to positions is transferred from Diplomatic Telecommunications Service – Program Office without associated funding.

Program Description

Information technology (IT) is critical to the Department of State's diplomatic mission. The Bureau of Information Resource Management (IRM) supports the effective and efficient creation, collection, processing, transmission, dissemination, storage, and disposition of information required to formulate and execute U.S. foreign policy and manage the Department's daily operations, including consular services. The information needs of the President, the Secretary of State, the Department and its overseas missions, and approximately 40 other governmental organizations working in U.S. diplomatic missions overseas drive the operations of IRM. Carrying out U.S. foreign policy in an increasingly interdependent, rapidly changing, and information-intensive world presents new challenges. To meet these challenges, the Department needs secure modern technology that provides timely and accurate information, the tools to analyze this information, and the means to disseminate this information throughout the foreign affairs community. IRM provides these tools and supports the conduct of U.S. diplomacy in the information age. Its program includes the following major activities:

Corporate Information Systems
IRM develops and/or supports worldwide systems and applications for information sharing and collaboration. These include core foreign affairs systems supporting the Secretary and principal officers, consular systems for passport and visa issuance, and financial systems.

Information Technology Infrastructure
To meet the needs of all diplomatic and consular missions overseas, IRM provides worldwide IT infrastructure systems such as secure telecommunications with Washington, D.C.; data processing, communication, and message centers at Headquarters and abroad; mail and pouch services; special communications support for the Secretary and White House at meetings abroad; and voice services via telephone and radio.

Information Management Services
IRM supports the Department's information management activities. These responsibilities include: providing data administration and desktop and server maintenance and support; conducting information management planning activities; developing Department-wide IT policies and standards; and coordinating the establishment of technology priorities through the IT Strategic Plan and the governance structure which complies with the Information Technology Management Reform Act.

Knowledge Management (KM) and Social Networking Tools
IRM will bring together a range of tools and methods for creating, packaging, and sharing information throughout State and with external partners and audiences worldwide. The constructs of Web 2.0 will enable people to collaborate via social networking from multiple locations in different languages. A key initiative of this priority is the State Messaging Archive and Retrieval Toolset (SMART) which delivers a simple, secure, and user-driven system to support the conduct of diplomacy through modern messaging, dynamic archiving, and information sharing. SMART will consolidate legacy cables

(telegrams), memoranda, and email on a single end-user platform. Archive documents will be accessible to users through interest profiling and a sophisticated search engine, and will provide cross-enclave access to archive documents. SMART is being deployed worldwide and will be fully operational in FY 2011. IRM will maintain the components of SMART.

The Department has begun to employ KM and Social Networking tools and concepts in its business operations. For example Diplopedia, the Department's equivalent of Wikipedia, is used as a source of information about a wide range of foreign affairs. The intent is to expand the Department's use of social networking and KM to enhance the effectiveness, efficiency, and quality of life of the diplomat.

IT Security
IRM will continue to streamline the approach to IT security, ensuring effective control while allowing for the rapid adoption and broad use of new technology. The intent of this priority is to enable broad access to information and systems, secure internal and external collaboration, and comprehensive business continuity plans that can be relied upon in the event of a terrorist or other attack, natural disaster, or catastrophic failure.

Staff Skills
IRM will work with the Department's Foreign Service Institute to further enhance the skill base of the Department's IT staff to ensure that end-users can use new IT tools, systems, and information. IT staff will focus on ensuring that the Department promotes continuous innovation in the use of IT to support the diplomatic mission. IRM will also focus on enhancing the skills and responsibilities of Department IT staff to enable them to play a higher-level consultative role in helping end-users exploit modern technology.

Performance

The inclusion of major systems that process management functions and store data, underscores the value and impact of the Enterprise Data Warehouse on Department management functions.

STRATEGIC GOAL: STRENGTHENING CONSULAR AND MANAGEMENT CAPABILITIES						
Strategic Priority	Information Technology					
Bureau Goal	Indicator is a department level measure and was developed outside of bureau strategic planning process					
Indicator	NEW INDICATOR: Percentage of major management systems in Data Warehouse.					
FY 2006 Result	FY 2007 Result	FY 2008 Result	FY 2009 Result	FY 2009 Target	FY 2010 Target	FY 2011 Target
New Indicator, No Rating	New Indicator, No Rating	New Indicator, No Rating	37.5 percent [Baseline] New Indicator, No Rating	[Baseline Year]	50 percent.	67.5 percent.
Impact	Once the Enterprise Data Warehouse (EDW) is fully active with over 50% of the major management systems, it will provide information on the Department's management services, enabling improvements in senior management decision-making on resource allocation.					
Methodology	Review EDW reports from major management systems that process and store financial, payroll and personnel information to verify increases in the systems included.					
Data Source and Quality	Data warehouse reports which are routinely audited. Data quality has minor limitations: the definition of major management systems may change.					

Knowledge management and social media tools, like Diplopedia, are also major priorities for the Department. They bring together a range of methods for creating, packaging, and sharing information throughout State and with external partners and audiences worldwide. They also enable people to collaborate via social networking from multiple locations.

IRM intends to feature this indicator in future performance reports and is currently developing a system to capture and count the number of State Department users accessing the Department's knowledge management and social networking tools. Baseline results will be reported beginning in FY 2010.

Justification of Request

The Department's FY 2011 request of $286.824 million for the Bureau of Information Resources Management includes increases to maintain current services. An increase of $3.493 million for statutory pay raises and inflation maintains the FY 2010 level of activity. The additional 5 positions, and up to 43 positions received from DTS-PO will be funded from existing resources in order to increase the ratio of USG to contract employees as well as allow IRM to strategically place new positions to maximize IT support to the increased staffing in the Department worldwide.

Resource Summary

	Positions				Funds ($ in thousands)		
	American			Pos	Bureau	American	Funds
	Domestic	Overseas	FSN	Total	Managed	Salaries	Total
FY 2009 Actual	534	1	0	535	85,233	68,794	154,027
FY 2010 Estimate	539	1	0	540	214,162	69,169	283,331
FY 2011 Built-in Changes							
Annualization of FY 2010 COLA	0	0	0	0	256	313	569
Domestic Inflation	0	0	0	0	1,521	0	1,521
FY 2011 American COLA	0	0	0	0	1,019	384	1,403
Positions from DTS-PO	43	0	0	43	0	0	0
Total Built-in Changes	43	0	0	43	2,796	697	3,493
FY 2011 Current Services	582	1	0	583	216,958	69,866	286,824
FY 2011 Program Changes							
FTE	5	0	0	5	0	0	0
Total Program Changes	5	0	0	5	0	0	0
FY 2011 Request	587	1	0	588	216,958	69,866	286,824

D&CP – BUREAU OF INFORMATION RESOURCE MANAGEMENT

Staff by Program Activity
(positions)

Bureau of Information Resource Management	FY 2009 Actual	FY 2010 Enacted	FY 2011 Request	Increase / Decrease
Information Resource Management	535	540	588	48
Total	**535**	**540**	**588**	**48**

Funds by Program Activity
($ in thousands)

Bureau of Information Resource Management	FY 2009 Actual	FY 2010 Enacted	FY 2011 Request	Increase / Decrease
Information Resource Management	153,469	282,773	286,266	3,493
Public Diplomacy	558	558	558	0
Total	**154,027**	**283,331**	**286,824**	**3,493**

Program Activities

	Positions				Funds ($ in thousands)		
	American			Pos	Bureau	American	Funds
Department Of State	Domestic	Overseas	FSN	Total	Managed	Salaries	Total
Information Resource Management	**587**	**1**	**0**	**588**	**216,400**	**69,866**	**286,266**
Infrastructure Systems	587	1	0	588	216,400	69,866	286,266
Public Diplomacy	**0**	**0**	**0**	**0**	**558**	**0**	**558**
Total	**587**	**1**	**0**	**588**	**216,958**	**69,866**	**286,824**

Staff by Domestic Organization Unit
(positions)

Bureau of Information Resource Management	FY 2009 Actual	FY 2010 Enacted	FY 2011 Request	Increase / Decrease
Chief Information Officer	8	7	17	10
Deputy CIO for Business, Planning, and Customer Service	6	6	6	0
Deputy CIO for Operations	6	6	6	0
Director Customer Service	72	73	73	0
Director E-Diplomacy	6	6	6	0
Director Enterprise Architecture and Planning	47	47	47	0
Director Enterprise Network Management	40	40	52	12
Director Information Assurance	15	15	15	0
Director Infrastructure	90	90	90	0
Director Messaging	153	158	148	(10)

D&CP – BUREAU OF INFORMATION RESOURCE MANAGEMENT

Bureau of Information Resource Management	FY 2009 Actual	FY 2010 Enacted	FY 2011 Request	Increase / Decrease
Director Program Management and Analysis	8	8	8	0
Director Systems Integration	76	76	76	0
Executive Director	0	0	36	36
Policy and Regulations Office	8	8	8	0
Total	**535**	**540**	**588**	**48**

Funds by Domestic Organization Unit

($ in thousands)

Bureau of Information Resource Management	FY 2009 Actual	FY 2010 Enacted	FY 2011 Request	Increase / Decrease
Chief Information Officer	18,142	19,063	23,260	4,197
Deputy CIO for Business, Planning, and Customer Service	953	940	946	6
Deputy CIO for Operations	850	861	870	9
Director Customer Service	10,157	11,910	1,709	(10,201)
Director E-Diplomacy	1,229	4,316	4,494	178
Director Enterprise Architecture and Planning	7,367	7,588	8,226	638
Director Enterprise Network Management	11,555	80,735	84,336	3,601
Director Information Assurance	1,850	1,846	1,928	82
Director Infrastructure	23,029	50,102	53,352	3,250
Director Messaging	48,942	58,020	57,200	(820)
Director Program Management and Analysis	10,300	10,016	10,468	452
Director Systems Integration	18,273	36,588	37,832	1,244
Policy and Regulations Office	1,380	1,346	2,203	857
Total	**154,027**	**283,331**	**286,824**	**3,493**

D&CP – BUREAU OF INFORMATION RESOURCE MANAGEMENT

Funds by Object Class

($ in thousands)

Bureau of Information Resource Management	FY 2009 Actual	FY 2010 Enacted	FY 2011 Request	Increase / Decrease
1100 Personnel Compensation	55,620	55,858	59,277	3,419
1200 Personnel Benefits	16,614	16,685	16,684	(1)
2100 Travel & Trans of Persons	3,700	7,137	7,500	363
2200 Transportation of Things	1,620	4,317	4,536	219
2300 Rents, Comm & Utilities	2,797	5,034	7,054	2,020
2500 Other Services	65,251	118,891	109,724	(9,167)
2600 Supplies and Materials	8,425	10,508	13,851	3,343
3100 Personal Property	0	64,901	68,198	3,297
Total	**154,027**	**283,331**	**286,824**	**3,493**

D&CP – DIPLOMATIC TELECOMMUNICATIONS SERVICE PROGRAM OFFICE

Resource Summary

($ in thousands)

Appropriations	FY 2009 Actual	FY 2010 Enacted	FY 2011 Request	Increase / Decrease
Positions	43	43	0	(43)
Funds	32,596	32,771	0	(32,771)

Position authority is moved to the Bureau of Information Resource Management without associated funding.

Program Description

The Diplomatic Telecommunications Service Program Office (DTS PO) was established in October 1991 to manage a fully integrated global telecommunications network. DTS PO installs, operates, and manages a private global telecommunications network for all U.S. Government agencies and departments at all diplomatic and consular locations abroad.

Justification of Request

The FY 2011 request reflects the Administration's proposal to reorganize the governance, management, and funding structure of the Diplomatic Telecommunications Service (DTS) and DTS-PO. The request presumes enactment of legislation regarding the reorganization of DTS-PO similar to title V of S. 1494, the Intelligence Authorization Act for Fiscal Year 2010. While DTS-PO's mission would essentially remain the same under such legislation, the Department and other customers would reimburse DTS-PO for only for bandwidth services attributable to each agency and for specific customer-driven projects for which amounts have not been appropriated for allocation to DTS-PO.

Resource Summary

	Positions				Funds ($ in thousands)		
	American			Pos	Bureau	American	Funds
	Domestic	Overseas	FSN	Total	Managed	Salaries	Total
FY 2009 Actual	43	0	0	43	29,175	3,421	32,596
FY 2010 Estimate	43	0	0	43	29,350	3,421	32,771
FY 2011 Built-in Changes							
Base Reduction	(43)	0	0	(43)	(29,350)	(3,421)	(32,771)
Total Built-in Changes	(43)	0	0	(43)	(29,350)	(3,421)	(32,771)
FY 2011 Current Services	0	0	0	0	0	0	0
FY 2011 Request	0	0	0	0	0	0	0

D&CP – DIPLOMATIC TELECOMMUNICATIONS SERVICE PROGRAM OFFICE

Staff by Program Activity

(positions)

Diplomatic Telecommunication Service Program Office	FY 2009 Actual	FY 2010 Enacted	FY 2011 Request	Increase / Decrease
Information Resource Management	**43**	**43**	**0**	**(43)**
Infrastructure Systems	43	43	0	(43)
Total	**43**	**43**	**0**	**(43)**

Funds by Program Activity

($ in thousands)

Diplomatic Telecommunication Service Program Office	FY 2009 Actual	FY 2010 Enacted	FY 2011 Request	Increase / Decrease
Information Resource Management	**32,596**	**32,771**	**0**	**(32,771)**
Infrastructure Systems	32,596	32,771	0	(32,771)
Total	**32,596**	**32,771**	**0**	**(32,771)**

Program Activities

Diplomatic Telecommunication Service Program Office (DTSPO)	Positions				Funds ($ in thousands)		
	American			Pos	Bureau	American	Funds
	Domestic	Overseas	FSN	Total	Managed	Salaries	Total
Total	**0**	**0**	**0**	**0**	**0**	**0**	**0**

Staff by Domestic Organization Unit

(positions)

Diplomatic Telecommunication Service Program Office	FY 2009 Actual	FY 2010 Enacted	FY 2011 Request	Increase / Decrease
Administration	**9**	**9**	**0**	**(9)**
Counter Narcotics	**9**	**2**	**0**	**(2)**
Field Support Group	**7**	**9**	**0**	**(9)**
Network Management	**8**	**7**	**0**	**(7)**
Program Direction	**2**	**3**	**0**	**(3)**
Requirements	**4**	**4**	**0**	**(4)**
Systems Group	**3**	**7**	**0**	**(7)**
Transmission Systems	**1**	**2**	**0**	**(2)**
Total	**43**	**43**	**0**	**(43)**

D&CP – DIPLOMATIC TELECOMMUNICATIONS SERVICE PROGRAM OFFICE

Funds by Domestic Organization Unit

($ in thousands)

Diplomatic Telecommunication Service Program Office	FY 2009 Actual	FY 2010 Enacted	FY 2011 Request	Increase / Decrease
Administration	6,195	6,258	0	(6,258)
Counter Narcotics	81	84	0	(84)
Field Support Group	4,678	4,810	0	(4,810)
Network Management	17,054	16,893	0	(16,893)
Program Direction	630	649	0	(649)
Requirements	371	382	0	(382)
Systems Group	3,088	3,180	0	(3,180)
Transmission Systems	499	515	0	(515)
Total	32,596	32,771	0	(32,771)

Funds by Object Class

($ in thousands)

Diplomatic Telecommunication Service Program Office	FY 2009 Actual	FY 2010 Enacted	FY 2011 Request	Increase / Decrease
1100 Personnel Compensation	2,653	2,624	0	(2,624)
1200 Personnel Benefits	770	799	0	(799)
2100 Travel & Trans of Persons	380	384	0	(384)
2200 Transportation of Things	420	424	0	(424)
2300 Rents, Comm & Utilities	12,628	13,393	0	(13,393)
2400 Printing & Reproduction	62	63	0	(63)
2500 Other Services	9,807	9,176	0	(9,176)
2600 Supplies and Materials	237	238	0	(238)
3100 Personal Property	5,639	5,670	0	(5,670)
Total	32,596	32,771	0	(32,771)

This page intentionally left blank.

D&CP – OFFICE OF FOREIGN MISSIONS

Resource Summary

($ in thousands)

Appropriations	FY 2009 Actual	FY 2010 Enacted	FY 2011 Request	Increase / Decrease
Funds	4,608	4,866	4,974	108

Program Description

The Office of Foreign Missions (OFM) was established pursuant to the Foreign Missions Act of 1982. Its primary missions are to:

- Facilitate relations between the United States and foreign governments;
- Protect the national security and other interests of the United States;
- Assist in resolving disputes affecting United States interests involving a foreign mission or sending state;
- Encourage members of foreign missions and international organizations with diplomatic immunity to respect local law;
- Advocate for better treatment of U.S. diplomatic missions and personnel abroad;
- Ensure the application of reciprocity to the benefits and services accorded foreign diplomatic missions in the United States and assist such missions in addressing local legal requirements and working with local officials; and
- Serve foreign diplomats by operating programs for diplomatic motor vehicles, tax, customs, property, and travel and ensure appropriate benefits and services to the foreign mission community in the United States on a reciprocal basis.

Foreign Tax Relief Agreements

OFM aggressively pursues arrangements for the relief of foreign taxes imposed on U.S. diplomatic and consular missions worldwide. OFM leads negotiations for tax-relief arrangements for the Department's foreign diplomatic operations, with an emphasis on high cost capital construction projects under the Capital Security Cost Sharing Program. Since FY 2005, OFM's efforts have led to the establishment of roughly 50 construction tax-relief arrangements which are expected to yield an estimated cost savings in excess of $330M. Appropriately resourced, in FY 2011 OFM will negotiate construction tax-relief arrangements to cover the overseas construction projects scheduled for award. Additional OFM resources are required to achieve maximum benefit for the Department's tax-relief requirements.

Services for the Foreign Diplomatic, Consular, U.N. and International Agency Communities in the U.S.

OFM provides a wide variety of services to thousands of diplomats and staff at more than 170 Embassies, 200 UN missions, and 700 foreign consulates nationwide. OFM also provides critical support to the Secretary of State's Office of the Chief of Protocol (S/CPR), which enabled that office to process approximately 50,000 accreditations for members of the foreign diplomatic community and international organizations in the United States. With full funding, OFM will enhance its ability to provide reciprocal services as described above, which benefits U.S. government operations abroad.

The Office of Foreign Missions Information System (TOMIS)

This critically important system collects and transmits valuable information and service requests from foreign embassies, UN missions, and international organizations using e-Government (paperless) technology throughout the government to appropriate agencies. These required system upgrades will support additional business processes that are currently paper-based thus simplifying administration of

the data and most importantly providing faster and more reliable access to critical data for the broad and growing OFM user community. This user community encompasses an array of federal, state, and local law enforcement and security entities which must rely on and make use of the TOMIS data. On a 24/7/365 basis, OFM's TOMIS database provides support to OFM duty officers and the Diplomatic Security Command Center, as a vitally important tool to respond to official and law enforcement inquiries involving the foreign diplomatic community resident in the United States.

Federal Income Tax Withholdings and Compliance

OFM continues to identify information sharing opportunities that support other government agencies. In FY 2011, OFM information will allow the Internal Revenue Service to increase the compliance efforts with regard to locally engaged staff members of foreign missions in the United States who are required to comply with federal and state income tax filing requirements. The cooperation between OFM and the IRS is expected to further increase the rate of compliance by such individuals through consistent enforcement and heightened awareness and understanding of the relevant federal, state and local income tax laws. Additional resources will allow for much needed inter-agency liaison and cooperation.

Import Clearance for Foreign Missions

In accordance with the Safe Port Act of 2006 and the Foreign Missions Act, OFM continues to work with representatives of the Bureau of Customs and Border Protection to implement a single electronic portal through which OFM collects and distributes information associated with the clearance of imports consigned to foreign missions, international organizations and their members in the United States. The system must adhere to OMB requirements for Service Component Based Architecture. Increased funding will allow OFM to achieve the requirements defined in the Federal Enterprise Architecture and the Joint Enterprise Architecture.

OFM Regional Offices – Foreign Mission Community (exclusive of Washington, D.C.)

The Office of Foreign Missions includes six regional office located in New York, Chicago, Los Angeles, San Francisco, Houston, and Miami. Regional Offices extend the Department's reach to local and state governmental partners as well as serve the growing consular and international community outside Washington through the OFM programs of property, tax exemption, importation/customs clearance, travel restrictions, and motor vehicles. Local partnerships established by Regional Offices benefit both the Department and the U.S. government as a whole. An as example, in 2009 Chicago was placed in the top 5 cities that may host the 2016 Olympics. The City of Chicago was interested in providing smooth and hassle free Diplomatic and Consular VIP travel through O'Hare Airport to showcase the exceptional service provided to the international community. The Chicago OFM Regional Office brokered several meetings and discussions with US Department of Homeland Security, City of Chicago, and the Consular Corps that resulted in an agreement to facilitate this program at O'Hare Airport. The diverse and increasing responsibilities of Regional Offices have increased in past years with no increase in staffing. This level of support will be difficult to maintain without increased staffing and administrative support resources. There may also be an extension of responsibilities to the Regional Offices in the case of an emergency that affects regional or national foreign missions. To prepare for this contingency, regional offices need additional staffing to meet those challenges.

Outreach

The Office of Foreign Missions establishes and maintains professional liaison relationships with a variety of U.S. law enforcement and security entities at the federal, state, and local levels. OFM seeks to expand its law enforcement outreach program work in FY 2011 to educate these entities on OFM's programs as well as on diplomatic privilege and immunity issues. These outreach and training

seminars are often carried out in conjunction with other representatives from the DS Bureau, the Bureau of Consular Affairs, and the Office of Protocol.

TSA Screening Courtesies

As an advocate for reciprocal agreements, OFM presses for the fair treatment of U.S. missions and personnel abroad, while assuring foreign missions and their member resident in the United States receive the same treatment that their respective governments provide in return to U.S. diplomats abroad. In coordination with the Transportation Security Administration, the Office of Foreign Missions manages the VIP airport screening exemption program throughout the United States.

Motor Vehicle Compliance

The Office of Foreign Missions' Motor Vehicle Office, pursuant to the Foreign Missions Act of 1982 and the 1978 Diplomatic Relations Act, ensures that diplomats and foreign missions carry federally mandated high levels of liability insurance while also addressing the problems that arise with diplomats who commit motor vehicle infractions, but whose immunity prevents them from being subject to the jurisdiction of US courts. OFM performs this critical function to protect public safety throughout the U.S. and it is severely understaffed.

In addition, this office ensures that U.S. missions abroad enjoy important and reciprocally balanced motor vehicle privileges and treatment. Additional funding will allow OFM to build upon the highly successful introduction of a more secure diplomatic license plate by designing and launching a new Department of State Drivers' License. This license will substantially comply with the implementing regulations for the REAL ID Act of 2005, and thereby meet critically important Department of Homeland Security equities.

Custodial Properties

In accordance with the Vienna Conventions on Diplomatic and Consular Relations, the Office of Foreign Missions has the responsibility to protect and preserve diplomatic and consular properties of foreign governments with which the United States has severed diplomatic relations. OFM is the designated custodian of 11 Iranian diplomatic and consular properties throughout the United States. Over the years OFM has had custody of properties belonging to the governments of Cambodia, Iran, Iraq, Somalia, Vietnam, and the former Yugoslavia. OFM's superior care of these properties has greatly benefited the Department when relations have been restored. In the case of Vietnam, for example, when relations were restored the superior condition of its former chancery in the United States stood in marked contrast to the condition of the Department's diplomatic properties in Vietnam and, as a result, the Department was able to negotiate a favorable property settlement.

Justification of Request

Current services has been increased $108,000 above the FY 2010 level of activity for inflation and Cost of Living Allowances (COLA)

Resource Summary

	Positions				Funds ($ in thousands)		
	American			Pos	Bureau	American	Funds
	Domestic	Overseas	FSN	Total	Managed	Salaries	Total
FY 2009 Actual	0	0	0	0	4,608	0	4,608
FY 2010 Estimate	0	0	0	0	4,797	69	4,866
FY 2011 Built-in Changes							

D&CP – OFFICE OF FOREIGN MISSIONS

	Positions				Funds ($ in thousands)		
	American			Pos	Bureau	American	Funds
	Domestic	Overseas	FSN	Total	Managed	Salaries	Total
Annualization of FY 2010 COLA	0	0	0	0	14	0	14
Domestic Inflation	0	0	0	0	36	0	36
FY 2011 American COLA	0	0	0	0	58	0	58
Total Built-in Changes	0	0	0	0	108	0	108
FY 2011 Current Services	0	0	0	0	4,905	69	4,974
FY 2011 Request	0	0	0	0	4,905	69	4,974

Funds by Program Activity

($ in thousands)

Office of Foreign Missions	FY 2009 Actual	FY 2010 Enacted	FY 2011 Request	Increase / Decrease
Conduct of Diplomatic Relations	2,820	3,005	3,045	40
Bureau Direction	3,608	3,825	3,045	(780)
Domestic Administrative Support	788	820	850	30
Bureau Direction	0	0	850	850
Office Automation	692	720	0	(720)
Political Affairs	308	321	0	(321)
Information Resource Management	692	720	747	27
Office Automation	0	0	747	747
Policy Formulation	308	321	332	11
Political Affairs	0	0	332	332
Total	**4,608**	**4,866**	**4,974**	**108**

D&CP – OFFICE OF FOREIGN MISSIONS

Program Activities

Department Of State	Positions				Funds ($ in thousands)		
	American			Pos	Bureau	American	Funds
	Domestic	Overseas	FSN	Total	Managed	Salaries	Total
Conduct of Diplomatic Relations	**0**	**0**	**0**	**0**	**2,976**	**69**	**3,045**
Bureau Direction	0	0	0	0	2,976	69	3,045
Domestic Administrative Support	**0**	**0**	**0**	**0**	**850**	**0**	**850**
Bureau Direction	0	0	0	0	850	0	850
Information Resource Management	**0**	**0**	**0**	**0**	**747**	**0**	**747**
Office Automation	0	0	0	0	747	0	747
Policy Formulation	**0**	**0**	**0**	**0**	**332**	**0**	**332**
Political Affairs	0	0	0	0	332	0	332
Total	**0**	**0**	**0**	**0**	**4,905**	**69**	**4,974**

Funds by Domestic Organization Unit

($ in thousands)

Office of Foreign Missions	FY 2009 Actual	FY 2010 Enacted	FY 2011 Request	Increase / Decrease
Chicago Field Office	425	388	338	(50)
Houston Field Office	400	355	345	(10)
Los Angeles Field Office	450	450	415	(35)
Miami Field Office	375	425	375	(50)
New York Field Office	375	400	354	(46)
Office of Property, Taxes, Services, and Benefits	375	500	331	(169)
Office of Vehicles, Tax, Customs	1,533	1,700	1,500	(200)
Office of the Deputy Assistant Secretary	425	348	966	618
San Francisco Field Office	250	300	350	50
Total	**4,608**	**4,866**	**4,974**	**108**

Funds by Object Class

($ in thousands)

Office of Foreign Missions	FY 2009 Actual	FY 2010 Enacted	FY 2011 Request	Increase / Decrease
1100 Personnel Compensation	2,080	2,097	2,090	(7)
1200 Personnel Benefits	500	522	512	(10)
2100 Travel & Trans of Persons	90	100	98	(2)
2500 Other Services	1,938	2,147	2,274	127
Total	**4,608**	**4,866**	**4,974**	**108**

This page intentionally left blank.

D&CP – POST ASSIGNMENT TRAVEL

Resource Summary

($ in thousands)

Appropriations	FY 2009 Actual	FY 2010 Enacted	FY 2011 Request	Increase / Decrease
Funds	182,705	183,619	186,049	2,430

Program Description

The Post Assignment Travel (PAT) function supports the Department's worldwide activities in the areas of change of station costs, travel, and transportation costs, and training per diem. This function is crucial to staffing overseas missions with competent, trained personnel and ensuring effective management of human resources. The Post Assignment Travel function will support the Department‘s mission in the following key areas:

Permanent Change of Station (PCS)
The majority of funds will be used for travel of employees and eligible family members, shipment of household effects and privately-owned vehicles, and placement of household effects into storage and continuing storage of effects. Except for travel funded by other appropriations, this account will fund all allowable appointment, transfer, home leave, and separation travel for both the Foreign Service and the Civil Service. Tours of duty are generally three or four years at most overseas posts and one or two years at posts with extreme hardship conditions.

Training Per Diem
Per diem is provided for employees while in extended training at the National Foreign Affairs Training Center. The training which these per diem payments will support prepares Foreign Service officers and Specialists for their next overseas assignments.

Justification of Request

The FY 2011 request of $186 million for PAT includes increases to maintain current services and support. An increase of $2.4 million is requested to support cost increases resulting from domestic inflation.

The FY 2011 budget request for appropriated funds will be further leveraged through a proposal for increasing the availability of consular fee revenues to offset the Bureau’s existing support costs for consular functions.

D&CP – POST ASSIGNMENT TRAVEL

Resource Summary

	Positions				Funds ($ in thousands)		
	American			Pos	Bureau	American	Funds
	Domestic	Overseas	FSN	Total	Managed	Salaries	Total
FY 2009 Actual	0	0	0	0	182,705	0	182,705
FY 2010 Estimate	0	0	0	0	183,619	0	183,619
FY 2011 Built-in Changes							
Domestic Inflation	0	0	0	0	2,430	0	2,430
Total Built-in Changes	0	0	0	0	2,430	0	2,430
FY 2011 Current Services	0	0	0	0	186,049	0	186,049
FY 2011 Request	0	0	0	0	186,049	0	186,049

Funds by Program Activity

($ in thousands)

Post Assignment Travel	FY 2009 Actual	FY 2010 Enacted	FY 2011 Request	Increase / Decrease
Post Assignment Travel	182,705	183,619	186,049	2,430
Total	**182,705**	**183,619**	**186,049**	**2,430**

Program Activities

	Positions				Funds ($ in thousands)		
	American			Pos	Bureau	American	Funds
Department Of State	Domestic	Overseas	FSN	Total	Managed	Salaries	Total
Post Assignment Travel	**0**	**0**	**0**	**0**	**186,049**	**0**	**186,049**
Total	**0**	**0**	**0**	**0**	**186,049**	**0**	**186,049**

Funds by Domestic Organization Unit

($ in thousands)

Post Assignment Travel	FY 2009 Actual	FY 2010 Enacted	FY 2011 Request	Increase / Decrease
Other Post Assignment Travel	182,705	183,619	186,049	2,430
Total	**182,705**	**183,619**	**186,049**	**2,430**

D&CP – POST ASSIGNMENT TRAVEL

Funds by Object Class

($ in thousands)

Post Assignment Travel	FY 2009 Actual	FY 2010 Enacted	FY 2011 Request	Increase / Decrease
1200 Personnel Benefits	16,960	17,045	10,383	(6,662)
2100 Travel & Trans of Persons	48,010	48,250	76,124	27,874
2200 Transportation of Things	98,591	99,085	76,786	(22,299)
2300 Rents, Comm & Utilities	9,528	9,576	0	(9,576)
2500 Other Services	9,616	9,663	22,756	13,093
Total	**182,705**	**183,619**	**186,049**	**2,430**

This page intentionally left blank.

D&CP – OFFICE OF POPULATION AND INTERNATIONAL MIGRATION

Resource Summary

($ in thousands)

Appropriations	FY 2009 Actual	FY 2010 Enacted	FY 2011 Request	Increase / Decrease
Funds	798	852	828	(24)

Program Description

The Bureau of Population, Refugees and Migration (PRM), including the Office of Population and International Migration (PIM), coordinate U.S. policies related to international population diplomacy. The Office takes the lead in the State Department, in collaboration with other bureaus and the U.S. Agency for International Development (USAID), to accomplish the Administration's goals related to population, family planning, and reproductive health. The office coordinates closely with other bureaus and agencies to determine foreign assistance funding levels for multilateral organizations involved with population programs. Funding to support bilateral international family planning activities is in the Global Health and Child Survival and other foreign operations accounts administered by USAID.

Through PRM, the U.S. Government advocates for international programs to enhance maternal and child health, promote family planning, and reduce the incidence of abortion, and provides policy analysis on demographic issues such as population aging. The U.S. Government promotes the principles embodied in the Program of Action adopted at the 1994 International Conference on Population and Development. These include human rights, gender equality, strong families, care and protection of children, the right of all couples and individuals to decide freely and responsibly the number, spacing and timing of their children and to have the information and means to do so, and that international family planning goals are defined in terms of unmet needs for information and services and that family planning activities adhere to the principle of voluntary choice.

PRM/PIM works to prepare U.S. delegations to international meetings and conducts bilateral negotiations in support of these principles. PRM/PIM has the lead in representing the U.S. Government on the Executive Board of the United Nations Population Fund (UNFPA) as well as the U.N. Commission on Population and Development (CPD). The office conducts outreach and dialogue with officials of governments, NGOs, and other organizations engaged with population, family planning and reproductive health matters.

This Diplomatic and Consular Programs account funds the operating expenses of a portion of PRM/PIM, including salaries and benefits for six staff who work on population issues in PRM.

The Department coordinates U.S. policies related to international population issues and promotes goals in the joint State/USAID Strategic Plan. PRM/PIM provides leadership in furthering the U.S. Government goal of promoting healthy and educated populations. The Office serves as the State Department's central point of contact for policy guidance relating to population, particularly on reproductive and sexual health and demographic analysis. The Office works with other State Department offices and U.S. Government agencies to ensure that language regarding population issues in documents adopted in multilateral fora, including the UN, is consistent with U.S. Government policy. PRM/PIM participates in the development of policy associated with maternal and reproductive health in the Millennium Development Goals. PRM was increasingly engaged in the issue of the migration of health workers, a topic of growing discussion in multilateral fora, including the World Health Organization and the Group of Eight. PRM/PIM plays a lead role in implementing President Obama's decision to work with Congress to restore U.S. financial support for the UNFPA. The office also works closely with USAID to implement the President's decision to reduce

unintended pregnancies and promote safe motherhood by rescinding the Mexico City Policy that placed unnecessarily broad restrictions on international family planning assistance.

Justification of Request

The FY 2011 budget request of $0.828 million supports ongoing operations for the Office of Population and International Migration

Resource Summary

	Positions				Funds ($ in thousands)		
	American			Pos	Bureau	American	Funds
	Domestic	Overseas	FSN	Total	Managed	Salaries	Total
FY 2009 Actual	0	0	0	0	798	0	798
FY 2010 Estimate	0	0	0	0	852	0	852
FY 2011 Built-in Changes							
Annualization of FY 2010 COLA	0	0	0	0	2	0	2
Domestic Inflation	0	0	0	0	2	0	2
FY 2011 American COLA	0	0	0	0	6	0	6
Total Built-in Changes	0	0	0	0	10	0	10
FY 2011 Current Services	0	0	0	0	862	0	862
FY 2011 Program Changes							
Base Adjustment	0	0	0	0	(34)	0	(34)
Total Program Changes	0	0	0	0	(34)	0	(34)
FY 2011 Request	0	0	0	0	828	0	828

Funds by Program Activity

($ in thousands)

Office of Population and International Migration	FY 2009 Actual	FY 2010 Enacted	FY 2011 Request	Increase / Decrease
Domestic Administrative Support	**0**	**852**	**0**	**(852)**
Policy Formulation	**798**	**0**	**828**	**828**
Total	**798**	**852**	**828**	**(24)**

D&CP – OFFICE OF POPULATION AND INTERNATIONAL MIGRATION

Program Activities

Population, Refugees, and Migration (PRM/POP)	Positions				Funds ($ in thousands)		
	American			Pos	Bureau	American	Funds
	Domestic	Overseas	FSN	Total	Managed	Salaries	Total
Policy Formulation	**0**	**0**	**0**	**0**	**828**	**0**	**828**
Total	**0**	**0**	**0**	**0**	**828**	**0**	**828**

Funds by Object Class

($ in thousands)

Office of Population and International Migration	FY 2009 Actual	FY 2010 Enacted	FY 2011 Request	Increase / Decrease
2500 Other Services	**798**	**852**	**828**	**(24)**
Total	**798**	**852**	**828**	**(24)**

This page intentionally left blank.

D&CP – INTERNATIONAL CRIMINAL JUSTICE

Resource Summary

($ in thousands)

Appropriations	FY 2009 Actual	FY 2010 Enacted	FY 2011 Request	Increase / Decrease
Positions	10	10	10	0
Funds	2,219	2,219	2,241	22

Program Description

The Office of Anti-Crime Programs (INL/C), located in the Bureau of International Narcotics and Law Enforcement Affairs (INL), coordinates policy and programs to combat a range of transnational crime and other illicit threats to U.S. national security interests including: money laundering and terrorist financing; alien smuggling; intellectual property theft; cyber-crime and cyber security; kleptocracy; and corruption. INL/C is also responsible for administering the International Law Enforcement Academies (ILEAs) and drug demand reduction programs. Anti-crime programs include providing law enforcement training, technical assistance, and procurement of equipment when determined to be in the strategic interest of the United States. The Office provides training, technical assistance, and contributions to several multilateral organizations that focus on developing and advancing the implementation of international criminal control norms at the global, regional, and national levels.

The Diplomatic and Consular Programs account funds the salaries and benefits for INL/C staff. Program funding is provided through annual Foreign Operations appropriations.

In FY 2011, INL/C programs will continue to address terrorist financing and money laundering threats to the United States. Initiatives include projects to: detect and deter trade-based money laundering, bulk cash smuggling, and the misuse of alternative remittance systems to move the funds of terrorists and other criminals; and sustain the multi-year, regionally-based technical assistance/training programs to establish comprehensive anti-money laundering/anti-terrorist financing regimes in the Pacific Islands and Africa.

INL/C will continue to contribute to the United National Global Program against Money Laundering and to other multilateral and regional standards-setting and evaluation organizations like the Financial Action Task Force (FATF) and the international network of seven FATF-style Regional Bodies covering the Western Hemisphere; Central, South, and East Asia; Southern and Eastern Africa; the Middle East and North Africa; and Europe.

INL/C will continue to support regional organizations, such as the Organization of American States (OAS), on alien smuggling/border security initiatives, an area of major concern because methods of smuggling illegal migrants can also serve as a vehicle for terrorist entry into the United States. INL/C supports several federal law enforcement agencies (Federal Bureau of Investigation, Immigration and Customs Enforcement, Drug Enforcement Administration, and Bureau of Alcohol, Tobacco, Firearms and Explosives) bilaterally to produce port security assessments and fund follow-up implementation programs. INL/C will emphasize training for immigration and customs officials on the detection of fraudulent documents and the development of better targeting and interviewing techniques.

INL/C will fund U.S. law enforcement training and technical assistance to build legal regimes and law enforcement capacity to combat the criminal misuse of information technology and intellectual property rights (IPR) crime in selected strategic countries, targeting those nations and regions where transnational crime and terrorism are growing concerns. Key IPR-focused bilateral assistance programs will be in Brazil, Colombia, India, Paraguay, South Africa, Nigeria, Ukraine, Russia and the

People's Republic of China, and multilateral assistance programs will be focused on the Central American Free Trade Agreement for the Dominican Republic and Association of Southeast Asian Nation member states. On cyber crime, INL/C will support the efforts of the Department of Justice to provide training that will enhance the cyber crime law enforcement capacities of cooperating nations in vulnerable regions around the world that also furthers U.S. interests.

INL/C will continue to promote implementation of the UN Convention against Corruption and support several regional mechanisms and initiatives, such as the Council of Europe, OAS, APEC, and the Middle East, that monitor and promote implementation of international anti-corruption commitments in over 135 countries. INL/C will also increase attention to anti-corruption in Africa and Central Asia.

INL/C will expand activities to manage the implementation of Presidential Proclamation 7750 to deny visas to corrupt foreign officials, those who corrupt them, and their dependents. INL/C will also support enhanced capacity to internationalize efforts to combat kleptocracy.

INL/C will also continue to give particular attention to cocaine producing and transiting countries in Latin America, the recurring amphetamine-type stimulant epidemic in Southeast Asia, the drug-related HIV/AIDS epidemics in Southeast Asia and Africa, the on-going gang problem in Central America, and the heroin threat from Asia, Afghanistan and Colombia. A continued area of focus will be the Middle East and South Asia where over 400 Muslim-based anti-drug programs are members of an INL/C-sponsored civil society/drug prevention network. Assistance will be provided primarily through sub-regional training centers strategically located around the globe, knowledge exchange forums where "best practices" are disseminated, and model programs that develop approaches to improve service delivery in the United States and worldwide, including to extend treatment and prevention programs to reach vulnerable groups and their unique challenges, such as women, adolescents, and children.

INL/C will also continue its key role in the Administration's Shared Security Partnership (SSP) program initiated in FY 2010 to strengthen institutional and regional responses abilities to terrorism and related criminal threats to sovereign countries. INL/C will continue to implement efforts to expand the law enforcement Regional Training Center in Peru to a full-time, permanent International Law Enforcement Academy; and establish a Regional Security Training Center (RSTC) in West Africa to serve as a venue to assist cooperating countries increase their capacities to address the broad spectrum of security challenges, including in the areas of law enforcement, border security, WMD proliferation, and to continue to develop other capabilities to enhance regional cooperation and security.

Justification of Request

The FY 2011 budget request of $2.241 million for International Criminal Justice includes increases to maintain current services and support several key initiatives. An increase of $22,000 for statutory pay raises for the base staffing level of 10 positions and maintains the FY 2010 level of activity.

D&CP – INTERNATIONAL CRIMINAL JUSTICE

Resource Summary

	Positions				Funds ($ in thousands)		
	American			Pos	Bureau	American	Funds
	Domestic	Overseas	FSN	Total	Managed	Salaries	Total
FY 2009 Actual	10	0	0	10	0	2,219	2,219
FY 2010 Estimate	10	0	0	10	0	2,219	2,219
FY 2011 Built-in Changes							
Annualization of FY 2010 COLA	0	0	0	0	0	10	10
FY 2011 American COLA	0	0	0	0	0	12	12
Total Built-in Changes	0	0	0	0	0	22	22
FY 2011 Current Services	10	0	0	10	0	2,241	2,241
FY 2011 Request	10	0	0	10	0	2,241	2,241

Staff by Program Activity
(positions)

International Criminal Justice	FY 2009 Actual	FY 2010 Enacted	FY 2011 Request	Increase / Decrease
Counter-Terrorism Programs	**10**	**10**	**10**	**0**
Total	**10**	**10**	**10**	**0**

Funds by Program Activity
($ in thousands)

International Criminal Justice	FY 2009 Actual	FY 2010 Enacted	FY 2011 Request	Increase / Decrease
Counter-Terrorism Programs	**2,219**	**2,219**	**2,241**	**22**
Total	**2,219**	**2,219**	**2,241**	**22**

Program Activities

	Positions				Funds ($ in thousands)		
	American			Pos	Bureau	American	Funds
International Criminal Justice (ICJ)	Domestic	Overseas	FSN	Total	Managed	Salaries	Total
Counter-Terrorism Programs	**10**	**0**	**0**	**10**	**0**	**2,241**	**2,241**
Total	**10**	**0**	**0**	**10**	**0**	**2,241**	**2,241**

D&CP – INTERNATIONAL CRIMINAL JUSTICE

Staff by Domestic Organization Unit

(positions)

International Criminal Justice	FY 2009 Actual	FY 2010 Enacted	FY 2011 Request	Increase / Decrease
Organized Crime Division	10	10	10	0
Total	10	10	10	0

Funds by Domestic Organization Unit

($ in thousands)

International Criminal Justice	FY 2009 Actual	FY 2010 Enacted	FY 2011 Request	Increase / Decrease
Organized Crime Division	2,219	2,219	2,241	22
Total	2,219	2,219	2,241	22

Funds by Object Class

($ in thousands)

International Criminal Justice	FY 2009 Actual	FY 2010 Enacted	FY 2011 Request	Increase / Decrease
1100 Personnel Compensation	1,732	1,740	1,772	32
1200 Personnel Benefits	487	479	469	(10)
Total	2,219	2,219	2,241	22

D&CP – OFFICE TO MONITOR AND COMBAT TRAFFICKING IN PERSONS

Resource Summary

($ in thousands)

Appropriations	FY 2009 Actual	FY 2010 Enacted	FY 2011 Request	Increase / Decrease
Positions	24	26	29	3
Funds	4,790	6,206	6,806	600

Program Description

The Office to Monitor and Combat Trafficking in Persons (G/TIP) was established in October 2001 pursuant to the Trafficking Victims Protection Act (TVPA) of 2000, and its subsequent reauthorizations. G/TIP is the leading United States advocate on the issue of global trafficking in persons. Its mission is to nurture a movement of states, international organizations, and civil society actors to eradicate modern-day slavery by prosecuting traffickers, protecting victims, and preventing trafficking in persons – the three-P paradigm.

G/TIP is responsible for compiling and submitting the annual *Trafficking in Persons Report* (TIP Report) to Congress on anti-human trafficking efforts of foreign governments; managing central anti-trafficking funds; advancing public awareness and advocacy in concert with non-governmental organizations (NGOs), international organizations, the Congress, and the media; and coordinating and chairing an interagency process guiding US Government anti-trafficking policy and programs. In FY 2011, G/TIP will publish the eleventh annual TIP Report. In preparing the report, G/TIP engages with foreign governments and civil society organizations to focus attention on trafficking in persons and conduct assessments of each country's anti-trafficking efforts according to the minimum standards established in the TVPA, as amended. Countries included in the report are placed in one of four categories (Tier 1, Tier 2, Tier 2 Watch List, and Tier 3) based on the degree to which they comply with the minimum standards of the amended TVPA. The goal of this report is not to punish but to spur foreign governments to take action against trafficking in persons (TIP). The report's high credibility is based on tough, honest, and objective assessments of efforts made by foreign governments to address and eradicate TIP. For all Tier 3 and Tier 2 Watch list countries, the US Government outlines a mini-action plan intended to encourage bilateral commitment on behalf of victims.

G/TIP currently manages 190 open grants, with an additional 38 expected to be awarded in early 2010. This totals more than $66 million in foreign assistance grant funds that G/TIP oversees to combat TIP throughout the world. G/TIP staff prepares solicitations, organizes interagency panel reviews of grant proposals, monitors ongoing projects, makes monitoring and evaluation site visits to the field, and identifies technical assistance and research needs. In FY 2011, the Administration will award grants amounting to $20.4 million in International Narcotics and Law Enforcement (INCLE) funds for G/TIP. For FY 2011, G/TIP will use the 2010 TIP Report as a strategic framework and will focus funds on identified priority countries from the lowest tiers (Tier 3 and Tier 2 Watch List) where trafficking is on the rise and where there is political will to address the deficiencies but a corresponding lack of economic resources. G/TIP funded 73 percent of the 2009 priority countries and 62 percent of 2008 priority countries.

Proposals will be solicited from Embassies, international organizations and nongovernmental organizations for projects in selected priority countries that support overseas education and training programs for law enforcement officers, prosecutors, and the judiciary; efforts to rescue, protect, and assist victims around the world; and, support public education programs that raise global awareness about human trafficking and how it can be abolished. Proposed activities will continue to be coordinated with other on-going US Government programs (through the interagency Senior Policy

Operating Group (SPOG), chaired by G/TIP's Director) to ensure consistency and to avoid anti-human trafficking program duplication. All funded projects will be vetted through the SPOG review procedures to ensure compliance with US Government policy.

Justification of Request

The Department's FY 2011 D&CP request of $6.806 million for the Office to Monitor and Combat Trafficking in Persons includes increases to maintain current services and support a number of key initiatives. An increase of $104,000 for statutory pay raises, domestic inflation, and step increases maintains the FY 2010 level of activity.

Public Affairs and Outreach: $496,000 including 3 Positions

G/TIP requests $496,000 including an increase of 3 new American positions (2 Civil Service and 1 Foreign Service), over a base $6.310 million for 26 positions. These positions are necessary for the increased workload of assessing more countries on the annual TIP Report, reducing the number of contractors that will save operating funds and foreign assistance funds, and supporting the Public Affairs/Outreach Team and multilateral efforts of the office. The Inspector General, in the routine 2005 inspection report, recommended that G/TIP add more FSOs for diplomatic engagement expertise and field experience. Two additional Civil Service FTEs will support the Reports and Political Affairs (RPA) Team and the International Programs Team. Additional staff on these teams will help in assessing the steadily increasing number of countries ranked in the TIP Report through engaging regional bureaus and foreign governments and in performing enhanced monitoring and evaluation of new and existing country projects.

FY 2010 Request
Resource Summary

	Positions				Funds ($ in thousands)		
	American			Pos	Bureau	American	Funds
	Domestic	Overseas	FSN	Total	Managed	Salaries	Total
FY 2009 Actual	24	0	0	24	1,745	3,045	4,790
FY 2010 Estimate	26	0	0	26	3,012	3,194	6,206
FY 2011 Built-in Changes							
Annualization of FY 2010 COLA	0	0	0	0	1	30	31
Domestic Inflation	0	0	0	0	31	0	31
FY 2011 American COLA	0	0	0	0	5	37	42
Total Built-in Changes	0	0	0	0	37	67	104
FY 2011 Current Services	26	0	0	26	3,049	3,261	6,310
FY 2011 Program Changes							
G/TIP Support Costs and FTE	3	0	0	3	0	496	496
Total Program Changes	3	0	0	3	0	496	496
FY 2011 Request	29	0	0	29	3,049	3,757	6,806

D&CP – OFFICE TO MONITOR AND COMBAT TRAFFICKING IN PERSONS

Staff by Program Activity
(positions)

Office to Monitor and Combat Trafficking in Persons	FY 2009 Actual	FY 2010 Enacted	FY 2011 Request	Increase / Decrease
Conduct of Diplomatic Relations	**24**	**26**	**29**	**3**
Political Affairs	24	26	29	3
Total	**24**	**26**	**29**	**3**

Funds by Program Activity
($ in thousands)

Office to Monitor and Combat Trafficking in Persons	FY 2009 Actual	FY 2010 Enacted	FY 2011 Request	Increase / Decrease
Conduct of Diplomatic Relations	**4,790**	**6,206**	**6,806**	**600**
Political Affairs	4,790	6,206	6,806	600
Total	**4,790**	**6,206**	**6,806**	**600**

Program Activities

Office to Monitor and Combat Trafficking in Persons (TIP)	Positions				Funds ($ in thousands)		
	American			Pos	Bureau	American	Funds
	Domestic	Overseas	FSN	Total	Managed	Salaries	Total
Conduct of Diplomatic Relations	**29**	**0**	**0**	**29**	**3,049**	**3,757**	**6,806**
Political Affairs	29	0	0	29	3,049	3,757	6,806
Total	**29**	**0**	**0**	**29**	**3,049**	**3,757**	**6,806**

Staff by Domestic Organization Unit
(positions)

Office to Monitor and Combat Trafficking in Persons	FY 2009 Actual	FY 2010 Enacted	FY 2011 Request	Increase / Decrease
Trafficking in Persons Office	**24**	**26**	**29**	**3**
Total	**24**	**26**	**29**	**3**

D&CP – OFFICE TO MONITOR AND COMBAT TRAFFICKING IN PERSONS

Funds by Domestic Organization Unit

($ in thousands)

Office to Monitor and Combat Trafficking in Persons	FY 2009 Actual	FY 2010 Enacted	FY 2011 Request	Increase / Decrease
Trafficking in Persons Office	4,790	6,206	6,806	600
Total	4,790	6,206	6,806	600

Funds by Object Class

($ in thousands)

Office to Monitor and Combat Trafficking in Persons	FY 2009 Actual	FY 2010 Enacted	FY 2011 Request	Increase / Decrease
1100 Personnel Compensation	3,394	3,494	4,350	856
2100 Travel & Trans of Persons	667	1,000	796	(204)
2400 Printing & Reproduction	364	300	215	(85)
2500 Other Services	0	1,000	1008	8
2600 Supplies and Materials	365	412	437	25
Total	4,790	6,206	6,806	600

FOREIGN SERVICE NATIONAL SEPARATION LIABILITY TRUST FUND

Resource Summary

($ in thousands)

Appropriations	FY 2009 Actual	FY 2010 Enacted	FY 2011 Request	Increase / Decrease
Funds	11,094	27,946	29,570	1,624

Program Description

The Foreign Service National Separation Liability Trust Fund (FSNSLTF), was established pursuant to section 151 of the Foreign Relations Authorization Act, Fiscal Years 1992 and 1993 (Public Law 102-138) (22 U.S.C. 4012a) to provide separation pay for Foreign National employees of agencies of the U.S. Government, other than the Department of Defense.

The FSNSLTF funds the accrued separation pay of employees who voluntarily resign, retire, die in service, or lose their jobs due to a reduction-in-force; it applies only in those countries that, due to local law or practice, require a lump-sum payment for voluntary separation based on years of service. Moreover, for those posts whose separation pay plans permit, eligible local employees can periodically obtain advances on accrued separation balances prior to separation.

A proportionate share of each year's annual accrued liability of the FSNSLTF is funded by the Diplomatic and Consular Program (D&CP) appropriation including Public Diplomacy (PD) and Worldwide Security Protection resources.

Justification of Request

The Department's FY 2011 request of $29.6 million includes an increase of $1.6 million to provide the proportionate estimated accrued liability increase based on the net increase in Locally Employed Staff (LES) payroll at participating posts.

Resource Summary

	Positions				Funds ($ in thousands)		
	American			Pos	Bureau	American	Funds
	Domestic	Overseas	FSN	Total	Managed	Salaries	Total
FY 2009 Actual	0	0	0	0	11,094	0	11,094
FY 2010 Estimate	0	0	0	0	27,946	0	27,946
FY 2011 Built-in Changes							
Current Services Adjustment	0	0	0	0	1,624	0	1,624
Total Built-in Changes	0	0	0	0	1,624	0	1,624
FY 2011 Current Services	0	0	0	0	29,570	0	29,570
FY 2011 Request	0	0	0	0	29,570	0	29,570

FOREIGN SERVICE NATIONAL SEPARATION LIABILITY TRUST FUND

Funds by Program Activity

($ in thousands)

FSN Separation Liability Trust Fund Payment	FY 2009 Actual	FY 2010 Enacted	FY 2011 Request	Increase / Decrease
Overseas Program Support	8,856	22,474	23,797	1,323
Public Diplomacy	2,238	5,472	5,773	301
Total	**11,094**	**27,946**	**29,570**	**1,624**

Program Activities

	Positions				Funds ($ in thousands)		
	American			Pos	Bureau	American	Funds
Department Of State	Domestic	Overseas	FSN	Total	Managed	Salaries	Total
Overseas Program Support	**0**	**0**	**0**	**0**	**23,797**	**0**	**23,797**
Public Diplomacy	**0**	**0**	**0**	**0**	**5,773**	**0**	**5,773**
Total	**0**	**0**	**0**	**0**	**29,570**	**0**	**29,570**

Funds by Object Class

($ in thousands)

FSN Separation Liability Trust Fund Payment	FY 2009 Actual	FY 2010 Enacted	FY 2011 Request	Increase / Decrease
2500 Other Services	11,094	27,946	29,570	1,624
Total	**11,094**	**27,946**	**29,570**	**1,624**

EMBASSY SECURITY, CONSTRUCTION, AND MAINTENANCE

Proposed Appropriation Language

For necessary expenses for carrying out the Foreign Service Buildings Act of 1926 (22 U.S.C. 292–303), preserving, maintaining, repairing, and planning for buildings that are owned or directly leased by the Department of State, renovating, in addition to funds otherwise available, the Harry S Truman Building, and carrying out the Diplomatic Security Construction Program as authorized, **[**$876,850,000**]***$857,300,000*, to remain available until expended as authorized, of which not to exceed $25,000 may be used for domestic and overseas representation as authorized:
Provided, That none of the funds appropriated in this paragraph shall be available for acquisition of furniture, furnishings, or generators for other departments and agencies.

In addition, for the costs of worldwide security upgrades, acquisition, and construction as authorized, **[**$847,300,000**]***$824,200,000*, to remain available until expended**[**: *Provided*, That not later than 45 days after enactment of this Act, the Secretary of State shall submit to the Committees on Appropriations the proposed allocation of funds made available under this heading and the actual and anticipated proceeds of sales for all projects in fiscal year 2010**]**. *(Department of State, Foreign Operations, and Related Programs Appropriations Act, 2010.)*

EMBASSY SECURITY, CONSTRUCTION, AND MAINTENANCE

Resource Summary

($ in thousands)

Appropriations	FY 2009 Actual*	FY 2010 Enacted	FY 2011 Request**	Increase / Decrease
Positions	958	958	958	0
Funds	2,669,369	1,724,150	1,681,500	(42,650)

* FY 2009 Actual includes $135.2 million for construction of overseas facilities for the United States Agency for International Development as provided by the Omnibus Appropriations Act, 2009 (P.L. 111-8); $41.3 million in bridge funding provided by the Supplemental Appropriations Act, 2008 (P.L. 110-252); and $921.5 million provided by the Supplemental Appropriations Act, 2009 (P.L. 111-32), of which $90.9 million is forward funding for FY 2010 requirements.

* *The proposal to increase retention of fee revenues will provide additional funds for support of consular functions.

Program Description

The Bureau of Overseas Buildings Operations (OBO), funded through the Embassy Security, Construction and Maintenance (ESCM) appropriation, is responsible for providing U.S. Diplomatic and Consular missions overseas with secure, safe, and functional facilities to assist them in achieving the foreign policy objectives of the United States.

OBO has established an organizational framework to improve results and performance through accountability and transparency. There are performance measures throughout the organization and results are reported and evaluated monthly in Program Performance Review sessions conducted by the OBO Director. Over the last 10 years, OBO has a proven track record of high performance and effectiveness – successfully completing several OMB Program Assessment Rating Tool (PART) exercises, five major Government Accountability Office (GAO) audits and a comprehensive inspection by the Department of State's Office of the Inspector General (OIG).

The management team continues to look for innovative strategies to improve performance and accountability as the global environment changes. Using the Long-Range Overseas Buildings Plan (LROBP) as a model, OBO has developed the Long-Range Overseas Maintenance Plan (LROMP), which documents the Department's overseas maintenance, repair and modernization needs for existing facilities and provides insight into key projects required to protect the billions invested by the U.S. Government in new facilities and infrastructure for key stakeholders. OBO completed a significant reorganization, merging the Office of Construction Management (CM), the Office of Facility Management (FAC) and the Office of Security Management (SM) into the new Directorate of Construction, Facility and Security Management to improve responsiveness to field issues in a rapidly changing global environment and to provide life-cycle accountability for Department facilities within one component of the OBO organization.

Priorities

The work supported by this request is vital, as over 83,000 U.S. government employees from more than 30 agencies at over 265 locations depend upon the infrastructure OBO provides and maintains. OBO is focused on several priorities to ensure the Department and its diplomatic corps have the tools and platform to be effective.

Capital Security Construction

This program continues to be the centerpiece of the OBO mission. This funding, together with the Capital Security Cost Sharing Program (CSCSP), other reimbursements and consular fees, will provide over $1.4 billion in FY 2011 for the planning, design and construction of new embassy compounds (NEC) to replace facilities in the most vulnerable locations. This request will fund

projects in Casablanca, Morocco; Dhahran, Saudi Arabia; Jakarta, Indonesia; Lima, Peru; N'Djamena, Chad; New Delhi, India; and Rabat, Morocco as well as site acquisitions for locations where NEC projects are planned in the future.

Maintenance and Modernization
Sustaining existing infrastructure is critical to protect the Department's investment in new facilities under the Capital Security Construction Program and address facility needs at all posts. OBO has worked to improve the management of existing maintenance funding, such as creating the LROMP, so that limited resources are used to correct the most critical deficiencies. OBO seeks to extend the useful life of existing infrastructure and protect the Department's long-term investment in new facilities.

Leasehold
Leasing functional space and housing continue to be a management focus as OBO refines a variety of techniques used to contain costs and ensure the leasehold program is affordable. While new overseas positions, new post openings and security requirements that force overseas personnel to be located in more secure, more expensive residential locations place significant pressure on the leasehold account, OBO continues the current management regimen to ensure affordability.

Repair and Construction
Critical facility upgrades are also driven by policy requirements, such as when a host country relocates the capital city or when the United States establishes, re-establishes or expands representation with a country. All constructed facilities must meet the same security standards as those funded under the Capital Security Construction Program, and these investments are essential to achieving strategic foreign policy goals.

Continuing on-going operations
This core component ensures that essential facility services for overseas personnel are uninterrupted, and is necessary to continue projects already underway and maintain existing facilities. Failure to meet these recurring needs would jeopardize OBO's ability to manage on-going projects, add to the existing maintenance backlog, diminish the value of existing government assets (including newly constructed NECs), and result in higher maintenance and rehabilitation costs in future years.

Performance

Minimizing duration and cost growth allows OBO to accomplish its key goal of strengthening consular and management capabilities by moving more people into secure, safer, functional facilities quickly and efficiently. Project managers and supervisors use this data to identify concerns on individual projects and mitigate the risk of budget and schedule overruns.

STRATEGIC GOAL: STRENGTHENING CONSULAR AND MANAGEMENT CAPABILITIES						
Strategic Priority	Facilities					
Bureau Goal	Indicator is a department level measure and was developed outside of bureau strategic planning process					
Indicator	NEW INDICATOR: Average duration and cost growth for capital construction projects completed annually.					
FY 2006 Result	FY 2007 Result	FY 2008 Result	FY 2009 Result	FY 2009 Target	FY 2010 Target	FY 2011 Target
N/A New Indicator, No Rating	N/A New Indicator, No Rating	N/A New Indicator, No Rating	Duration 9%; Cost 14% New Indicator, No Rating	[Baseline Year]	25% duration; 5% cost	25% duration; 5% cost
Impact	Minimizing duration and cost growth allows OBO to focus on its key principle of strengthening consular and management capabilities.					
Methodology	Duration growth is determined by a ratio of actual construction contract duration over original construction contract duration annually. Cost is determined by actual construction contract cost plus settled requests for equitable adjustments (REAs) and claims over original construction contract cost.					
Data Source and Quality	Budget and actual cost data. Data quality assessment revealed no significant limitations.					

Post Annual Facility Conditions Surveys provide rigorous and quantifiable facilities maintenance metrics that will lead to the development of a Facilities Condition Index (FCI) for overseas Government-owned and Long-term leased properties. This index, which will be phased in as the primary indicator in future years, will rate existing facility conditions, helping the Department better prioritize and target long-term maintenance plans for overseas State Department facilities.

STRATEGIC GOAL: STRENGTHENING CONSULAR AND MANAGEMENT CAPABILITIES						
Strategic Priority	Facilities					
Bureau Goal	Indicator is a department level measure and was developed outside of bureau strategic planning process					
Indicator	NEW INDICATOR: Completion and timely submission of Post Annual Facility Condition Surveys, Post Annual Inspection Summaries, preparation of the annual Long Range Overseas Maintenance Plans, and annually prioritize maintenance, repair, and improvement projects.					
FY 2006 Result	FY 2007 Result	FY 2008 Result	FY 2009 Result	FY 2009 Target	FY 2010 Target	FY 2011 Target
N/A New Indicator, No Rating	N/A New Indicator, No Rating	N/A New Indicator, No Rating	AFCS: 89%; AIS: 87% * New Indicator, No Rating	[Baseline Year]	90% of posts completed	100% of posts completed
Impact	Comprehensive data collection will improve project coordination and prioritization and will result in better maintenance of our overseas facilities thereby strengthening our consular and management capabilities.					
Methodology	Surveys are collected annually from all missions and submitted to OBO.					
Data Source and Quality	Bureau Strategic Plan Data quality assessment revealed no significant limitations.					

EMBASSY SECURITY, CONSTRUCTION, AND MAINTENANCE

Secure and safe facilities not only benefit USG employees, estimated to be over 80,000 worldwide, but also US Citizens and foreign nationals who visit our Embassies and Consulates. The indicator below shows the primary outcome of the Department's Capital Construction program.

STRATEGIC GOAL: STRENGTHENING CONSULAR AND MANAGEMENT CAPABILITIES						
Strategic Priority	Facilities					
Bureau Goal	Indicator is a department level measure and was developed outside of bureau strategic planning process					
Indicator	NEW INDICATOR: Total cumulative number of United States Government personnel moved into more secure, safe, and functional facilities since 2001.					
FY 2006 Result	FY 2007 Result	FY 2008 Result	FY 2009 Result	FY 2009 Target	FY 2010 Target	FY 2011 Target
10034 personnel New Indicator, No Rating	14940 personnel New Indicator, No Rating	18539 personnel New Indicator, No Rating	20,012 personnel [Baseline] New Indicator, No Rating	[Baseline Year]	21512 personnel	23012 personnel
Impact	OBO is strengthening Consular and Management capabilities by building new platforms for diplomacy and moving USG personnel into more secure facilities.					
Methodology	Readily quantifiable from regular OBO reporting data. FY 2009 result refers to new embassy compounds and new consulate compounds.					
Data Source and Quality	OBO reporting data. Data quality assessment revealed no significant limitations.					

Project Targets and Results

The mission of OBO is to provide U.S. diplomatic and consular missions with secure, safe, and functional facilities to assist them in achieving U.S. foreign policy objectives. To achieve this mission, OBO is focused on four priority goals that advance diplomatic readiness and are aligned with Department of State's strategic goals. These goals are:

- Capital Security Construction – Award capital security construction projects which have been listed in the Department's Long Range Overseas Building Plan (LROBP), after consultation with other agencies, and complete the construction on time and within budget. The program will provide NECs that are secure, safe, and functional for U.S. Government employees to pursue the national interests of the United States.

- Compound and Physical Security – Provide physical security and compound security upgrades to the Department's overseas facilities to protect employees from terrorist and other security threats. This also includes security upgrades for soft targets such as schools, recreational facilities, and residences.

- Maintenance of Assets – Maintain, repair, and rehabilitate overseas diplomatic and consular facilities in an effective manner that enhances the quality of life of employees while allowing them to perform their duties in secure, safe, and functional facilities.

- Asset Management – Acquire, dispose of, and manage the Department's overseas real property in a professional manner that meets Department needs; is performed on terms

favorable to the U.S. Government; and is defensible to OMB, the Congress, and the American public, serving as the Department of State's overseas property manager.

In support of these four goals, each component of the OBO organization has established performance targets that benchmark critical functions. OBO management reviews performance against these targets monthly to identify potential problems and ensure effective performance. OBO management also meets regularly with its Industry Advisory Panel to review and discuss issues with an aim toward maximizing the free exchange of ideas and best practices between the government and private sector.

OBO has demonstrated that its organization, culture, and processes have resulted in outstanding performance. Since 2001, OBO has consistently delivered and as of December 2009 have the following performance statistics to demonstrate a clear record of outstanding achievement:

- Completed construction of 69 new facilities since 2001:

Abidjan, Cote D'Ivoire	Abu Dhabi, United Arab Emirates	Abuja, Nigeria
Accra, Ghana	Accra, Ghana (USAID)	Algiers, Algeria
Astana, Kazakhstan	Athens, Greece Annex	Baghdad, Iraq
Baghdad, Iraq (IOB)	Bamako, Mali	Bamako, Mali, (USAID)
Beijing, China	Belmopan, Belize	Berlin, Germany
Bern, Switzerland	Bogota, Colombia Annex	Bogota, Colombia (IOB)
Brazzaville, Republic of Congo	Bridgetown, Barbados	Cape Town, South Africa
Conakry, Guinea	Conakry, Guinea (USAID)	Ciudad Juarez, Mexico
Dar es Salaam, Tanzania	Dar es Salaam, Tanzania (USAID)	Dili, East Timor (IOB)
Doha, Qatar	Dushanbe, Tajikistan	Frankfurt, Germany
Freetown, Sierra Leone	Istanbul, Turkey	Johannesburg, South Africa
Kabul, Afghanistan	Kabul, Afghanistan (ARG/USAID)	Kampala, Uganda
Kampala, Uganda (USAID)	Kathmandu, Nepal	Kathmandu, Nepal (USAID)
Kigali, Rwanda	Kingston, Jamaica	Kingston, Jamaica (USAID)
Kolonia, Federated States of Micronesia	Koror, Republic of Palau	Lima, Peru (USAID)
Lome, Togo	Luanda, Angola	Managua, Nicaragua
Managua, Nicaragua (USAID)	Nairobi, Kenya	Nairobi, Kenya (USAID)
Ouagadougou, Burkina Faso	Panama City, Panama	Phnom Penh, Cambodia
Phnom Penh, Cambodia (USAID)	Port au Prince, Haiti	Quito, Ecuador
Rangoon, Burma	São Paulo, Brazil	Skopje, Republic of Macedonia
Sofia, Bulgaria	Tashkent, Uzbekistan	Tbilisi, Georgia
Tbilisi, Georgia (USAID)	Tirana, Albania Annex	Tunis, Tunisia
Yaoundé, Cameroon	Yerevan, Armenia	Zagreb, Croatia

- Continued to manage the on-going construction/design of 35 new facilities:

Abuja, Nigeria (Annex)	Addis Ababa, Ethiopia	Antananarivo, Madagascar
Bandar Seri Begawan, Brunei	Beijing, China (Annex)	Belgrade, Serbia
Bucharest, Romania	Bujumbura, Burundi	Caracas, Venezuela MSGQ
Djibouti, Djibouti	Dubai, United Arab Emirates	Guangzhou, China
Guayaquil, Ecuador	Jeddah, Saudi Arabia (NEC/Housing)	Jerusalem (Annex)
Kabul, Afghanistan (Annex/Housing)	Karachi, Pakistan	Khartoum, Sudan
Kyiv, Ukraine	Libreville, Gabon	Lusaka, Zambia
Malabo, Equatorial Guinea	Manila, Philippines (Annex)	Monrovia, Liberia

(Design)		
Monterrey, Mexico	Mumbai, India	Niamey, Niger MSGQ
Riga, Latvia	Sarajevo, Bosnia and Herzegovina	Sanaa, Yemen NOX/Housing
Surabaya, Indonesia	Suva, Fiji	Taipei, Taiwan (Phase I)
Tijuana, Mexico	Valletta, Malta	

- Anticipate awarding contracts for 10 new facilities in FY 2010:

Bishkek, Kyrgyzstan (Annex)	Dakar, Senegal	Islamabad, Pakistan
Kabul, Afghanistan (Housing/Chancery)	London, United Kingdom (Design)	Malabo, Equatorial Guinea (Construction)
Pretoria, South Africa (NOX)		Ouagadougou, Burkina Faso (MSGQ)
Port Moresby, Papua New Guinea		Santo Domingo, Dominican Republic

- Anticipate awarding contracts for 8 new facilities in FY 2011:

Casablanca, Morocco (NCC)	Dhahran, Saudi Arabia (NCC/Housing)	Jakarta, Indonesia
Lima, Peru (MSGQ)	N'Djamena, Chad	NATO II (Design)
New Delhi, India (NOX)	Rabat, Morocco	

Note: NATO II is not funded through CSCS

From 2000 to December 2009, OBO has moved over 20,458 people out of vulnerable locations and into more secure, safe and functional facilities – vastly improving the protection of both employees and sensitive U.S. Government information.

The FY 2011 budget request outlines important steps to ensure the long-term success of the security capital program and the Department's asset management program. In order to ensure the success of the new facilities, it is critical OBO provide proper maintenance. Additionally, addressing existing facility maintenance requirements will provide long-term value to the U.S. Government. Building on our commitment to construct efficient and sustainable facilities, OBO is instituting a comprehensive framework to audit, benchmark and track progress for each OBO office building with the goal of meeting energy and water savings targets set for federal buildings by 2015.

OBO leads the Department of State's efforts on the Federal Real Property Initiative. Working closely with USAID and the Bureau of Administration, OBO developed a comprehensive Asset Management Plan, a rolling three-year Timeline-of-Initiatives, an inventory of Department properties, and refined performance measures to improve the assessment of asset management results. OBO has demonstrated substantial, measurable results in OMB deliverables by disposing of surplus assets, properly maintaining assets and operating facilities at reasonable costs. OBO continues to implement new initiatives to improve the accuracy of asset data.

This type of continuous improvement is particularly important since many of the Department's facilities require repair, rehabilitation, rebuilding, restoring, or replacement. The request will support OBO initiatives to sustain this progress, as well as to ensure compliance on Federal Real Property Management principles (Executive Order 13327).

Justification of Request

The Department's FY 2011 request of $1.682 billion and 958 positions is a decrease of $42.7 million from the FY 2010 enacted level, but includes increases to maintain current services and support

several key initiatives. When FY 2010 is adjusted for the $90.9 million in forward funding from the FY 2009 supplemental; the net reduction from FY 2010 increases to $133.6 million. The request includes $18.5 million for statutory pay raises, domestic and overseas inflation to maintain the FY 2010 level of activity. In addition to appropriated funds, the ESCM budget request includes $174 million in consular fee revenue to support facility costs, of which $114 million will support the Worldwide Security Upgrade program. The combination of $824.2 million in appropriated resources and $114 million in consular fees will provide $938.2 million to continue the Worldwide Security Upgrade Program and cover the Department of State's share of Capital Security Cost Sharing. Consular fee revenue of $60 million will support consular projects in the Repair and Construction program. The budget also includes $113.6 million for the Repair and Construction Program and $743.7 million to support operating elements.

Worldwide Security Upgrades: $824,200,000
When combined with $114 million in consular fees, this request provides full funding for the Department of State's share of the Capital Security Cost Sharing Program, as well as the Compound Security Program which performs a variety of physical and technical security upgrades. The centerpiece of this program is the Capital Security Program which constructs new embassy compounds (NECs) at the Department's most vulnerable locations. In FY 2011, OBO requests funding for the following programs:

- $729,700,000 – Capital Security Program
- Consular fees and those funds contributed by other agencies, will provide over $1.4 billion for the planning, design and construction of NECs.
- $94,500,000 – Compound Security Program
- This program funds compound security upgrades, installation of forced entry/ballistic resistant doors and windows, security upgrades for soft targets, maintenance of shatter resistant window film, environmental security protection and setback properties should they become available for acquisition.

Repair and Construction: $113,575,000
This request is an essential element of the Department's effort to protect the U.S. Government's multi-billion dollar investment in new construction to avoid exponential maintenance costs as well as address critical maintenance requirements at existing legacy facilities. In addition to the maintenance funding, the Repair and Construction request includes funding for the design of the build-out of the U.S. Mission to NATO's offices in the new NATO Headquarters in Brussels, Belgium. An additional $60 million in Consular Fee revenues will be used to support Consular Affairs related projects. The FY 2011 request is comprised of the following elements:

- $36,375,000 – Major Rehabilitation Program
- This program rehabilitates, upgrades, or replaces building systems that can no longer be physically or economically maintained by routine, preventive and unscheduled repair activities. System rehabilitation, replacement and upgrade is done to extend the life of the building and ensure continued serviceability, provide a secure and safe environment for U.S. Government employees and capitalize on efficiencies offered by new technologies. This program will be supported with $48 million of consular fee revenues.
- $18,000,000 – Strategic Capital Program
- This program provides for design of the U.S. Mission to NATO in Brussels, Belgium.
- $58,000,000 – Repair and Improvement Program
- This program funds repairs and upgrades at Department facilities and is a core component of the OBO maintenance program. As problems at overseas facilities around the world are identified, they are compiled, evaluated and prioritized within the Buildings Management Integrated Systems (BMIS) database. This prioritized listing of global issues is used as the basis for allocating limited repair resource to ensure the most essential facilities problems with the greatest impact are addressed first. This program will be supported with $12 million of Consular fee revenues.
- $1,200,000 – Procurement Surcharge
- This funding covers the Department of State acquisition office's one percent fee for processing and awarding contracts.

Operations: $743,725,000
The request for operations includes an increase of $450,000 to cover contractual increases in overseas leases.

EMBASSY SECURITY, CONSTRUCTION, AND MAINTENANCE

In an effort to improve the life-cycle management of Department facilities, OBO completed a reorganization of the operating units. The FY 2011 operations request reflects this new structure and provides funding for seven major components: Planning and Real Estate (PRE); Program Development, Coordination and Support (PDCS); Construction, Facility and Security Management (CFSM); Operations (OPS); Resource Management (RM); Domestic Renovations and Procurement Surcharge. Each of the following elements provides critical support to Department operations as well as the capital construction programs within OBO:

- $14,230,000 – Planning and Real Estate
- This program supports the strategic planning and real property management activities for all aspects of the OBO organization. Proper planning is a critical element to complete projects on-time and within budget while providing the right platform to successfully support operations in the field. The OBO planning component provides deliverables such as the Long -Range Overseas Buildings Plan (LROBP) and Long-Range Overseas Maintenance Plan (LROMP) as well as other services such as master planning, evaluating public/private partnership business cases and performing real property appraisals. This request also provides support necessary to manage a real property portfolio with an estimated value of over $55 billion including acquisition of new sites for future capital construction, negotiating leases and disposing of facilities replaced by newly constructed NECs.

- $38,019,000 – Program Development, Coordination and Support
- This program is the core of the OBO comprehensive project management approach and includes cost estimating, design and engineering reviews, and other project oversight activities. Projects are monitored from inception to completion, including the request for proposal (RFP) process and various engineering reviews. Project managers from this office lead the Washington-based team in support of field operations and ensure the final product meets the contract specifications and is completed on-time and within budget.

- $171,178,000 – Construction, Facility and Security Management
- This program is accountable for the full life-cycle care of Department facilities from initial construction to operation and maintenance. Construction Management and Security Management provide on-site supervision to oversee the work of the general contractors building and renovating Department facilities and ensure security measures are in place to safeguard projects from potentially hostile terrorist acts and intelligence efforts. Facility Management provides staff at post to supervise the operation and maintenance of Department facilities as well as a specialized pool of expertise to diagnose and address difficult facility problems that can occur in a challenging overseas environment.

- $419,067,000 – Operations
- This program supports overseas operating activities. Of this amount, $379.7 million or 90% is requested to acquire functional and residential properties for foreign affairs agencies through lease, lease-purchase and build-to-lease agreements under the Leasehold Program. OBO has implemented a number of cost containment strategies to ensure costs remain affordable including a lease waiver program requiring that leases comply with cost and size standards, post specific budgets that require field personnel to manage requirements within limited resources, lease benchmarking that establish reasonable lease rates based on market surveys, outlining lease priorities in the LROBP and a housing acquisition program that purchases residential properties in order to reduce the demand placed on the Leasehold Program. The remainder of this request covers other critical support for overseas posts from accreditation of fire protection systems and replacement of obsolete communication equipment to curatorial care of cultural assets and management of artwork within Department facilities.

- $76,486,000 – Resource Management
- This program provides information technology, general services (including domestic rent to GSA), financial, human resources and front office support to the OBO bureau. At the center of any well run and efficient organization is an effective infrastructure for decision making and resource allocation. This funding supports critical systems and the personnel essential to managing the complex portfolio of both real property and capital construction.

- $23,725,000 – Domestic Renovations
- This program funds maintenance and renovation projects at Department facilities in the metropolitan Washington, D.C. area and other U.S. locations. The request is based on the Capital Improvement Program, a plan to upgrade building systems and to correct long identified deficiencies in an effort to protect the Department's real property investments and ensure adequate working conditions for employees.

- $1,020,000 – Procurement Surcharge
- This funding covers the Department of State acquisition office one percent fee for processing and awarding contracts.

EMBASSY SECURITY, CONSTRUCTION, AND MAINTENANCE

FY 2011
SUMMARY STATEMENT OF BUDGET AUTHORITY
($ in thousands)

Program	*2009 Actual*	*2010 Enacted*	*2011 Request*	*Increase/ Decrease*
Worldwide Security Upgrades:				
Capital Security Construction	800,525	752,800	729,700	(23,100)
Compound Security	104,700	94,500	94,500	0
Supplemental Funds	962,800	0	0	0
Subtotal, Worldwide Security	***$1,868,025***	***$847,300***	***$824,200***	***($23,100)***
Repair and Construction:				
Strategic Capital	26,610	0	18,000	18,000
Major Rehabilitation	51,583	74,375	36,375	(38,000)
Repair & Improvement	55,830	58,000	58,000	0
Procurement Surcharge	0	1,200	1,200	0
Subtotal, Repair & Construction	***$134,023***	***$133,575***	***$113,575***	***($20,000)***
Operations:				
Planning and Real Estate	7,862	14,230	14,230	0
Prog Dev, Coord & Support (1)	40,145	38,019	38,019	0
Construction, Facility & Sec Mgt (2)	148,684	171,178	171,178	0
Operations (3)	35,613	39,364	39,364	0
Leasehold Program	365,127	379,253	379,703	450
Resource Management	45,630	76,486	76,486	0
Domestic Renovations	23,260	23,725	23,725	0
Procurement Surcharge	1,000	1,020	1,020	0
Subtotal, Operations	***$667,321***	***$743,275***	***$743,725***	***$450***
APPROPRIATION TOTAL	***$2,669,369***	***$1,724,150***	***$1,681,500***	***($42,650)***
Consular Fees	0	0	174,000	174,000
GRAND TOTAL	***$2,669,369***	***$1,724,150***	***$1,855,500***	***$131,350***

- Includes Design & Engineering; Project Development; Cost Management: and Special Projects Coordination.
- Includes Construction Management; Facility Management; and Security Management.
- Includes Area Management, Fire Protection, Safety, Health, and Environment; Residential Design & Cultural Heritage; Art in Embassies; and Post Communications.

EMBASSY SECURITY, CONSTRUCTION, AND MAINTENANCE

FY 2011
SUMMARY STATEMENT OF POSITIONS

Program	*2009 Authorized*	*2010 Enacted*	*2011 Enacted*	*Increase/ Decrease*
Worldwide Security Upgrades:				
Capital Security Construction	-	-	-	-
Compound Security	-	-	-	-
Supplemental Funds	-	-	-	-
Subtotal, Worldwide Security	***0***	***0***	***0***	***0***
Repair and Construction:				
Strategic Capital	-	-	-	-
Housing Acquisition Program	-	-	-	-
Major Rehabilitation	-	-	-	-
Repair & Improvement	-	-	-	-
Procurement Surcharge	-	-	-	-
Subtotal, Repair & Construction	***0***	***0***	***0***	***0***
Operations:				
Planning and Real Estate	65	65	65	-
Prog Dev, Coord & Support	187	187	187	-
Construction, Facility & Sec Mgt	460	460	460	-
Operations	120	120	120	-
Resource Management	126	126	126	-
Domestic Renovations	-	-	-	-
Procurement Surcharge	-	-	-	-
Subtotal, Operations	***958***	***958***	***958***	***0***
APPROPRIATION TOTAL	***958***	***958***	***958***	***0***

EMBASSY SECURITY, CONSTRUCTION, AND MAINTENANCE

CAPITAL SECURITY CONSTRUCTION

FY 2011 Budget Summary
($ in thousands)

FY 2009 Appropriation		**$800,525**
FY 2009 Supplemental Appropriations		**$962,800**
FY 2010 Enacted		**$752,800**
FY 2011 Capital Security Program:		
Casablanca, Morocco NCC	125,000	
Dhahran, Saudi Arabia NCC/Housing	217,000	
Jakarta, Indonesia NEC	367,000	
Lima, Peru MSGQ	12,000	
N'Djamena, Chad NEC	157,000	
New Delhi, India NOX	130,000	
Rabat, Morocco NEC	243,500	
Site Acquisition & Project Development	198,405	
Procurement Surcharge	7,650	
Consular Fees	(114,000)	
Capital Security Cost Sharing/Reimbursements	(613,855)	
Subtotal, Capital Security Program	729,700	
Total Increase		*(23,100)*
FY 2011 Request		**$729,700**

Budget Justification
The Capital Security Construction Program continues to build upon the successful program of relocating facilities at the highest risk posts that began with the FY 1999 emergency security supplemental appropriations. After the bombings of the U.S. embassies in Nairobi, Kenya and Dar es Salaam, Tanzania, the Department determined that 195 (80 percent) of its overseas facilities did not meet security standards and should be replaced. With the support of OMB and Congress, outstanding progress is being made towards achieving the goal of upgrading and replacing facilities that do not meet security and safety standards. As of December 2009, OBO completed 69 projects, continues to manage the on-going construction or design of 35 facilities and will award design and/or construction contracts for an additional 19 projects by the end of FY 2011.

The Department's Long-Range Overseas Building Plan (LROBP) serves as a planning guide for the replacement of these buildings. The plan outlines capital, major rehabilitation, communications and other requirements with a long-range focus, covering a six-year budget and planning window. Capital projects in the plan that are driven by security factors are included in Worldwide Security Upgrade Program.

The Capital Security Cost Sharing Program (CSCSP) was fully implemented in FY 2009, generating $1.4 billion in funding. The program was designed so that all affected agencies pay their fair share towards the accelerated construction of secure, safe and functional facilities. Agency shares are based upon their total number of existing and projected authorized positions overseas, encouraging them to right-size their total overseas presence.

Capital Security Projects
In FY 2009, the Department completed capital projects in Beijing, China; Ciudad Juarez, Mexico; Johannesburg, South Africa; Skopje, Macedonia; and Brazzaville, Republic of Congo. In FY 2010,

the Department completed a capital project in Ouagadougou, Burkina Faso. In FY 2009, the Department also awarded contracts to build new facilities in Belgrade, Serbia; Bujumbura, Burundi; Caracas, Venezuela; Guangzhou, China; Kabul, Afghanistan; Malabo, Equatorial Guinea (design); Monrovia, Liberia; Monterrey, Mexico; Niamey, Niger; and Sanaa, Yemen.

In FY 2010, the Department will initiate the next tranche of urgent, security-driven projects using FY 2009 Supplemental and FY 2010 appropriated resources. Planned construction projects include Bishkek, Kyrgyzstan (NOX); Islamabad, Pakistan (Housing); Kabul, Afghanistan (Housing/Chancery); Libreville, Gabon (NEC restart); Pretoria, South Africa (NOX); Ouagadougou, Burkina-Faso (MSGQ); Port Moresby, Papua New Guinea (NEC); Surabaya, Indonesia (Warehouse); and Santo Domingo, Dominican Republic (NEC). FY 2010 funding will also support the acquisition of site for future NEC projects including Beirut, Lebanon; Casablanca, Morocco; Dhahran, Saudi Arabia; Kinshasa, Democratic Republic of Congo; Nouakchott, Mauritania; Rabat, Morocco; Riyadh, Saudi Arabia; and Tripoli, Lebanon.

- The FY 2011 request along with $114 million in consular fee revenues will provide the Department's share of the Capital Security Cost Sharing Program. This amount and those funds contributed by other agencies, will provide funding to construct facilities in Casablanca, Morocco; Dhahran, Saudi Arabia; Jakarta, Indonesia; Lima, Peru (MSGQ); N'Djamena, Chad; New Delhi, India (NOX); Rabat, Morocco; and will support the acquisition of sites where NEC projects are planned in future years. The overall increase reflects the funding provided through the FY 2009 Supplemental for the Department's FY 2010 share of the Capital Security Cost Sharing Program.

Base Budget Detail Schedule

($ in thousands)

	FY09 Actual	FY10 Enacted	FY11 Request	FY11-10 Change
Appropriation	800,525	752,800	729,700	(23,100)
Consular Fees	0	0	114,000	114,000
FY09 Supplementals	962,800	0	0	0
Total	**$1,763,325**	**752,800**	**$843,700**	**$90,900**

EMBASSY SECURITY, CONSTRUCTION, AND MAINTENANCE

COMPOUND SECURITY

FY 2011 Budget Summary

($ in thousands)

FY 2009 Appropriation	**$104,700**
FY 2010 Enacted	**$94,500**
FY 2011 Request	**$94,500**

Budget Justification

The Compound Security Program provides security protection for personnel and property at mission offices, residences, schools and off-post recreational facilities. It complements the Capital Security Construction program by maximizing security protection at existing facilities until NEC's are constructed or by upgrading security at posts that will not receive a NEC. The FY 2011 request of $94.5 million represents no increase from the FY 2010 Enacted.

The Compound Security Program saves lives. Security upgrades have successfully thwarted attacks in Tashkent, Karachi, Jeddah, Damascus, and Sanaa. The program deters additional attacks by continually adapting to evolving threats, challenges, and changes in security standards driven by the global political situation. Compound security remains a vital component of OBO's goal to provide safe and secure facilities for all US Government employees, dependents and foreign national employees.

The FY 2011 request will also fund nine comprehensive security upgrade projects, nine major Forced Entry Ballistic Resistance (FE/BR) replacement projects, two chemical-biological retrofit projects, and three emergency egress projects. In addition, the request will continue to fund minor security upgrade projects for offices and residences, lifecycle replacements of various security equipment, enhanced compliance with recently approved security standards, and grant funding for upgrades at soft targets such as schools and recreational facilities located apart from post compounds.

Base Budget Detail Schedule

($ in thousands)

	FY09 Actual	FY10 Enacted	FY11 Request	FY11-10 Change
Minor Physical Sec.	4,649	8,300	8,300	0
Residential Security	6,200	2,500	2,500	0
FE/BR	12,000	12,300	12,300	0
Environmental Sec.	12,500	10,000	10,000	0
Major Compound Sec.	42,351	38,700	38,700	0
FE/BR R&R	9,000	4,800	4,800	0
Emergency Egress	6,000	6,000	6,000	0
Planning	6,000	4,500	4,500	0
Soft Targets	5,000	6,500	6,500	0
Procurement Surcharge	1,000	900	900	0
Total	**$104,700**	**$94,500**	**$94,500**	**$0**

EMBASSY SECURITY, CONSTRUCTION, AND MAINTENANCE

STRATEGIC CAPITAL

FY 2011 Budget Summary
($ in thousands)

FY 2009 Appropriation		**$26,610**
FY 2010 Enacted		**$0**
FY 2011 Strategic Capital Program:		
NATO II Design	18,000	
Total Increase		*18,000*
FY 2011 Request		**$18,000**

Budget Justification
OBO's mission is to ensure that U.S. Diplomatic and Consular Missions abroad are provided secure, safe, and functional facilities that will assist them in achieving the foreign policy objectives of the United States. An active capital program for the construction of new facilities is vital to this mission.

The Department seeks appropriations for construction of new overseas facilities under two accounts. If the requirement for new construction is driven primarily by security concerns, the funding is requested under the Worldwide Security Upgrades program. If the requirement for new construction is primarily for other than security reasons, funding is included in the Strategic Construction request. However, these facilities will be built to the same security standards as those funded by the Worldwide Security Upgrades program. Examples of these strategically driven projects include:

- The host country has relocated its capital city,
- The United States has established, re-established, or expanded representation with a country,
- Post needs significantly exceed the existing facility,
- The cost of renovating, rehabilitating or expanding an existing facility is so great that it cannot be accommodated in the functional programs, and
- Construction of new housing is more cost effective than continuing to lease or maintain current residences or relocation is necessary for operational reasons, such as to improve reaction time for marine guards.

The Department of State constructs four types of facilities to support Diplomatic Readiness: chanceries/consulates, office annex buildings, support facilities (GSO, warehouses, commissaries, recreation facilities, motor pools), and housing (staff housing (SDA), chief of mission residence (CMR), and Marine Security Guard Quarters (MSGQ)). As part of the Department's on-going long-range planning process, all posts are evaluated against security/vulnerability, life-safety, and operational adequacy criteria. The results of this analysis are then used to develop the Department's long-range plan for these strategic investments.

Strategic Capital Projects
In FY 2009, the Department completed strategic capital projects in Kolonia, Federal States of Micronesia and Koror, Republic of Palau. In addition, the Department awarded the Phase I contracts for construction of a new facility in Taipei for the American Institute in Taiwan (AIT).

In FY 2010, OBO did not request any funding for the Strategic Capital program.

The FY 2011 request includes $18 million for the design of the build-out of space to be constructed for the U.S. NATO Mission that will be located within the new NATO Headquarters in Brussels, Belgium. Construction of the U.S. NATO Mission space is scheduled to begin upon the planned

FY2012 completion of the NATO Headquarters.

Base Budget Detail Schedule

($ in thousands)

	FY09 Actual	FY10 Enacted	FY11 Request	FY11-10 Change
Strategic Capital Program	26,610	0	18,000	18,000
Total	**$26,610**	**$0**	**$18,000**	**$18,000**

EMBASSY SECURITY, CONSTRUCTION, AND MAINTENANCE

MAJOR REHABILITATION

FY 2011 Budget Summary

($ in thousands)

FY 2009 Appropriation		**$51,583**
FY 2010 Enacted		**$74,375**
FY 2011 Major Rehabilitation Program		
Frankfurt Chancery Rehab Phases III	13,200	
Vilnius Chancery Rehab	22,600	
Major Rehabilitation Planning	575	
Subtotal, Major Rehabilitation Program	36,375	
Total Decrease		*(38,000)*
FY 2011 Request		**$36,375**

Budget Justification

The Major Rehabilitation program supports comprehensive renovation projects planned for the Department's overseas facilities. The FY 2011 request of $36.4 million provides funding to begin two new projects. Consular fee revenue of $48 million will support CA related projects in this program. This program will support OBO's efforts to reduce the backlog of projects and meet the objectives of the Asset Management Plan (AMP).

In accordance with the AMP, OBO conducts an annual data call to identify the comprehensive list of major rehabilitation requirements. The projects for FY 2011 were selected from this list using a prioritization process that considers Executive Order 13327, AMP principles and other critical factors such as fire/life-safety and security issues, functionality of mission facilities and building systems, and anticipated replacement of facilities under the Capital Security program. OBO and the regional bureaus also meet to evaluate political and diplomatic drivers that guide the final ranking of posts. Each project is vetted to ensure coordination with other programs and that the most effective, least costly approach is used. This process continues to evolve to incorporate best practices and lessons learned from the successful Capital Security prioritization and "top 80" process. The process forms the Long-Range Overseas Buildings Plan (LROBP) and results in this budget request.

The Major Rehabilitation program renovates, rehabilitates, replaces, and upgrades building systems in order to extend the useful life of Department facilities, ensure continued serviceability, provide a safe and secure environment, allow for the efficiencies of new technologies and changing workloads, and meet the objectives of the U.S. foreign affairs community. With the average age of our buildings overseas exceeding 40 years, the number of buildings that could benefit from major rehabilitation is extensive. Buildings are placed in the Major Rehabilitation program based on greatest need. New rehabilitation projects take into consideration compliance with code and applicable security standards.

Replacing the support systems within a building is expensive and disruptive to the building occupants. Often, offices must be moved into swing space for extended periods of time. Other special challenges that add considerable costs to major rehabilitation projects include installation of new systems to meet security standards, working in classified spaces, modern fire and life safety codes (e.g., sprinkler systems), hazardous materials abatements (such as asbestos) in older buildings, seismic upgrades, historical preservation issues, and accessibility improvements to address requirements of the Americans with Disability Act. Every effort is made to combine all requirements at a post, including other functional program requirements when timing permits, to gain economies-of-scale and to minimize the intrusion on post operations.

EMBASSY SECURITY, CONSTRUCTION, AND MAINTENANCE

The schedules and cost estimates for projects included in this program are subject to change resulting from unforeseen conditions (e.g., asbestos, structural problems), and operational considerations. Unlike estimating the cost of constructing a new building, existing buildings, especially those with exceptional age, are fraught with unknowns. However, this can be mitigated with proper planning, site studies, and pre-design work, followed by a well-planned project design. OBO has seen improvement to the up-front planning of major rehab projects such as:

- A design/bid/build approach to improve the quality of construction documents to mitigate unforeseen conditions often faced in major rehabilitation projects;
- Modifications to the independent government estimate of project cost to reflect the unique conditions of these rehabilitation projects has improved cost estimates;
- Additional management process improvements to parallel the disciplined approach to planning in the Capital Security program such as initial planning surveys (IPS), Integrated Planning Reviews (IPRs) and utilizing the Project Definition Rating Index (PDRI) tool and checklists to ensure the quality of the planning Project Development Package;
- To the extent that appropriations allow, provide full funding for a project in the year of contract award to ensure successful execution and fiscal transparency; and
- Clearly defining project scope to ensure a project is delivered on time and within budget.

Base Budget Detail Schedule

($ in thousands)

	FY09 Actual	FY10 Enacted	FY11 Request	FY11-10 Change
Appropriation	51,583	74,375	36,375	(38,000)
Consular Fees			48,000	48,000
Total	**$51,583**	**$74,375**	**$84,375**	**$10,000**

EMBASSY SECURITY, CONSTRUCTION, AND MAINTENANCE

REPAIR AND IMPROVEMENT

FY 2011 Budget Summary

($ in thousands)

FY 2009 Appropriation	**$55,830**
FY 2010 Enacted	**$58,000**
FY 2011 Request	**$58,000**

Budget Justification

The Repair & Improvement program provides funding for the maintenance activities outlined in the Long-Range Overseas Maintenance Plan (LROMP). Consular fee revenue of $12 million will support CA related projects in this program. These critical upgrades are required to keep the Department's existing inventory of facilities in an acceptable condition and operating at the right cost. The FY 2011 request of $58.0 million is at the same level as the FY 2010 Enacted.

The FY 2011 request, including consular fee revenue, will ensure the most effective and efficient use of appropriated maintenance funding. OBO's operational procedure involves prioritizing requests with the major emphasis on security and life safety criteria as well as several other factors. For instance, the installation of a fire suppression system at a multi-family complex will be funded and executed before a repaving project.

The LROMP presents more than 3,500 specific maintenance or improvement projects from each Department program by country and post. These projects are accompanied by an explanation of the U.S. relationship with the country and other key data that explain the infrastructure investment within the broader diplomatic and political context.

OBO works with each mission on an annual basis to evaluate requirements and determine which projects can and should be implemented. Repair and Improvement projects typically fall within the following categories:

- Special Improvement Projects – These projects will restore, alter, modernize or construct facilities essential to providing a safe, secure and functional environment.
- Roof Replacement and Repair – Roofs are a critical building system and failure of this system can lead to expensive problems with other operational and building components.
- Accessibility – These projects provides for facility improvements to comply with accessibility compliance programs, which requires uniform accessibility to facilities and ensures egress capabilities for individuals with disabilities.
- Energy Conservation – These projects invest in technologies that will provide long-term savings and are in response to the Energy Policy Act of 1992, the Department's Environmental Action Plan of 1997 and Executive Order 131123.
- Natural Hazards – These projects identify U.S. Government properties that are vulnerable to natural hazards (e.g. earthquakes, tsunamis, floods, hurricanes) and promote strategies and solutions to reduce the risks.
- Fire System Projects – These projects will support the installation/replacement of outdated, unreliable, and/or nonfunctioning fire alarm detection system in principal buildings. Priorities are set based on condition of primary building, their existing fire protection systems and plans for future NEC. The average life span of a properly maintained fire alarm system is about 20 years.
- Hazardous Materials - These projects will address environmental-related issues including asbestos, environmental site assessments, radon, lead-in-paint, heating, ventilation and air conditioning (HVAC), indoor air quality, leaking underground storage tanks, and water quality

The FY 2011 request provides funding for the requirements outlined in the Long-Range Overseas Maintenance Plan.

EMBASSY SECURITY, CONSTRUCTION, AND MAINTENANCE

Base Budget Detail Schedule

($ in thousands)

	FY09 Actual	FY10 Enacted	FY11 Request	FY11-10 Change
Appropriation	55,830	58,000	58,000	0
Consular Fees			12,000	12,000
Total	**$55,830**	**$58,000**	**$70,000**	**$12,000**

EMBASSY SECURITY, CONSTRUCTION, AND MAINTENANCE

PLANNING AND REAL ESTATE

FY 2011 Budget Summary

($ in thousands)

FY 2009 Appropriation	**$7,862**
FY 2010 Enacted	**$14,230**
FY 2011 Request	**$14,230**

Budget Justification

The Planning and Real Estate (PRE) directorate manages the Department's global portfolio of over 18,000 diplomatic properties and strategic planning for the replacement of facilities overseas to ensure the Department has secure, safe, functional platform for achieving diplomatic objectives. The FY 2011 request of $14.2 million is equal to the FY 2010 Enacted level.

Effective planning is critical to rationally link resources with policy driven requirements. OBO anticipates a $2.0 billion construction and rehabilitation project portfolio in FY 2010. The $25.5 million dedicated for pre-project planning from the Capital Security budget, represents 1.5% of the overall construction portfolio – lower than the 2-5 % private industry standard.

PRE consists of five offices: Office of Strategic Planning (OSP), Office of Master Planning & Evaluations (MPE), Office of Site Acquisitions (OSA), Office of Building Acquisitions and Sales (BAS), and the Office of Real Property Management (RPM).

Office of Strategic Planning (OSP):

OSP manages the Capital Security Cost Sharing (CSCS) Program, New Embassy/Consulate Compound (NEC/NCC) Top-80 List, and planning related services that promote economical decisions. OSP performs a wide variety of robust functions including preparation of the Long-Range Overseas Buildings Plan (LROBP) and the Long-Range Overseas Maintenance Plan (LROMP), the Asset Management Plan and other critical planning documents.

Office of Master Planning & Evaluations (MPE):

MPE provides and manages the post specific facility plans which support significant chancery and consulate renovation projects in the Major Rehab Program. These plans clarify scope, schedule, and budget in advance of the budget year for the projects. This office also manages the post specific master plans that support the Capital Security Program. These master plans are long-term development plans for existing compounds and make strategic recommendations on how to better utilize assets, reconfigure buildings, and reuse existing sites. Master plans inform stakeholders (e.g., regional bureaus, Bureau of Diplomatic Security) of solutions to security problems and often lead to new projects in the program.

Office of Site Acquisitions (OSA):

OSA manages the site acquisition program in support of the LROBP including identifying, evaluating, and acquiring sites on the Top 80 list. This office also negotiates purchases, exchanges and long term leases of non-LROBP land acquisitions. It provides real estate guidance to U.S. diplomatic missions overseas in support of land rights issues and acquisitions.

Office of Building Acquisitions and Sales (BAS):

BAS manages the overall disposal of excess government-owned properties. The office manages the disposal of excess leased properties through lease terminations. BAS manages the process of decommissioning excess properties prior to their disposal. They also acquire free standing improved properties, through purchases, leases, exchanges, or related transactions. BAS assists with complex leasing transactions, including guidance on major fit-outs, including the design and construction work

by the tenant and/or landlord. The office initiates and manages the public-private partnership transactions to maximize the value of USG owned land, and manages the build-to-lease transactions, where a developer assumes the risk of land acquisition, design, and construction financing.

Office of Real Property Management (RPM):
RPM provides and manages software upgrades to support the management of the Department's global portfolio of over 18,000 diplomatic properties. RPM directly supports the Initiative on Federal Real Property Asset Management by actively reviewing inventory and disposing of underutilized properties. The office provides market studies to support the Rental Benchmarking Initiative and visits post when Real Estate assistance is needed. RPM manages the Federal Real Property Data Management program which provides paperless storage of worldwide real estate titles, deeds, leases, and related real estate transaction documentation. RPM also provides an electronic document archiving system to standardize data fields for all leases and increase efficiency in researching by providing fully indexed search capabilities in multiple languages.

In addition, RPM continually reviews operations to identify new, more efficient ways to do business and incorporate lessons learned. As a result, the government will be able to avoid unnecessary continued maintenance and /or lease costs, decrease the restoration costs associated with leased properties and increase the overall amount generated by property sales. Performance targets are set around critical milestones and reviewed monthly.

Base Budget Detail Schedule
($ in thousands)

	FY09 Actual	FY10 Enacted	FY11 Request	FY11-10 Change
Personnel	6,310	11,067	11,067	0
Travel	550	0	0	0
Program Support	1,002	3,163	3,163	0
Total	**$7,862**	**$14,230**	**$14,230**	**-**

EMBASSY SECURITY, CONSTRUCTION, AND MAINTENANCE

DESIGN AND ENGINEERING

FY 2011 Budget Summary

($ in thousands)

FY 2009 Appropriation	**$25,470**
FY 2010 Enacted	**$23,616**
FY 2011 Request	**$23,616**

Budget Justification

The Office of Design and Engineering (DE) provides professional architectural and engineering services to the diplomatic community. The FY 2011 request of $23.6 million and 108 positions is equal to the FY 2010 Enacted level.

DE serves as OBO's code officials responsible for ensuring that all DOS facilities meet minimum professional standards and all unique DOS security requirements. DE provides new and renovated facility designs, which incorporate security, safety, functionality, ensure compliance with U.S. building codes and standards and minimizes life cycle operating and maintenance costs. This office provides consultation services to all overseas posts, supports real estate and planning activities, manages design development and design reviews and provides technical assistance during construction and commissioning.

DE consists of six divisions and five functional programs. The six divisions, Architecture, Interiors, Mechanical, Electrical, Civil/Structural and Design Coordination, provide personnel with special expertise in blast design, radio frequency shielding, chemical/biological defenses, modular construction, sustainable design, and computer aided design, and document control. In FY 2011, DE will support all of OBO's Capital and major Non-Capital projects and the expansion of offices for the U.S. Agency for International Development (USAID) and the Centers for Disease Control (CDC).

The five functional programs are organized around the Department's response to public laws and executive orders:

- Natural Hazards – identifies U.S. Government properties that are vulnerable to natural hazards (*e.g.* earthquakes, tsunamis, floods, hurricanes) and promotes strategies and solutions to reduce the risks to U.S. personnel and property
- Accessibility – supports facility improvements to comply with accessibility requirements providing uniform accessibility to Department facilities and ensures safe egress for individuals with disabilities
- Building Innovation – identifies and implements new ideas and opportunities to improve both building products and procedures by incorporating lessons learned and adopting industry best practices
- Energy Conservation – invests in technologies that provide long-term savings and ensures compliance with the Energy Policy Act of 1992, the Department's Environmental Action Plan of 1997 and Executive Order 131123

Base Budget Detail Schedule

($ in thousands)

	FY09 Actual	FY10 Enacted	FY11 Request	FY11-10 Change
Personnel	21,505	20,541	20,541	0
Travel	950	0	0	0
Energy Conservation	1,500	1,530	1,530	0
Natural Hazards	500	510	510	0
Accessibility	750	765	765	0
Building Innovation	265	270	270	0
Total	**$25,470**	**$23,616**	**$23,616**	**$0**

EMBASSY SECURITY, CONSTRUCTION, AND MAINTENANCE

PROJECT DEVELOPMENT & COORDINATION

FY 2011 Budget Summary
($ in thousands)

FY 2009 Appropriation	**$11,320**
FY 2010 Enacted	**$7,910**
FY 2011 Request	**$7,910**

Budget Justification
The Office of Project Development and Coordination (PDC) was established at the beginning of FY 2009, based on the a OBO working group recommendation to improve oversight of Department real property projects, and supported by the Department's Office of the Inspector General. The office was formally created by transferring 46 positions from Planning and Real Estate.

PDC provides project management for all capital and major rehabilitation construction projects from inception through project completion, including oversight of the Request for Proposal (RFP) process. This recommendation put into practice policies established by the Office of Management and Budget (OMB) governing the management of capital projects by Federal agencies. The project managers lead project development and, following contract award, lead the Washington-based teams in support of the field operations that are managed by the onsite project director. The FY 2011 request of $7.9 million and 46 positions is equal to the FY 2010 Enacted level.

The FY 2011 request continues to provide project oversight and complete project management from inception to completion; specialized project management services; and mandatory personnel cost of the current staffing.

Base Budget Detail Schedule
($ in thousands)

	FY09 Actual	FY10 Enacted	FY11 Request	FY11-10 Change
Personnel	10,641	7,700	7,700	0
Travel	225	0	0	0
Program Support	454	210	210	0
Total	**$11,320**	**$7,910**	**$7,910**	**$0**

EMBASSY SECURITY, CONSTRUCTION, AND MAINTENANCE

COST MANAGEMENT

FY 2011 Budget Summary

($ in thousands)

FY 2009 Appropriation	**$290**
FY 2010 Enacted	**$2,739**
FY 2011 Request	**$2,739**

Budget Justification

The mission of the Office of Cost Management (COST) is to provide cost estimating services during all phases of OBO projects. Project costs are identified from concept to construction completion and managed by recommending alternatives to project management that improve function and value. The FY 2011 request of $2.7 million is equal to the FY 2010 Enacted 2010.

The Cost Management program is responsible for preparation of Current Working Estimates (CWEs) that estimate all costs of each project. COST is also responsible for producing Independent Government Cost Estimates (IGEs) for every contractual action on every project. Depending on the level of detail required CWE and IGE preparation are inherently governmental functions. The office also provides International Project Risk Assessments (IPRA), Life Cycle Cost Analyses, and Value Engineering Services that perform reviews to identify and correct issues before and during project execution. The office is arranged with divisions that cover geographic areas and includes a Value Engineering Team.

The Department is placing an increased focus on bringing existing facilities up to standard by maintaining them through major rehabilitations and other renovation projects - each of which requires the full range of CWEs and IGEs throughout their development and execution just as the current capital and non-capital projects require them.

Base Budget Detail Schedule

($ in thousands)

	FY09 Actual	FY10 Enacted	FY11 Request	FY11-10 Change
Personnel	0	2,514	2,514	0
Travel	0	0	0	0
Program Support	290	225	225	0
Total	**$290**	**$2,739**	**$2,739**	**$0**

EMBASSY SECURITY, CONSTRUCTION, AND MAINTENANCE

SPECIAL PROJECTS COORDINATION

FY 2011 Budget Summary
($ in thousands)

FY 2009 Appropriation	**$3,065**
FY 2010 Enacted	**$3,754**
FY 2011 Request	**$3,754**

Budget Justification
The Office of Special Projects Coordination (SPC) is responsible for all aspects of planning, design, construction, security, and commissioning of new, safe, secure, and functional capital construction projects worldwide that are uniquely complex because of the security issues. The FY 2011 request of $3.8 million and 16 positions is equal to the FY 2010 Enacted level.

SPC is a fully integrated office that coordinates planning and design activities with various offices, bureaus, and agencies for a limited portfolio of specialized, highly complex projects. SPC participates in the project site acquisitions and the development and negotiation of conditions of construction with host countries. SPC manages project staffing, programming, funding support requirements, and timely implementation and execution of the design, construction, security, and commissioning for the projects. SPC coordinates, prepares, and executes comprehensive commissioning plans, including moving in, maintenance, training, and contract warranty administration to assure that the building occupant requirements are met. SPC ensures a zero tolerance environment for any security compromise by developing, coordinating, and implementing project security policies and procedures, training personnel, and monitoring compliance.

SPC's most significant achievement in FY 2009 was the completion of the Beijing New Embassy Compound (NEC). The Beijing NEC is the second largest overseas construction project in the history of the Department of State. With old buildings on three distinct compounds and embassy offices scattered in 22 locations throughout Beijing, there was a need to co-locate personnel onto a single site. The new Beijing NEC multi building complex is on a 10-acre compound, creating a safe, secure and pleasant environment for over 600 staff from 20 U.S. Agencies. The new buildings incorporate highly sophisticated earthquake resistant design features and were built to meet unprecedented security requirements.

The FY 2011 request continues to provide funding for mandatory personnel cost of the current staffing and specialized contract support required on the sensitive projects managed by the office.

Base Budget Detail Schedule
($ in thousands)

	FY09 Actual	FY10 Enacted	FY11 Request	FY11-10 Change
Personnel	2,791	3,604	3,604	0
Travel	78	0	0	0
Program Support	196	150	150	0
Total	**$3,065**	**$3,754**	**$3,754**	**$0**

EMBASSY SECURITY, CONSTRUCTION, AND MAINTENANCE

CONSTRUCTION MANAGEMENT

FY 2011 Budget Summary
($ in thousands)

FY 2009 Appropriation	**$24,013**
FY 2010 Enacted	**$24,536**
FY 2011 Request	**$24,536**

Budget Justification
The Office of Construction Management (CM) is responsible for organizing and directing the construction of new and renovation of exiting overseas facilities. On-site supervision ensures that the specified standards of quality, safety and security are achieved and construction changes and schedules are controlled to keep projects on-time and within scope and budget. The FY 2011 request of $24.5 million and 124 positions is equal to the FY 2010 Enacted level.

CM places great emphasis on controlling construction costs and schedules while achieving or exceeding U.S. industry standards for quality and safety, with no security compromises. CM is currently supporting $4.3 billion worth of active construction projects for which it coordinates construction issues with other agencies and headquarters. CM manages the design/build and construction of projects to ensure conformance with contract requirements. The projects are constantly monitored to ensure compliance with authorized scope and budget.

CM maintains an effective onsite safety and zero tolerance construction security program to ensure that all construction security requirements are complied with. Annual training along with project support has helped the accident rate to become less than half the industry average. CM provides quality assurance field inspections with 40+ site visits per year, manages and oversees the ICASS support estimated at $13 million per year, and monitors project development and the handoff of 15 capital and 12 functional projects per year.

The Government Purchased Equipment (GPE) Program for Forced Entry/Ballistic Resistant (FE/BR) doors and windows supports the NEC Projects. The GPE program has saved the U.S. government approximately $2.4 million in FY 2008 and FY 2009 through standardization of products and reduction of contractor overhead and mark-ups had the product been purchased as part of the NEC contract.

Some of the most significant recent achievements of the FY 2009 program include completed construction projects**:** Brazzaville NEC, Ciudad Juarez, NEC, Hyderabad NAB, Johannesburg NCG, Bangkok Security Upgrade, Cairo Security Upgrade, Naha Security Upgrade, and Riyadh Security Upgrade.

The FY 2011 request continues to provide funding for personnel cost of the current staffing, support for project construction activities in the field and coordinate, support and act as the liaison for construction issues. In addition, this funding is critical to ensure proper oversight of the workload outlined in the LROBP and LROMP from award to execution.

EMBASSY SECURITY, CONSTRUCTION, AND MAINTENANCE

Base Budget Detail Schedule

($ in thousands)

	FY09 Actual	FY10 Enacted	FY11 Request	FY11-10 Change
Personnel	13,925	16,683	16,683	0
Travel	950	0	0	0
Program Support	9,138	7,853	7,853	0
Total	**$24,013**	**$24,536**	**$24,536**	**$0**

EMBASSY SECURITY, CONSTRUCTION, AND MAINTENANCE

FACILITY MANAGEMENT

FY 2011 Budget Summary

($ in thousands)

FY 2009 Appropriation	**$113,192**
FY 2010 Enacted	**$131,771**
FY 2011 Request	**$131,771**

Budget Justification

The mission of the Office of Facilities Management (FAC) is to provide expert, professional support for operational maintenance of the Department's overseas buildings and ensure U.S. Government personnel are provided safe, secure and functional facilities. This is accomplished through collecting, storing, and analyzing facilities condition information, providing maintenance expertise and specialty programs, supplying long-range maintenance planning, and assisting with environmental hazard abatement. The FY 2011 request of $131.7 million is equal to the FY 2010 Enacted level.

The program performance goal is to maintain the Department of State's overseas real property to the highest obtainable condition exercising prudent cost controls and best business practices. The performance strategies are as follows:

- Provide the highest quality, cost effective solutions and customer support services to minimize operational downtime and improve facility functionality and serviceability.
- Provide administration, management, and leadership for the maintenance management and repair of Department of State facilities overseas.
- Recruit and develop qualified facility managers for sustaining a viable Facility Management (FM) program for posts abroad.

Proper stewardship of the Department's assets has long been a core mission of OBO and has achieved even greater importance under the Federal Real Property Council initiatives. The Department's maintenance issues are complicated by security and classification requirements that create specialized facility demands, limit the Department's options for resolving problems and increase the cost of maintaining facilities. The Facilities Management program is at the center of the effort to properly care for the Department's inventory of assets by providing for a cadre of professionally trained facility experts and specialized programs necessary to meet the Department's unique facility demands. The FY 2011 request addresses key maintenance activities designed to protect the U.S. Government capital investment in overseas facilities.

EMBASSY SECURITY, CONSTRUCTION, AND MAINTENANCE

Base Budget Detail Schedule

($ in thousands)

	FY09 Actual	FY10 Enacted	FY11 Request	FY11-10 Change
Personnel	26,190	33,647	33,647	0
Travel	5,582	5,400	5,400	0
Program Support	36,172	46,571	46,571	0
Routine Maint	45,248	46,153	46,153	0
Total	**$113,192**	**$131,771**	**$131,771**	**-**

EMBASSY SECURITY, CONSTRUCTION, AND MAINTENANCE

SECURITY MANAGEMENT

FY 2011 Budget Summary

($ in thousands)

FY 2009 Appropriation	**$11,479**
FY 2010 Enacted	**$14,871**
FY 2011 Request	**$14,871**

Budget Justification

The Office of Security Management (SM) ensures that all non-residential construction projects result in secure facilities in a cost-effective manner, as mandated by the Omnibus Diplomatic Security and Anti-Terrorism Act of 1986 (P.L.99-399) and Section 160 of P.L. 100-204. The program ensures appropriate security safeguards are incorporated into all overseas diplomatic facility construction projects to protect against hostile terrorist acts and intelligence efforts. The FY 2011 request of $14.9 million and 98 positions equal to the FY 2010 Enacted level.

To provide access control of personnel and materials, the program employs American personnel (site security managers, cleared American guards, construction surveillance technicians, and cleared American escorts) and local guards. The FY 2011 budget request will ensure security requirements of capital and other projects are met. The Department establishes security procedures and incorporates security components throughout the project planning, design, and construction phases to provide secure facilities for the protection of classified information and national security related activities and personnel. The comprehensive construction security program has a vital role in the OBO mission to provide secure, safe, and functional facilities to replace aging and deficient buildings overseas. Construction of a single NEC represents a significant investment for the U.S. Government. Inadequate security procedures, protection, or monitoring during the construction project would jeopardize mandatory accreditation of the entire project.

In FY 2011 the Security Management Program will absorb the cost of mandatory wage and price increases within the $14.9 million request.

Base Budget Detail Schedule

($ in thousands)

	FY09 Actual	FY10 Enacted	FY11 Request	FY11-10 Change
Personnel	10,518	13,737	13,737	0
Travel	290	0	0	0
Program Support	671	1,134	1,134	0
Total	**$11,479**	**$14,871**	**$14,871**	**$0**

EMBASSY SECURITY, CONSTRUCTION, AND MAINTENANCE

LEASEHOLD PROGRAM

FY 2011 Budget Summary

($ in thousands)

FY 2009 Appropriation	**$365,127**
FY 2010 Enacted	**$379,253**
Current Services Increases:	
Inflation	450
Total Increase	*450*
FY 2011 Request	**$379,703**
Estimated Reimbursements	**90,000**
Total FY 2011 Resources	**$469,703**

Budget Justification

The Leasehold Program funds are used to acquire safe, secure, and functional properties necessary to accomplish the Department's objective at overseas posts through lease, build-to-lease, and lease-purchase arrangements. The FY 2011 request of $379.7 million is an increase of $.5 million from the FY 2010 Enacted level.

The Leasehold Program funds long-term leases (i.e. lease terms of ten years or longer) of residential and non-residential properties overseas, which support all foreign affairs agencies under the direction of the Chief of Mission. The Department also funds short-term leased residential and non-residential space for its own personnel. In cases where the Department leases shared office facilities on a short-term basis, the costs for such leases are distributed among all tenant agencies through the International Cooperative Administrative Support Services (ICASS) system. Under a Memorandum of Agreement with the Department of Defense, the Department of State is reimbursed for the cost of housing Marine Security Guards (MSG) deployed overseas. This program funds all activities associated with leasing overseas properties to meet fire, life-safety, operational, security standards that are amortized over the life of the lease, and ultimately any restoration cost at the termination of the lease. The Leasehold Program also provides living quarters allowance (LQA) payments to Department employees at selected posts where U.S. Government-provided housing is not available.

The major challenges facing the Leasehold Program are exchange rate losses/gains and increasing security concerns that make leasing suitable homes more difficult and costly. OBO continues to review and strengthen existing management controls to ensure costs remain affordable even as the demand for leased property increases. OBOs cost containment strategy includes lease benchmarking, the lease waiver program, post-specific budget targets, lease fit-out projects in the LROMP, and the housing acquisition program.

In FY 2011, the Leasehold Program will absorb $37.4 million required to take over existing Baghdad leases from the Department of Defense and contractual inflationary increases within the $379.7 million request.

EMBASSY SECURITY, CONSTRUCTION, AND MAINTENANCE

Base Budget Detail Schedule

($ in thousands)

	FY09 Actual	FY10 Enacted	FY11 Request	FY11-10 Change
Leases	365,127	379,253	379,703	450
Total	**$365,127**	**379,253**	**379,703**	**450**

EMBASSY SECURITY, CONSTRUCTION, AND MAINTENANCE

AREA MANAGEMENT

FY 2011 Budget Summary
($ in thousands)

FY 2009 Appropriation	**$10,147**
FY 2010 Enacted	**$10,087**
FY 2011 Request	**$10,087**

Budget Justification
The Office of Area Management (AM) provides comprehensive and timely customer service support to posts by acting as a practical, effective and results oriented organization. The FY 2011 request of $10.1 million and current 41 positions is equal to the FY 2010 Enacted level.

This budget supports the personnel who manage and coordinate two major programs requested elsewhere in the OBO budget: Leaseholds and Repair and Construction. In addition to supporting these two core elements of the OBO operation, Area Management Officers travel to each overseas post to review facility operations, meet with post management, review financial records and consult on various issues. This approach enables the Area Management team to provide exceptional service, customer feedback and technical assistance in supporting U.S. embassies to oversee the limited resources to meet facilities needs of U.S. diplomatic and consular missions abroad.

The Occupancy Evaluation Support program is also supported by the Area Management budget. This program is designed to measure how effectively completed projects meet the needs of the occupants and is used to gather feedback to improve the Standard Embassy Design (SED) and make other recommendations to improve future projects.

The current $10.1 million will provide sustainability and keep current operations to include support of the Occupancy Evaluation Program and kitchenware replacement program at the FY 2010 funding level.

Base Budget Detail Schedule
($ in thousands)

	FY09 Actual	FY10 Enacted	FY11 Request	FY11-10 Change
Personnel	8,387	8,716	8,716	0
Travel	948	0	0	0
Program Support	812	1,371	1,371	0
Total	**$10,147**	**$10,087**	**$10,087**	**$0**

EMBASSY SECURITY, CONSTRUCTION, AND MAINTENANCE

FIRE PROTECTION

FY 2011 Budget Summary

($ in thousands)

FY 2009 Appropriation	**$5,464**
FY 2010 Enacted	**$5,732**
FY 2011 Request	**$5,732**

Budget Justification

The Office of Fire Protection (FIR) ensures that U.S. Government personnel stationed overseas are safe and secure from fire hazards so that they can better focus on their mission of protecting and representing the people of the United States. The FY 2011 request of $5.7 million and 33 positions is equal to the FY 2010 Enacted level.

Minimizing fire risk to post personnel and property overseas is the primary goal of the Fire Protection program and several strategies are applied to accomplish this mission:

- Recurring fire prevention inspections and training of post personnel to deal with fire threats are conducted at each post every two years. The inspection cycle has been changed from a three-year to a two-year cycle as recommended by the OIG. In FY 2009, inspections and training was completed at 74 posts.
- Posts are provided with quality fire prevention equipment such as fire extinguishers, residential smoke detectors, emergency lights, panic hardware, and other small specialized suppression systems. Such requests from posts are responded to within five days.
- OBO/OPS/FIR will test and accept all new fire systems being deployed at NECs and at other buildings or projects including renovations and achieve a 90-95% success rate of final acceptance on the first commissioning visit.
- Technical expertise is provided to replace and upgrade fire alarm systems in accordance with the Bureau Performance Plan in principal buildings. In FY 2009, fire alarm detection systems were replaced covering 34,120 square meters.
- Critical fire alarm and sprinkler system preventive maintenance and technical support is provided to overseas posts to resolve 90% of trouble calls and return out-of-service systems to full service within one month. Preventive maintenance is critical to ensure system reliability, extend life expectancy, reduce life-cycle cost, and maintain or increase property value.
- Regional on-site technical training is given to locally employed staff to test, maintain, and repair systems to the extent possible. Thirty-seven individuals at various posts received specialized training in FY 2009.
- Specialized fire prevention training is provided at all Foreign Service Institute (FSI), Diplomatic Security (DS), Marine Security Guard (MSG), and Facility Manager training courses. In FY 2009, training was provided at 100% of the scheduled courses.

In FY 2011, the Fire Protection Program will continue conducting fire prevention inspections and training on a two year cycle within the $5.7 million level.

Base Budget Detail Schedule

($ in thousands)

	FY09 Actual	FY10 Enacted	FY11 Request	FY11-10 Change
Personnel	2,778	3,985	3,985	0
Travel	994	0	0	0
Program Support	1,692	1,747	1,747	0
Total	**$5,464**	**$5,732**	**$5,732**	**$0**

EMBASSY SECURITY, CONSTRUCTION, AND MAINTENANCE

SAFETY, HEALTH AND ENVIRONMENTAL MANAGEMENT

FY 2011 Budget Summary
($ in thousands)

FY 2009 Appropriation	**$3,853**
FY 2010 Enacted	**$3,728**
FY 2011 Request	**$3,728**

Budget Justification
The Office of Safety, Health and Environmental Management's (SHEM) mission is to prevent mishaps, property damage, and environmental contamination in overseas operations of embassies and consulates, ensuring that fatal workplace and residential mishaps do not negate the lives saved by the Department's efforts constructing secure buildings to save personnel from terrorism. The FY 2011 request of $3.7 million and 22 positions is equal to the FY 2010 Enacted level.

Protection of U.S. Government employees and overseas family members, and compliance with critical OSHA and EPA regulations are primary goals of the SHEM program. Overseas personnel and their dependents are inherently at increased risk due to the lack of local safety and health codes and standards typically found in the U.S. This makes the safeguarding of employees and their families extremely challenging. This "silent enemy from within" – that is, safety and health hazards in the home and workplace - has resulted in 214 workplace and residential fatalities since 1991 (and continues to grow by 10-15 per year) yet it has received far less resources than the threat of terrorism. In fact, the number of Foreign Service Officers and their family members that have died as a result of safety and health hazards exceeds those killed by terrorist actions. SHEM works to ensure that fatal and other workplace and residential mishaps and their impact on the Department's mission and operations are minimized.

The program's strategic goal of providing the long term technical support, training, tools and oversight to enable 265 posts to enact programs and measures to protect their own employees and family members is achieved by resolving over 3,400 technical issues from posts each year, conducting approximately 70 site visits that assess exposures, quantify risks and identify effective hazard control measures. SHEM's performance target is to visit 25% of posts in FY 2011 where over 3,000 post personnel will receive training that will enable them to implement effective protective programs. The office conducts over 20 regional seminars that leverage managers to take on greater responsibilities for the program, including the knowledge and skills to train others at posts. SHEM also provides focused visits to posts with problematic vehicle fatality records; given this is the number one cause of accidental death associated with Department operations. SHEM has now certified 190 supervisors who have returned to their posts and trained over 6,000 drivers in safe driving techniques. This is the cornerstone that is changing drivers' behavior behind the wheel in order to reduce the frequency and severity of motor vehicle related mishaps. A small number of high risk posts (that account for 40% of the 160 overseas motor vehicle related deaths) need additional tools in the form of motor vehicle event data recorders. These devices are installed in each motor vehicle and capture audio and video of events triggered by hard braking or swerving, or impact. Drivers are coached on each triggered event and this method has been shown to be highly effective in motivating drivers to change their driving behaviors. The Department has piloted event data recorders at 2 posts and demonstrated the effectiveness of the devices. SHEM plans to install the system at 3 other high risk posts in FY 2011.

The FY 2011 request of $3.7 million will continue to support the DriveCam data event recorders as well as other critical safety activities.

EMBASSY SECURITY, CONSTRUCTION, AND MAINTENANCE

Base Budget Detail Schedule

($ in thousands)

	FY09 Actual	FY10 Enacted	FY11 Request	FY11-10 Change
Personnel	2,467	2,938	2,938	0
Travel	612	0	0	0
Program Support	774	790	790	0
Total	**$3,853**	**$3,728**	**$3,728**	**$0**

EMBASSY SECURITY, CONSTRUCTION, AND MAINTENANCE

RESIDENTIAL DESIGN & CULTURAL HERITAGE

FY 2011 Budget Summary
($ in thousands)

FY 2009 Appropriation	**$7,408**
FY 2010 Enacted	**$8,384**
FY 2011 Request	**$8,384**

Budget Justification
The Office of Residential Design and Cultural Heritage (RDCH) provides interior design and furnishings to 386 representational residences worldwide and provides conservation, maintenance and stewardship of the Department's heritage properties and collections. The FY 2011 request of $8.4 million and 10 positions is equal to the FY 2010 Enacted level.

Representational residences are the first line of transformational diplomacy, an extension of the work environment of the embassy, and a looking glass to the American way of life. Currently, RDCH supports 386 official residences that function like hotels with a high volume of reception scheduling. The hotel industry uses refurbishment as an indicator to quantify customer service, and the optimum refurbishment rate of a 7 to 10 year cycle.

The Department has an extensive inventory of historically important and culturally significant items that require special maintenance and care. The request in this budget will keep with the current schedule to properly maintain these special assets so they continue to be a treasure for future generations and provide a meaningful backdrop to diplomatic efforts. This effort includes the installation of specified software and support for proper identification, conservation, maintenance and restoration of fine arts, furniture, furnishings, fixtures and finishes. The request provides funding for locally employed staff (LES) Cultural Asset Managers at select heritage properties, regional coverage and no new positions for direct hire.

Base Budget Detail Schedule
($ in thousands)

	FY09 Actual	FY10 Enacted	FY11 Request	FY11-10 Change
Personnel	400	1,396	1,396	0
Travel	208	0	0	0
Heritage Property	300	800	800	0
Residential Design	6,500	6,188	6,188	0
Total	**$7,408**	**$8,384**	**$8,384**	**$0**

EMBASSY SECURITY, CONSTRUCTION, AND MAINTENANCE

ART IN EMBASSIES

FY 2011 Budget Summary
($ in thousands)

FY 2009 Appropriation	**$1,686**
FY 2010 Enacted	**$2,333**
FY 2011 Request	**$2,333**

Budget Justification
The Office of Art in Embassies (ART) provides exhibitions of representative American art abroad to U.S. Chiefs of Mission as a highly effective component in supporting the Department's public diplomacy efforts. The FY 2011 request of $2.3 million and 14 positions is equal to the FY 2010 Enacted level.

The presence of American art exhibitions in country builds strategic international partnerships. Using their Art in Embassies exhibitions, posts foster cross-cultural dialogue with exhibition-related cultural and educational activities, such as lectures, workshops, and exhibition visits with local audiences. This expanded exchange of ideas encourages strong bilateral and multilateral relationships. By extending the exhibition's impact beyond the walls of the U.S. mission residences, posts successfully engage foreign audiences in their local communities including educators, students, and members of the cultural community at-large. Additionally, local exhibition-related programming often reaches host nation citizens through multi-media press coverage including television and radio interviews and articles featured in local online and print periodicals. The Art in Embassies Program (AIEP) provides representative American art to U.S. Chiefs of Mission (COM) to celebrate cultural variations with our host nations through the exploration of each other's cultural expression and architecture to support the Capital Security projects by ensuring the efficient and timely procurement and delivery of art works for permanent display in U.S. missions abroad. These multi-cultural exhibitions hope to represent long-term cultural alliances. Forty-four years in existence, the AIEP continues to receive accolades from ambassadors and members of Congress and promotes cultural exchange and democratic ideals through American Artists Abroad and other outreach initiatives.

Base Budget Detail Schedule
($ in thousands)

	FY09 Actual	FY10 Enacted	FY11 Request	FY11-10 Change
Personnel	1,486	1,950	1,950	0
Travel	70			0
Program Support	130	383	383	0
Total	**$1,686**	**$2,333**	**$2,333**	**$0**

EMBASSY SECURITY, CONSTRUCTION, AND MAINTENANCE

POST COMMUNICATIONS

FY 2011 Budget Summary
($ in thousands)

FY 2009 Appropriation	**$7,055**
FY 2010 Enacted	**$9,100**
FY 2011 Request	**$9,100**

Budget Justification
The Post Communications Program, with the participation of the Department's Bureau of Information Resources Management (IRM), funds two distinct services—NEC moves and telephone system replacements. The NEC Moves Program relocates, installs and activates communications equipments from old locations to NECs. The Telephone Replacement Program upgrades obsolete telephone systems that are no longer supported by the manufacturer, providing modern reliable digital systems capable of delivering a full range of services. The FY 2011 request of $9.1 million is equal to the FY 2010 Enacted level.

As good communication is the life-blood of diplomacy, every attempt must be made to ensure that those who serve our country have appropriate and modern technology available to fulfill their mission. Integral components of this technology are the telephone systems found at each of our overseas posts. The Department has initiated a replacement program for the telephone systems at our 265-plus embassy, consulate, and other diplomatic facilities. The intent is to replace obsolete telephone systems and establish a ten-year replacement cycle. Work can often involve replacing systems at several buildings on multiple compounds. The chancery, ambassador's residence, Marine security guard quarters, annexes, warehouses, American Centers are examples of the many buildings that can require simultaneous telephone upgrades at a single post.

The goal of the program is to replace obsolete telephone systems with modern, reliable, digital systems capable of delivering a full range of services. These new systems provide a campus environment by using voice over IP (VOIP) trunks. Standard features include system management tools, security and productivity enhancements, direct inward dialing, call accounting, voice mail, automated voice attendant in multiple languages, remote maintenance and a call threat recorder.

All telephone systems are procured, shipped, installed, and maintained in accordance with the DOS Non-secure Telephone Standard (12 FAH-6H-311.4) that ensures the integrity of the telephone systems used to support areas of classified operations.

A new embassy commences official operations when critical command and control communications equipment is relocated to, installed in, and activated in the new Information Programs Center (IPC). The NEC Moves program, supported by IRM's Digital Services Branch, ensures the installation and activation of critical command and control communications systems in new embassy and consulate facilities.

EMBASSY SECURITY, CONSTRUCTION, AND MAINTENANCE

Base Budget Detail Schedule

($ in thousands)

	FY09 Actual	FY10 Enacted	FY11 Request	FY11-10 Change
Telephone Replacement	5,546	7,427	7,427	0
NEC Moves	1,509	1,673	1,673	0
Total	**$7,055**	**$9,100**	**$9,100**	**$0**

EMBASSY SECURITY, CONSTRUCTION, AND MAINTENANCE

INFORMATION RESOURCE MANAGEMENT

FY 2011 Budget Summary
($ in thousands)

FY 2009 Appropriation	**$14,197**
FY 2010 Enacted	**$18,251**
FY 2011 Request	**$18,251**

Budget Justification
OBO's Information Resource Management Division (IRM) provides information technology resources for the Bureau with cost-effective in direct support of desktop, network, hardware and application development. The FY 2011 request of $18.3 million and 20 positions is equal to the FY 2010 Enacted level.

This budget provides funding for several types of activities under OBO/EX/IRM, which include managing consolidation services from the Department's central information technology team; application development and support to the organization with specialized technology tools to advance the OBO mission and providing OBO-specific information technology infrastructure for all elements of the organization. The largest portion of the budget is used to support OBO applications including ongoing development and support of the Buildings Management Information System (BMIS), OBOLink, PASS, ProjNet, web application, and other bureau specific data applications. Beyond these data systems the budget supports an extensive array of design and engineering software including Computer Aided Design, Building Information Modeling, civil, structural, and mechanical engineering applications, and technical scheduling, cost and specification tools.

The FY 2011 budget request of $18.3 million will continue support for the centralization of Department information technology under consolidated desktop support, server and wire management services. In addition, this request supports OBO specific network operations and disaster recovery functionality and specialized OBO applications.

Base Budget Detail Schedule
($ in thousands)

	FY09 Actual	FY10 Enacted	FY11 Request	FY11-10 Change
Personnel	4,601	4,700	4,700	0
Travel	100	0	0	0
Program Support	9,496	13,551	13,551	0
Total	**$14,197**	**$18,251**	**$18,251**	**$0**

EMBASSY SECURITY, CONSTRUCTION, AND MAINTENANCE

MANAGEMENT SUPPORT

FY 2011 Budget Summary

($ in thousands)

FY 2009 Appropriation	**$20,105**
FY 2010 Enacted	**$46,145**
FY 2011 Request	**$46,145**

Budget Justification

OBO's Management Support Division (MSD) is the administrative support "hub" of the organization and provides for the ongoing support needs of over 1,300 OBO domestic and overseas government and contract staff. The FY 2011 request of $46.1 million and 20 positions is equal to the FY 2010 Enacted level.

MSD is tasked with ensuring that OBO's domestic facilities remain functional and operational on a daily basis and provides a number of key services and funds a range of fixed costs essential to OBO's daily operations, including:

- Security Services – Physical (including Homeland Security, contingency and emergency requirements), and personnel
- General Services – Facility leasing, telecommunications, building renovations, office furniture and equipment, space planning and inventory management.
- Administrative Services – Travel program administration, fleet management, mail processing, government purchase and travel card program oversight.

The FY 2011 request of $46.1 million will continue support of the OBO organization, including all TDY travel, at FY 2010 levels.

Base Budget Detail Schedule

($ in thousands)

	FY09 Actual	FY10 Enacted	FY11 Request	FY11-10 Change
Personnel	2,252	3,453	3,453	0
Travel	50	23,944	23,944	0
Program Support	6,030	6,386	6,386	0
Rent	11,773	12,362	12,362	0
Total	**$20,105**	**$46,145**	**$46,145**	**0**

EMBASSY SECURITY, CONSTRUCTION, AND MAINTENANCE

FRONT OFFICE

FY 2011 Budget Summary

($ in thousands)

FY 2009 Appropriation	**$11,328**
FY 2010 Enacted	**$12,090**
FY 2011 Request	**$12,090**

Budget Justification

The Front Office provides executive direction, financial management, human resources, developmental training, security assurance and internal review for OBO. The FY 2011 request of $12.1 million and 86 positions is equal to the FY 2010 Enacted level.

Front Office activities support critical, high-level OBO functions and activities. The mission of the Front Office is to issue and ensure proper dissemination, enactment, and monitoring of policies and decisions. In support of OBO entities, the Front Office includes the OBO Director, Resource Management, Internal Reviews and Operations Research, Human Resources, and External Affairs. This management team ensures that 265 U.S. diplomatic missions around the world have secure and functional facilities to allow over 20,000 employees overseas achieve U.S. foreign policy objectives.

The Front Office staff carries out the bureau's primary financial, policy, and public relations functions. It provides accounting, budgeting, and financial management services, to include vendor payments, for all OBO programs; formulates annual budget submissions; and directs the financial planning and resource allocation process within the bureau. This staff serves as the central focal point for furnishing OBO information to external entities, such as Congress, the Department's Inspector General's Office, GAO and OMB and for developing bureau policies. The internal review function is critical to the bureau, and conducts in-depth cross-cutting reviews and organizational analyses to provide the Director with information concerning internal control and management policies and performance. This staff also performs recruiting, advertising, classification, hiring, retention, awards, employee relations and other human resource functions for nearly 1,500 direct hire and personal service contractor positions. This team is also responsible for sensitive activities for the bureau's interface with industry, and the general public and serves as the focal point with the bureau for managing the implementation of major outreach programs affecting OBO activities.

The performance goal is to exercise sound management of financial resources for the operating elements of OBO. Performance targets are set around critical milestones and reviewed monthly; this regular, detailed review ensures that OBO's highly successful results-based management approach works.

Base Budget Detail Schedule

($ in thousands)

	FY09 Actual	FY10 Enacted	FY11 Request	FY11-10 Change
Personnel	9,809	10,915	10,915	0
Travel	367	0	0	0
Program Support	1,152	1,175	1,175	0
Total	**$11,328**	**$12,090**	**$12,090**	**$0**

EMBASSY SECURITY, CONSTRUCTION, AND MAINTENANCE

DOMESTIC RENOVATIONS

FY 2011 Budget Summary

($ in thousands)

FY 2009 Appropriation	**$23,260**
FY 2010 Enacted	**$23,725**
FY 2011 Request	**$23,725**

Budget Justification

The Domestic Renovations program provides a safe, secure, cost-effective an energy efficient workspace for employees at the Harry S Truman (HST) headquarters and State Department annexes. This program also includes the Capital Improvement Program (CIP), which was developed to protect Department of State real property investments through correction of deficiencies and capital improvements. The FY 2011 request of $23.7 million is equal to the FY 2010 Enacted level.

The program performance goal is to ensure that Department domestic facilities are cost-effective and enable employees to perform their duties. The performance objectives are as follows:

- Complete Renovation of the original "Old State" building
- Continue the New State renovation
- Continue Perimeter Security Improvements
- Identify all technical needs and finding requirements for projects identified in the Capital Improvement Plan and implement the projects in order of priority.

The FY 2011 request includes $18.8 million to continue the renovation of the Harry S Truman building renovation and $4.9 million for upgrades and repairs to other domestic offices.

Base Budget Detail Schedule

($ in thousands)

	FY09 Actual	FY10 Enacted	FY11 Request	FY11-10 Change
HST Renovations	18,863	18,783	18,783	0
Other Domestic Facilities	4,397	4,942	4,942	0
Total	**$23,260**	**$23,725**	**$23,725**	**$0**

EMBASSY SECURITY, CONSTRUCTION, AND MAINTENANCE

Funds by Object Class

($ in thousands)

	FY 2009 Actual	FY 2010 Enacted	FY 2011 Request	Increase / Decrease
1100 Personnel Compensation	**102,385**	**114,897**	**114,781**	**(116)**
1200 Personnel Benefits	**36,619**	**39,429**	**39,360**	**(69)**
2100 Travel & Trans of Persons	**31,324**	**38,485**	**38,154**	**(331)**
2200 Transportation of Things	**9,595**	**8,527**	**8,420**	**(107)**
2300 Rents, Comm & Utilities	**405,936**	**414,025**	**413,491**	**(534)**
2400 Printing & Reproduction	**2,183**	**2,572**	**2,572**	**0**
2500 Other Services	**434,072**	**273,057**	**262,329**	**(10,728)**
2600 Supplies and Materials	**56,343**	**54,872**	**54,180**	**(692)**
3100 Personal Property	**51,058**	**38,934**	**38,211**	**(723)**
3200 Real Property	**1,474,732**	**708,941**	**680,616**	**(28,325)**
3300 Investments and Loans	**0**	**0**	**28,023**	**28,023**
4100 Grants, Subsidies & Contrb	**65,122**	**30,411**	**1,363**	**(29,048)**
Total	**2,669,369**	**1,724,150**	**1,681,500**	**(42,650)**

This page intentionally left blank.

OTHER ADMINISTRATION OF FOREIGN AFFAIRS

Civilian Stabilization Initiative
Office of the Inspector General
Educational and Cultural Exchange Programs
Representation Allowances
Protection of Foreign Missions and Officials
Emergencies in the Diplomatic and Consular Service
Buying Power Maintenance Account
Repatriation Loans Program Account
Payment to the American Institute in Taiwan
Foreign Service Retirement and Disability Fund

This page intentionally left blank.

CIVILIAN STABILIZATION INITIATIVE

Proposed Appropriation Language

CIVILIAN STABILIZATION INITIATIVE
For necessary expenses to support, maintain, mobilize, and deploy a civilian response corps [in coordination with the United States Agency for International Development (USAID),] and for related reconstruction and stabilization assistance to prevent or respond to conflict or civil strife in foreign countries or regions, or to enable transition from such strife, [$120,000,000]*$184,000,000*, to remain available until expended: *Provided*, That funds made available under this heading may be made available [in fiscal year 2010] to provide administrative expenses for the Office of the Coordinator for Reconstruction and Stabilization:
Provided further, That [notwithstanding any other provision of law and following consultation with the Committees on Appropriations, the President may exercise transfer authorities contained in the Foreign Assistance Act of 1961 for reconstruction and stabilization assistance managed by the Office of the Coordinator for Reconstruction and Stabilization only to support an actively deployed Civilian Response Corps, subject to the regular notification procedures of the Committees on Appropriations: *Provided further*, That of the funds appropriated under this heading, $10,000,000 shall be withheld from obligation until the Secretary of State reports to the Committees on Appropriations that the Department of State has signed a memorandum of understanding with the Department of Defense relating to the provision of airlift for deployment of Civilian Response Corps personnel and equipment: *Provided further*, That not later than 45 days after enactment of this Act, the Secretary of State and the USAID Administrator shall submit a coordinated joint spending plan for funds made available under this heading and under the heading "Civilian Stabilization Initiative" in title II of this Act] *the Secretary of State may transfer and merge funds made available under any other heading in Titles I, II, III and IV of this Act with funds made available under this heading to maintain and deploy a Civilian Response Corps and to provide reconstruction and stabilization assistance: Provided further, That the Secretary may appoint, compensate and remove Civilian Response Corps personnel without regard to Civil Service or classification laws . (Departments of Labor, Health and Human Services, and Education, and Related Agencies Appropriations Act, 2010.)*

CIVILIAN STABILIZATION INITIATIVE
SEC. 7052. Funds appropriated or made available under this or any other Act for reconstruction and stabilization assistance, including funds that are reprogrammed or transferred to be made available for such purposes, may be made available for such purposes, notwithstanding any other provision of law; Provided, That the administrative authorities of the Foreign Assistance Act may be utilized for assistance furnished with such funds: Provided further, That the President may furnish additional assistance by executing the authorities provided in sections 552(c) and 610 of the Foreign Assistance Act, notwithstanding the percentage and dollar limitations in such sections: Provided further, That funds allocated or reprogrammed for purposes of this section shall remain available until expended.

CIVILIAN STABILIZATION INITIATIVE

Resource Summary

($ in thousands)

Appropriations	FY 2009 Actual	FY 2010 Enacted	FY 2011 Request	Increase / Decrease
Positions	351	351	365	14
Funds	45,000	120,000	184,000	64,000

In FY 2009, $30 million was appropriated to USAID for a total FY 2010 availability of $75 million, and in FY 2010, $30 million was appropriated to USAID for a total FY 2010 availability of $150 million.

Program Description

The Civilian Stabilization Initiative (CSI) supports the Office of the Coordinator for Reconstruction and Stabilization (S/CRS) and the Civilian Response Corps (CRC). The FY 2011 request of $184 million will allow S/CRS to continue to build and sustain a coordinated civilian capacity across eight United States Government (USG) civilian agencies for a whole-of-government response to emergent reconstruction and stabilization crises.

This request supports the continued recruitment, hiring, equipping, training and managing of a CRC comprised of a 250-member interagency Active component (CRC-A), and a 2,000-member Standby component (CRC-S). No funding is requested to support the creation of a Reserve Component (CRC-R). The CRC-A and CRC-S are drawn from the Departments of State, Justice, Commerce, Treasury, Agriculture, Health and Human Services, Homeland Security, and the U.S. Agency for International Development. The CRC provides the USG with a standing expeditionary capability to complement the conventional operations of departments in reconstruction and stabilization (R&S) operations and staff whole-of-government response structures.

Funding will also support conflict prevention, assessment, planning, and coordination activities of S/CRS, as well as public and international outreach. S/CRS hosts a robust conflict prevention effort focused on exploring and implementing strategies to prevent countries from entering into or returning to conflict. S/CRS has led the way in developing an interagency conflict assessment framework which melds academic, diplomatic and development approaches to provide embassies with a focused strategy to help their host country avoid conflict or the recurrence of conflict. We have used this process to assist our missions in the Democratic Republic of the Congo, Tajikistan, Guinea and Liberia and have held very successful embassy-based assessments in Sri Lanka, Cambodia and Panama and will shortly do assessments for Embassies Quito and Monrovia. S/CRS provides a focal point for interagency conflict assessment, and regularly engages the interagency through a variety of activities, including the Interagency Planning Committee (IPC) for Reconstruction and Stabilization and sub-IPCs that sponsored and directly participated in the development and approval of the Interagency Conflict Assessment Framework (ICAF) which provides the foundation for disciplined, coordinated conflict assessment.

The potential for instability across the globe continues to support a continued need for assessments and larger R&S engagements. The number of countries that reflect weaknesses in political, economic, security and social welfare indicators reflects a high likelihood that American assistance will be requested to assist in R&S engagements. Economic and political instability have been shown to be major links in the rise of global terrorism. America's ability to respond to R&S crises is a cornerstone in achieving peace and global security, abroad as well as within our shores. With the FY 2011 resources requested, S/CRS will continue to be able to respond to these global challenges, through pro-active assessment and crises prevention activities as well as response to R&S crises when they occur.

S/CRS has used the growing CRC capacity effectively to assist and further strengthen the USG's ability to respond to R&S crises. Over 63 S/CRS and CRC staff have served in both Embassy Kabul and International Security Assistance Forces (ISAF). The current engagement in Afghanistan has seven components: civilian-military planning and assessment; support to sub-National integration and planning; election support; information operations support; direct advisory support to ISAF; expert technical advisors to support the Government of Afghanistan; and, training and reach-back support. S/CRS assisted in deploying interagency teams in support of Secretary Clinton's call to assist the Democratic Republic of the Congo. A year-long partnership between S/CRS and Embassy Dhaka has resulted in a whole-of-government planning process that unites the Mission around a common strategy.

The USG's growing whole-of-government approach has led to the creation of a systematic and institutionalized interagency process that brings the capacity of all agencies to bear in an R&S mission. S/CRS and its partners will be responsible for further refining this whole-of-government construct in FY 2011.

S/CRS is helping to build global response capabilities by coordinating with multilateral and bilateral partners sharing similar R&S capacities to ensure an integrated response to future crises. S/CRS is deepening and expanding cooperation with key bilateral partners such as Canada, Denmark, the Netherlands, Germany, Australia, and the UK, and with multilateral partners, such as the UN, EU, NATO, and OSCE. All partners have been invited to participate in CRC training courses to familiarize them with our R&S doctrine and to begin establishing relationships with key representatives of the USG organizations involved in conflict prevention and crisis response.

In mid-January 2010 the devastating earthquake in Haiti underscored the value of broad international coordination. As the Haiti crisis has demonstrated, such catastrophes result in many international actors responding in many different capacities. Such response benefits greatly when done within the context of known relationships, shared visions and an understanding of how to harness unique capabilities.

Performance

The U.S. government can better influence key transitional moments in fragile states if it can deploy civilians early enough in the cycle of R&S operations. Since this is a new initiative, S/CRS is using this important output measure to focus on whether it is getting civilians to critical spots in a timely manner.

CIVILIAN STABILIZATION INITIATIVE

STRATEGIC GOAL: ACHIEVING PEACE AND SECURITY						
Strategic Priority	Conflict Prevention, Mitigation, and Response					
Bureau Goal	Indicator is a department level measure and was developed outside of bureau strategic planning process					
Indicator	NEW INDICATOR: Average monthly number of civilian reconstruction and stabilization deployments to conflict zones.					
FY 2006 Result	FY 2007 Result	FY 2008 Result	FY 2009 Result	FY 2009 Target	FY 2010 Target	FY 2011 Target
1.1 employees/ month	2.3 employees/ month	2 employees/ month	11.4 employees/mo [Baseline] New Indicator, No Rating	[Baseline Year]	70 employees/ month	170 employees/ month
Impact	S/CRS teams responded to crisis situations or in conflict areas in 10 countries.					
Methodology	Report from the US Embassies in the form of memorandum to the appropriate regional Assistant Secretary and the Coordinator of the Office of Reconstruction and Stabilization.					
Data Source and Quality	Travel Manager System reports; field reports and reach-back information from deployed employees. Data Quality Assessment revealed no significant data limitations.					

Justification of Request

The Department's FY 2011 request of $184 million includes increases to maintain current services and support several key initiatives that will recruit, train, equip, sustain and manage a 250 member CRC-A and 2000 member CRC-S. An increase of $64 million and 14 positions is requested, compared to the FY2010 base of $120 million and 351 positions for the program. An increase of $3.5 million for is included in this request for statutory pay raises, inflation, and increased facility costs, to maintain the FY2010 level of activity. This provides the capacity to deploy up to 650 responders at one time, as needed, to support large complex Reconstruction and Stabilization (R&S) missions and missions of limited scope.

Interagency Responders: $21,069,000
This request of $57.3 million represents a change of $21.1 million from the FY2010 enacted CSI level for State of $36.2 million. This request will re-integrate CSI funds which were appropriated separately to the US Agency for International Development in FY 2010 into the Department of State. The funding level of $57.3 million represents a normalized full year funding level of $45.1 million to support the 250 Interagency CRC Active component including basic salaries, benefits, travel and per diem for training, travel and other support costs. Of this request, $12.2 million will support initial and refresher training for the Standby Component which will be increased from 1,000 members to the full complement of 2,000 members.

Deployment: $39,927,000
This request of $69.6 million represents an increase of $39.9 million from the FY 2010 enacted CSI level for State of $29.7 million. This increase incorporates the funding previously provided to USAID and will permit a larger scale deployment to meet growing demand for CRC in Sub-Saharan Africa and South Central Asia. The Secretary has made commitments to the Democratic Republic of the Congo and other countries present similar opportunities assistance as well. A continued focus on South Central Asia can be expected as part of the Department's long term commitment to Afghanistan and Pakistan and focus on eliminating safe havens for terrorists. A third major focus will be

continuing assistance to Haiti as it rebuilds from the devastating earthquake of January 2010. Funding will sustain up to 370 deployed personnel for 90 days and provide mission-specific logistical support. This will enable the CRC to assist embassies with conflict and sector assessments, develop and implement whole of government response plans, assess and monitor USG crisis response assistance, partner with multilateral and bilateral partners, and integrate with USG military operations, where applicable. Funds are also provided for civilian force protection when responders are deployed to insecure environments.

Equipment: -$12,711,000
This request of $12.3 million represents a decrease of $12.7 million from the FY 2010 enacted CSI level for State of $25.0 million. Funds support the completion of the acquisition of basic responder equipment (laptops, blackberries, satellite phones, armored vests, helmets, etc.) needed to outfit responders with personal and team equipment to support both small scale assistance teams and a large scale deployment, including replacement of equipment rendered unserviceable as a result of deployment activities. Funding from FY 2009 and FY 2010 began the process of acquiring personal and team communications equipment and 28 fully armored vehicles for operating in hazardous areas. FY 2011 completes and sustains CRC equipment needs.

Civilian Deployment Center: $4,050,000 [Appropriated to USAID in FY2010]
This request of $4.0 million represents a change of $4.0 million from the FY 2010 enacted CSI level for State. USAID was separately appropriated $4.0 million in FY 2010 to operate the Civilian Deployment Center (CDC). The CDC is a central hub established to process the deployments of CRC personnel and to provide pre-deployment orientation and training, outfit and train responders with mission-specific equipment, to provide other services, as needed, to prepare responders for deployment. The Center also performs re-integration activities for returning responders, de-briefings, equipment turn-in, and other activities required at the conclusion of a deployment.

R&S Coordination and Management: $11,665,000 including 14 positions
This request of $40.8 million represents an increase of $11.7 million from the FY 2010 enacted CSI level of $29.1 million, and includes funds for 14 new positions. The request provides funding to support the activities of the Office of the Coordinator (OCR) for Reconstruction and Stabilization (S/CRS) and to manage and operate the Civilian Response Corps, including USAID's Office of Civilian Response. Funding for OCR supports the management and oversight of its 93 Active and 720 Standby members. This office was established in FY 2008 using funds directly appropriated to USAID for their portion of the CRC. Funding to sustain this office is incorporated into this single unified CSI request for FY 2011.

Policy and planning activities include $24.6 million to support S/CRS and OCR interagency coordination, policy development, doctrine development and other activities, $11.0 million to support the daily management of the Civilian Response Corps, and $5.2 million for the planned acquisition of consolidated space to house the S/CRS operations in FY 2011. Currently, S/CRS is located in three separate locations which negatively impacts staff productivity. The request provides increased lease costs, as well as initial one-time fitting-out costs. Relocation is planned for FY 2011.

CIVILIAN STABILIZATION INITIATIVE

FY 2011
SUMMARY STATEMENT OF POSITIONS

	FY 2009 Actual	FY 2010 Enacted	FY 2011 Request	Increase/ Decrease
Headquarters and Operational Support	101	101	115	14
CRC - Active	250	250	250	0
Program Total	***351***	***351***	***365***	***14***
CRC – Standby	1,000	1,000	2,000	1,000
CRC - Reserves	0	0	0	0

Funds by Program Activity
($ in thousands)

	FY 2009 Actual	FY 2010 Enacted	FY 2011 Request	Increase/ Decrease
Civilian Response Corps (CRC) Active	13,670	21,000	45,114	24,114
Training for Active and Standby CRC	12,717	15,220	12,175	(3,045)
CRC Reserve	0	0	0	0
Equipment Acquisition	0	25,000	12,289	(12,711)
Deployments	8,794	29,660	69,587	39,927
Deployment Center	0	0	4,050	4,050
CRC Operations Support	2,744	8,020	10,996	2,976
S/CRS Policy and Planning	7,075	21,100	29,789	8,689
Total, Civilian Stabilization Initiative	**45,000**	**120,000**	**184,000**	**64,000**

Funds by Object Class
($ in thousands)

	FY 2009 Actual	FY 2010 Enacted	FY 2011 Request	Increase / Decrease
1100 Personnel Compensation	**10,958**	**24,405**	**41,889**	**17,484**
1200 Personnel Benefits	**4,261**	**20,542**	**21,006**	**464**
2100 Travel & Trans of Persons	**7,515**	**14,399**	**23,882**	**9,483**
2300 Rents, Comm & Utilities	**450**	**1,750**	**5,318**	**3,568**
2400 Printing & Reproduction	**50**	**75**	**75**	**0**
2500 Other Services	**21,666**	**38,116**	**78,341**	**40,225**
2600 Supplies and Materials	**100**	**2,100**	**1,100**	**(1,000)**
3100 Personal Property	**0**	**18,613**	**12,389**	**(6,224)**
Total	**45,000**	**120,000**	**184,000**	**64,000**

This page intentionally left blank.

OFFICE OF INSPECTOR GENERAL

Proposed Appropriation Language

OFFICE OF INSPECTOR GENERAL

For necessary expenses of the Office of Inspector General, **[**$100,000,000**]***$120,152,000*, notwithstanding section 209(a)(1) of the Foreign Service Act of 1980 (Public Law 96–465), as it relates to post inspections, of which **[**$23,000,000**]***$22,125,000* shall be for the Special Inspector General for Iraq Reconstruction for reconstruction oversight, and **[**$23,000,000**]***$35,287,000* shall be for the Special Inspector General for Afghanistan Reconstruction for reconstruction oversight. *(Department of State, Foreign Operations, and Related Programs Appropriations Act, 2010.)*

OFFICE OF INSPECTOR GENERAL

Resource Summary

($ in thousands)

Appropriations	FY 2009 Actual	FY 2010 Enacted	FY 2011 Request	Increase / Decrease
Positions	318	318	318	0
Funds	121,122	102,000	120,152	18,152

FY 2009 Actual includes $57.0 million in bridge funding provided by the Supplemental Appropriations Act, 2008 (P.L. 110-252), of which $36.5 million was transferred to the Special Inspector General for Iraq Reconstruction and $5.0 million was for the Special Inspector General for Afghanistan Reconstruction. FY 2009 Actual also includes $24.1 million provided by the Supplemental Appropriations Act, 2009 (P.L. 111-32), of which $7.2 million was for the Special Inspector General for Afghanistan Reconstruction and $7.0 million was transferred to the Special Inspector General for Iraq Reconstruction as forward funding for FY 2010 requirements, as well as $1.0 million transferred from the Economic Support Fund appropriation provided in the Act. FY 2009 Actual further includes $2.0 million provided by the American Recovery and Reinvestment Act of 2009 (P.L. 111-5).

FY 2010 Enacted includes $2.0 million transferred from the Economic Support Fund to OIG, $23.0 million for the Special Inspector General for Afghanistan Reconstruction, and $23.0 million for the Special Inspector General for Iraq Reconstruction as provided by the Consolidated Appropriations Act, 2010 (P.L. 111-117).

FY 2011 Request includes $35.3 million for the Special Inspector General for Afghanistan Reconstruction and $22.1 million for the Special Inspector General for Iraq Reconstruction.

Position totals are for DOS OIG only and lower than the FY 2010 CBJ total of 329 due to a technical adjustment to better reflect the actual authorized ceiling.

Program Description

FY 2011 marks the second year that the Department of State's Office of Inspector General account has incorporated funding requests for the Department's Office of Inspector General (OIG), the Special Inspector General for Afghanistan Reconstruction (SIGAR), and the Special Inspector General for Iraq Reconstruction (SIGIR). Prior to FY 2010, SIGAR and SIGIR received funding from supplemental appropriations. The following chart summarizes the budget requests for the three offices.

($ in thousands)

Appropriations	FY 2009 Actual	FY 2010 Enacted	FY 2011 Request	Increase / Decrease
OIG Funds	65,421	56,000	62,740	6,740
SIGAR Funds	12,201	23,000	35,287	12,287
SIGIR Funds (1)	43,500	23,000	22,125	(875)
Total	121,122	102,000	120,152	18,152

(1) FY 2009 SIGIR funds include $7 million that was forward funded for FY 2010. SIGIR's drawdown is more accurately reflected as authorized funding levels of $36.5 million in FY 2009, $30 million in FY 2010, and $22 million in FY 2011.

Department of State Office of Inspector General

The Office of Inspector General has a leading role in helping the Department of State (Department) and the Broadcasting Board of Governors (BBG) improve management, strengthen integrity and accountability, and ensure the most efficient, effective, and economical use of resources. OIG's oversight extends to the Department's and BBG's 64,000+ employees and more than 275 missions and other facilities worldwide, funded through combined annual appropriations of more than $15

billion (including supplemental appropriations). OIG remains at the forefront of efforts to identify potential savings and cost efficiencies for the Department and BBG, and strives to provide timely, relevant, and useful feedback that supports decision makers in strengthening programs and operations.

In the past two years, OIG has implemented initiatives to strengthen its oversight of high-cost, high-risk Department operations and programs in the Middle East and South Asia. In FY 2008, OIG opened its first overseas office in Amman, Jordan, to dedicate on-the-ground resources and expertise to oversight of Department activities and U.S. interests in Iraq, Afghanistan, Pakistan, Lebanon, and other conflict and post-conflict countries. OIG's Amman regional office is augmented by three additional offices: a satellite office in Cairo, Egypt, and temporary satellite offices in Baghdad, Iraq, and Kabul, Afghanistan. The Baghdad office opened in 2008 and the Cairo and Kabul offices opened in 2009. OIG also has received NSDD-38 approval for an additional temporary satellite office in Islamabad, Pakistan, scheduled to open during FY 2010.

Within the past two years, OIG has taken steps to augment its investigative capability. OIG has aggressively recruited staff to strengthen the Office of Investigations and improve its capacity to address allegations of waste, fraud, and abuse.

Based on requested FY 2010 funding levels and taking expected attrition into account, OIG established an internal ceiling of 240 direct-hire positions. Actual on-board staffing as of November 30, 2009, was 221.

OIG's mandate encompasses all domestic and overseas activities, programs, and missions of the Department and the BBG. OIG's activities are global in scope, supporting the highest priorities of the Department. OIG's overarching goal for FY 2011 is to effect positive change by being a valued resource to the Department, with specific emphasis on the following:

- ***Relevance:*** OIG work will be directed at Department and BBG priorities, with an emphasis on global issues; high-cost, high-risk programs and operations; activities funded by the American Recovery and Reinvestment Act of 2009 (ARRA); priority posts and bureaus; and the Department's coordination with other U.S. Government agencies.
- ***Value Added:*** OIG will recommend actions that result in savings, cost recoveries, prevention of losses, and improved efficiencies and security.
- ***Usefulness:*** OIG products will assist decision makers in improving programs and making spending decisions in an environment of constrained financial resources.
- ***Timeliness:*** OIG will reduce the time for completing its audits, inspections, and reviews by using appropriate technologies to start jobs sooner, finish them quicker, and disseminate the results broadly.

Office of Audits

The Office of Audits conducts and coordinates audits and program evaluations of the management and financial operations of the Department and BBG, including their audited financial statements, internal operations, external activities funded by the Department through contracts or financial assistance, and programs and operations worldwide. It also conducts annual evaluations of Department and BBG compliance with the Federal Information Security Management Act (FISMA). The audits evaluate whether established goals and objectives are achieved and resources are used economically and efficiently; assess whether intended and realized results are consistent with laws, regulations, and good business practices; and test financial accountability and the reliability of financial statements. The Office of Audits accommodates an ever-increasing number of requests from stakeholders, including the Department, Congress, and other federal agencies, as well as referrals from within OIG.

Office of Inspections
The Office of Inspections assesses domestic and overseas operations and facilities of the Department and BBG. Inspections review executive direction, policy and program implementation, resource management, and management controls. In this context, inspectors evaluate operations' leaders and managers; review staffing and recommend consolidation and relocation of operations, if appropriate; assess posts' ability to deter, detect, and respond to threats and security vulnerabilities; consider whether counterterrorism and policy implementation efforts are coordinated among agencies overseas; examine consular processes and oversight of visa, passport, and American citizens services; evaluate information management and information security programs; evaluate the extent to which financial, human resources, procurement, and inventory management best practices are employed; and determine whether management controls are in place. The Office of Inspections also provides oversight of programs and operations relating to Department efforts to counter terrorism worldwide; Iraq, Afghanistan, and other conflict/post-conflict areas; foreign assistance funding; and public diplomacy.

Office of Investigations
The Office of Investigations conducts investigations of criminal, civil, and administrative misconduct related to Department and BBG programs and operations by investigating specific allegations, reports, or other information indicating possible violations of law or regulation. Investigative results are referred to the Department of Justice for prosecution and to the Bureaus of Human Resources and Diplomatic Security or other agencies for administrative or other appropriate action. The office maintains the OIG Hotline, a confidential channel for complaints. OIG's Middle East Investigative Branch is co-located with MERO regional and satellite offices, with investigative staff currently stationed in Amman, Jordan; Cairo, Egypt; and Baghdad, Iraq.

FY 2011 Priorities

OIG's priority for FY 2011 is to expand its work in the Middle East, South Asia, and other conflict and post-conflict areas.

Enhancing OIG's Presence in the Middle East and Other Post-Conflict Areas
Strengthening OIG's presence in the Middle East and other conflict and post-conflict areas is OIG's top priority. As the Department continues to commit significant resources to Iraq, Afghanistan, and other conflict/post-conflict areas, OIG's oversight responsibilities have correspondingly increased. OIG officially opened the Middle East Regional Office (MERO) in Amman, Jordan, in 2008 to focus dedicated resources and expertise on high-risk, high-cost programs and operations in the region, particularly with respect to U.S. interests in Iraq, Afghanistan, Pakistan, Lebanon, Egypt, and other conflict/post-conflict countries. OIG will continue to support the Department's priorities by expanding OIG's oversight in the region to contribute to improvements in policies, programs, and operations.

Performance

Recommendations are a major product of OIG's audits, inspections, and evaluations, and serve as the vehicle for correcting vulnerabilities and realizing positive change in the Department. Resolution of recommendations reflects management's willingness to take the actions recommended by OIG to correct identified problems and improve their programs and operations. The percentage of recommendations resolved within six months (inspections) or nine months (audits and program reviews) indicates to what extent management has agreed to take timely action to correct identified problems in line with OIG recommendations, or has identified acceptable alternatives that are expected to result in improved programs and operations.

OFFICE OF INSPECTOR GENERAL

STRATEGIC GOAL: STRENGTHENING CONSULAR AND MANAGEMENT CAPABILITIES						
Strategic Priority	Planning and Accountability					
Bureau Goal	Financial Management & Administrative Support					
Indicator	Percentage of recommendations resolved within the appropriate timeframe.					
FY 2006 Result	FY 2007 Result	FY 2008 Result	FY 2009 Result	FY 2009 Target	FY 2010 Target	FY 2011 Target
64 percent ▼ Below Target	88 percent ▲ Above Target	87 percent ▲ Above Target	91 percent ▲ Above Target	80 percent	82 percent	85 percent
Reason for Exceeding Target	One of OIG's major offices has placed additional emphasis on resolving and monitoring OIG recommendations.					
Impact	The percentage of recommendations resolved within six months (inspections) or nine months (audits and program reviews) indicates to what extent agency management has agreed to take timely action to correct identified problems in line with OIG recommendations, or has identified acceptable alternatives expected to result in improved programs and operations.					
Methodology	The status of recommendations is confirmed with the OIG offices responsible for evaluating and tracking compliance. In addition, each month OIG sends individual Department bureaus a status report of OIG recommendations directed to them. OIG and the bureaus follow up on and reconcile any discrepancies, and the OIG compliance database is updated when necessary.					
Data Source and Quality	The percentage of recommendations resolved within the stated timeframes is derived from information in OIG's compliance database. Recommendations in OIG reports are entered into the compliance database, and their status is updated by the OIG offices that performed the work, based on ongoing communication with the Department. The Data Quality Assessment revealed no significant data limitations.					

Monetary benefits from OIG's work result in more effective and efficient use of U.S. taxpayer dollars, and are a primary mandate of the Office of Inspector General. Monetary benefits include cost savings, recoveries, questioned costs, funds put to better use, efficiencies, restitutions, and fines. OIG's audits, inspections, evaluations, and investigations result in potential and actual cost savings and efficiencies to the Department and the Broadcasting Board of Governors.

STRATEGIC GOAL: STRENGTHENING CONSULAR AND MANAGEMENT CAPABILITIES						
Strategic Priority	Planning and Accountability					
Bureau Goal	Accountability					
Indicator	Monetary Benefits: questioned costs, funds put to better use, cost savings, recoveries, efficiencies, restitutions, and fines.					
FY 2006 Result	FY 2007 Result	FY 2008 Result	FY 2009 Result	FY 2009 Target	FY 2010 Target	FY 2011 Target
$31.3 million	$52.6 million [Baseline]	$23.0 million ▲ Above Target	$26.4 million ▲ Above Target	$12.5 million	$12.5 million	$17.8 million

Reason for Exceeding Target	OIG's 2009 results are significantly above target due to two audits/evaluations that resulted in higher monetary benefits than predicted. In planning its work, OIG attempts to target high-cost and high-risk programs that may have internal control vulnerabilities. However, OIG cannot always predict the extent of the monetary benefits that are ultimately identified as a result of its work.
Impact	Monetary benefits from OIG's work result in more effective and efficient use of U.S. taxpayer dollars and actual monetary recoveries.
Methodology	OIG management analysts - who are independent of the audit and investigative teams that identify the monetary benefits - monitor, follow-up, and report on the status and value of monetary benefits reported by audit and evaluation teams. These amounts are entered and their status tracked in OIG's databases for compliance and investigations.
Data Source and Quality	Recoveries, questioned costs, and funds put to better use are based on amounts identified in OIG reports, as agreed to by the agency and tracked in OIG's compliance database. Investigative recoveries reflect court-ordered fines, restitutions, and recoveries based on information received from external prosecutorial and administrative authorities. The Data Quality Assessment revealed no significant data limitations.

Justification of Request

To support its efforts in FY 2011, the OIG account is requesting $120.2 million. The request represents an increase of $6.74 million for OIG, an increase of $12.287 million for SIGAR, and a decrease of $875,000 for SIGIR over their FY 2010 appropriations of $56 million, $23 million, and $23 million, respectively (not including the $7 million in FY 2010 resources that were forward funded in the FY 2009 Supplemental). For OIG, this increase includes mandatory wage and price increases of $1.0 million to continue FY 2010 activities, as well as $1.5 million for three direct-hire positions, and $4.04 million to expand MERO's overseas regional and satellite offices with six personal services contractors and temporary direct hires and 4 locally-employed staff (LES). The FY 2011 request also includes OIG contributions to the Council of the Inspectors General on Integrity and Efficiency of $200,000. This funding would enable OIG to meet its FY 2011 priority of enhancing its oversight in the Middle East and South Asia, which in turn would support OIG's goals for conducting relevant, useful, and timely work that adds value to Department and BBG programs and operations.

OIG requests funding for three overseas direct-hire positions for overseas positions located at MERO's overseas satellite office in Cairo, Egypt. These positions will allow OIG to accomplish work that is beyond the capacity of its current staffing.

OIG Middle East Regional Office
MERO was established in 2008 to enhance OIG's oversight for high-cost, high-risk Department programs in the Middle East, South Asia, and other post-conflict areas. MERO is staffed with auditors and management analysts who can react promptly to conduct audits and evaluations within the region. MERO currently operates through its regional office in Amman, Jordan, augmented by a satellite office in Cairo, Egypt, and temporary satellite offices in Baghdad, Iraq, and Kabul, Afghanistan. OIG staff in Washington, DC also support MERO staff. An additional temporary satellite office is planned for Islamabad, Pakistan, in FY 2010.

OIG's FY 2011 request includes $1.5 million to fund three positions, and $4.04 million for six temporary hires and contractors and 4 LES for MERO's overseas offices. These increases compare to MERO's anticipated FY 2010 base of $6.2 million to fund 23 direct-hire positions, and 7 contractors and LES positions. These positions would provide oversight for Department-funded programs in the Middle East and South Asia, including assessing the effectiveness of foreign assistance programs and conducting audits and evaluations of contracts and grants, contractor performance, and procurement issues, as well as security and management inspections. The staff would work primarily on democracy and governance, public diplomacy, anticorruption programs, embassy construction

projects, police training, rule-of-law, and diplomatic security programs. These staff would be assigned as follows:

Cairo Satellite Office: Three direct-hire positions for auditors and program analysts and 1 LES for MERO's satellite office in Cairo, Egypt.

Kabul Satellite Office: Two temporary auditors and program analysts and 1 LES for MERO's temporary satellite office in Kabul, Afghanistan. In addition to performing work on the areas cited above, the staff would evaluate and assess the cross-border coordination actions and requirements with MERO staff at Embassy Islamabad.

Baghdad Satellite Office: Two temporary auditors and program analysts for MERO's temporary satellite office in Baghdad, Iraq.

Islamabad Satellite Office: Two temporary auditors and program analysts and one LES for MERO's temporary satellite office in Islamabad, Pakistan. In addition to performing work on the areas cited above, the staff would provide oversight for Department-funded programs in Pakistan including the Federally Administered Tribal Areas, and evaluate and assess the cross-border coordination actions and requirements with MERO staff at Embassy Kabul.

Amman Regional Office: One LES to support MERO's operations in its regional office in Amman, Jordan.

Special Inspector General for Afghanistan Reconstruction (SIGAR)

The National Defense Authorization Act for FY 2008 (Public Law 110-181) established the Special Inspector General for Afghanistan Reconstruction (SIGAR) to enhance oversight of programs for the reconstruction of Afghanistan by conducting independent and objective audits, and investigations on the use of taxpayer dollars and related funds. SIGAR's oversight responsibilities cover any major contract, grant, agreement, or other funding mechanism entered into by any department or agency of the United States government that involves the use of amounts appropriated, or otherwise made available for the reconstruction of Afghanistan to: build or rebuild physical infrastructure in Afghanistan, establish or reestablish political or societal institutions of Afghanistan, provide products or services to the people of Afghanistan, or provide security or other support functions to facilitate Afghanistan reconstruction efforts.

SIGAR's headquarters are in Arlington, Virginia. In addition, SIGAR has an office at the U.S. Embassy in Kabul and has opened three other offices in Afghanistan (Bagram, Kandahar, and the Combined Security Transition Command-Afghanistan). SIGAR has three functional directorates to meet its mission: audits, investigations, and information management.

Since 2001, the United States Government has provided significant resources for the reconstruction of Afghanistan. These anticipated funding increases will have an impact on the Special Inspector General for Afghanistan Reconstruction's (SIGAR) oversight activities, requiring SIGAR to expand the operations of its audit and investigation directorates.

SIGAR's FY 2011 budget request is $35.287 million, representing a $12.287 million increase over FY 2010. This increase is necessary for SIGAR funding to keep pace with expected increases in Afghanistan reconstruction funds. SIGAR requires 132 positions in FY 2011 in order to effectively audit and investigate activities in Afghanistan, an increase of 72 FTEs over FY 2010. SIGAR plans to use 14 of these 72 FTEs in Afghanistan. The other 58 FTEs will be used at SIGAR's headquarters in Arlington, Virginia.

OFFICE OF INSPECTOR GENERAL

Personnel Compensation
SIGAR employs primarily highly specialized professionals with expertise in the areas of audits, investigations, and information management. The staff consists of temporary appointees, most of whom have 13-month renewable appointments. The estimated cost of base salaries supports SIGAR's objective of utilizing primarily senior, experienced personnel capable of addressing the statutory mandate to independently and objectively conduct and supervise audits, and investigations of programs and operations funded with U.S. taxpayer dollars for the reconstruction of Afghanistan.

Because SIGAR's primary mission must be conducted in Afghanistan, a dangerous environment requiring additional expenses to maintain qualified staff, this budget request includes funding for Post Differential and Hazardous Duty Pay for Afghanistan-based personnel and TDY personnel. Personnel compensation also includes life insurance, health insurance, and employee retirement. Total costs for personnel compensation and benefits are estimated to be $25.823 million in FY 2011.

Travel and Transportation
Travel to and from Afghanistan represents a large portion of SIGAR's travel costs. These costs include deployment and re-deployment of employees to Afghanistan for an extended period of time, and regular temporary duty travel (TDY) of auditors, and investigators. Afghanistan-based employees return to the continental United States for a mid-tour break and to attend required training not otherwise available in overseas locations. Auditors and investigators will conduct site visits to various locations within Afghanistan. Due to security concerns, air transportation to these sites is often the only method of transportation. Total costs for travel and transportation of persons are estimated to be $2.537 million in FY 2011.

Rent, Communications, and Utilities
Effective communication within and between our Arlington, VA and Afghanistan offices is key to the success of our mission. The information technology services required include local and long distance telephone service, and secure wireless data and voice communication services. The majority of these services is provided through contractual agreements with the private sector. In addition to communication services, there are also rent and utility charges associated with the Arlington, VA office. SIGAR estimates expenditures for rent, communications, and utilities will be $731,000 in FY 2011.

Printing and Reproduction
SIGAR's enabling legislation requires Quarterly Reports and are distributed to the U.S. Congress, Secretaries of State and Defense, and other stakeholders. In addition to the Quarterly Report, SIGAR prints and distributes individual audit reports. The Government Printing Office handles the majority of SIGAR's printing and reproduction requirements. SIGAR also pays for the publication of notices and job announcements, as well as the airing of radio and television public service announcements. Estimated expenditures for printing and reproduction requirements total $448,000 for FY 2011.

Advisory and Assistance Services
Administrative support services include but are not limited to information management, logistics management, office assistant, human resources, operations management, project management, and security management. To produce a Quarterly Report for the Congress and the Secretaries of State and Defense and to publish audit reports annually, SIGAR will enter into contractual agreements with the private sector to provide qualified consultants and subject matter experts. SIGAR will also translate each Quarterly Report into Afghanistan's official languages, Pashto and Dari. The translated versions will be available on the SIGAR website. In the interest of public service, employees will be encouraged to attend training to develop additional skills and knowledge to help them improve in their performance of official duties. Training will also allow employees to maintain professional certifications necessary to the performance of their duties. Further, employees deploying to Afghanistan for a period of longer than 30 days are required by the Department of State to attend the one week long Foreign Affairs Counter Threat (FACT) training. Total costs for advisory and assistance services are estimated to be $2.992 million in FY 2011.

Other Services
The Secretary of the Army is the designated support agency for SIGAR and will provide (generally on a reimbursable basis) core functional administrative support necessary for SIGAR to accomplish its mission. This includes, but is not limited to administration, logistics, acquisition and contracting, financial management, human resources, information technology, deployment, and security. Support provided by the Secretary of the Army does not affect the Inspector General's statutory authority and independence.

SIGAR's deployed employees will require administrative services available through the U.S. Embassy's International Cooperative Administrative Support Services (ICASS) program. Such services include, but are not limited to, motor pool operations and vehicle maintenance, travel services, printing services, mail and messenger services, information management, reception and telephone system services, purchases and contracting, personnel management, cashiering, vouchering, accounting, budget preparation, non-residential security guard services, and building operations. SIGAR is required to pay the Department of State for ICASS services. Total costs for other purchases of goods and services from government accounts are estimated to be $1.968 million for FY 2011. SIGAR's FY 2011 budget request also includes $106,000 to support the Council of the Inspectors General on Integrity and Efficiency, consistent with the Inspector General Reform Act of 2008.

Supplies, Materials, and Equipment
SIGAR makes regular purchases of general office supplies required for the administration of the office. Supply purchases include, but are not limited to, items such as pencils, pens, paper, calendar pads, envelopes, file folders, publications, and information technology supplies and materials. SIGAR will also purchase various weapons and ammunition for qualified Investigators and other designated personnel operating in Afghanistan and/or other designated locations. Total costs for supplies, materials, and equipment are estimated to be $682,000 in FY 2011.

Special Inspector General for Iraq Reconstruction (SIGIR)

SIGIR – Total Year Obligations
($ in thousands)

Appropriation	FY 2009	FY 2010 Expected	FY 2011 Expected	Increase / Decrease
SIGIR	37,950	30,000	22,125	(7,875)

FY 2009 includes $2.5 million in carryover funds authorized in FY 2008 but obligated in FY 2009.

FY 2010 includes $7 million that was forward funded and made available in FY 2009 by the Supplemental Appropriations Act, 2009 (P.L. 111-32).

SIGIR operates under the authority of Public Law 108-106, section 3001 (as amended). To fulfill its mandated responsibilities in FY 2011, SIGIR requires $22.1 million for the agency's operating expenses for the conduct of audits, and investigations "of the treatment, handling, and expenditures of amounts appropriated or otherwise made available for the reconstruction of Iraq and ... the programs, operations, and contracts carried out utilizing such funds."

SIGIR's FY 2011 budget request represents a decrease of approximately $8 million from SIGIR's FY 2010 budget (based on a FY 2010 level of $30 million, which includes $7 million that was forward funded in FY 2009). This marks the second consecutive fiscal year that the agency has implemented a budget reduction. This decrease is consistent with plans to align staffing and workload to the mandated requirements of our enabling legislation, ensuring responsible oversight while recognizing the reduction in scope of the Iraq Reconstruction program.

As of July 2009, just over $4 billion remained to be obligated of the major Iraq reconstruction funds within SIGIR's oversight jurisdiction. Additionally, SIGIR estimates that current appropriated and requested funding will be expended by the fourth quarter of FY 2011 to oversee additional Iraq reconstruction funds, assuming current expenditure rates and that no additional funds are made available for Iraq reconstruction assistance after FY 2010.

SIGIR's FY 2011 work will provide oversight of programs funded from appropriations for the Economic Support Fund, the Iraq Security Forces Fund, and the Commander's Emergency Response Program, among other funding sources. SIGIR will focus efforts on three broad areas:

- Assessing and strengthening economy, efficiency and effectiveness of programs and operations designed to facilitate the reconstruction of Iraq through audits and evaluations;
- Performing forensic audit analysis and investigative review, as appropriate, on 100% of payment data related to funds appropriated for the reconstruction of Iraq; and
- Providing for independent and objective leadership and coordination of, and recommendations on, policies designed to address problems and deficiencies in reconstruction efforts in Iraq.

SIGIR has a statutory mandate to prepare a final forensic report for all amounts appropriated or otherwise made available for Iraq reconstruction. SIGIR forensic cells, combining audit and investigative expertise, have been created to identify indicators of fraud, waste, and abuse. This work has produced investigatory leads and identified weaknesses in financial reporting and disbursement systems. As part of the work plan for FY 2011, continued use of complex computer data mining techniques combined with audit and investigative follow-up will be applied to financial records from each of the major Iraq reconstruction funds covering FY 2003 to 2011. This data mining effort will provide key input that will allow the investigative teams to work closely with the Department of Justice and other agencies on potential actions as appropriate.

Personnel Compensation
SIGIR employs personnel appointed into the Excepted Service who are generally assigned to 13-month appointments in anticipation of the close out of the SIGIR mission. Personnel compensation estimates are based on a total of 74 FTE's – 50 US-based and 24 Iraq-based. SIGIR's objective is to continue to hire and retain senior, experienced personnel that are able to immediately execute the mission. This objective allows the organization to be responsive to the requirements of an employment environment with temporary appointment status; recruitment and retention challenges; positions in Iraq; and the Congressional mandate to produce quarterly reports. As a result, SIGIR requires a total of $16.256 million to meet its personnel compensation requirements.

Travel and Transportation
To accomplish their respective missions, SIGIR's investigators and auditors coordinate with other federal agencies in the CENTCOM region and throughout the United States. Effective interagency cooperation often requires extensive travel in support of developing criminal cases and audit reports. The FY 2011 travel estimate of $618,000 is based on allocations for US- and Iraq-based travel. US-based travel includes expenditures associated with Temporary Duty Travel (TDY) within the continental United States required by auditors and investigators. Iraq-based travel is mainly associated with, but not limited to, deployment and redeployment to Iraq for extended periods of time.

Rent, Communications, and Utilities
SIGIR will reduce space requirements to approximately 17,000 square feet in the Washington metropolitan area for FY 2011. As a result, SIGIR requires $929,000 for rental payments to GSA. In addition, SIGIR requires $578,000 for communications services/devices for US- and Iraq-based FTEs, as well as utilities needed to service the Washington, DC facility. As a result, a total of $1.507 million is needed for this category.

Printing and Reproduction
This category includes estimates for costs associated with the Quarterly Report at approximately $190,000. SIGIR currently produces 4 quarterly reports annually. This includes 1,200 copies of each report which are distributed to key stakeholders in the executive and legislative branches.

Administrative/Operational Support
Due to the temporary nature of SIGIR's mandate and the need to be responsive to requirements set by Congress, SIGIR adopted a "joint-force" strategy to leverage the responsiveness and technical capabilities of private sector contractors. SIGIR continually reevaluates contractual service requirements in an effort to keep these costs at a minimum. As a result, SIGIR has recently transferred many functions from contractors to government employees. However, SIGIR currently engages the private sector to provide reduced organizational support in two main areas: administrative support services and operational (professional/technical) support in its mission areas. SIGIR requires a total of $500,000 for administrative support and $2.745 million for operational support services in FY 2011.

Other Services
SIGIR requires a total of $248,000 for costs associated with this category which includes training required to maintain auditor, investigator, engineering and other professional certifications; a subsidized fitness program; vehicle lease costs; and miscellaneous costs associated with recruiting efforts, as well as subscriptions. Included in this estimate is $88,000 for SIGIR's FY 2011 Council of Inspectors General for Integrity and Efficiency (CIGIE) assessment.

Supplies
This category includes estimates for supplies and shipping costs budgeted for both Iraq- and US-based requirements. This category is estimated at $61,000.

Funds by Program Activity
($ in thousands)

Activities	FY 2009 Actual	FY 2010 Enacted	FY 2011 Request	Increase / Decrease
Administration and Staff Activities	**16,088**	**14,098**	**15,916**	**1,818**
Inspections, Audits, Investigations	**44,597**	**39,272**	**44,118**	**4,846**
Policy Formulation	**2,736**	**2,630**	**2,706**	**76**
SIGAR Activities	**12,201**	**23,000**	**35,287**	**12,287**
SIGIR Activities	**43,500**	**23,000**	**22,125**	**(875)**
ARRA - American Recovery and Reinvestment Act of 2009	**2,000**	**0**	**0**	**0**
Total	**121,122**	**102,000**	**120,152**	**18,152**

FY 2009 SIGIR funds include $7 million that was forward funded for FY 2010. SIGIR's drawdown is more accurately reflected as authorized funding levels of $36.5 million in FY 2009, $30 million in FY 2010, and $22 million in FY 2011.

OFFICE OF INSPECTOR GENERAL

Funds by Object Class

($ in thousands)

	FY 2009 Actual	FY 2010 Enacted	FY 2011 Request	Increase / Decrease
1100 Personnel Compensation	74,183	56,066	76,755	20,689
1200 Personnel Benefits	14,781	15,272	15,633	361
2100 Travel & Trans of Persons	9,289	8,441	9,739	1,298
2300 Rents, Comm & Utilities	3,855	3,889	3,262	(627)
2400 Printing & Reproduction	1,339	954	1,182	228
2500 Other Services	15,660	14,664	11,849	(2,815)
2600 Supplies and Materials	1,245	1,595	994	(601)
3100 Personal Property	770	1,019	738	(281)
4100 Grants, Subsidies & Contrb	0	100	0	(100)
Total	121,122	102,000	120,152	18,152

In response to the Inspector General Reform Act of 2008 (P.L. 110-409), Sec. 6, the following data is provided:

Inspector General Act Reporting

($ in thousands)

Appropriations	FY 2011 IG Request to Agency	FY 2011 President's Request	FY 2011 CIGIE Contribution*within President's Request	FY 2011 Training Funds within President's Request
OIG	76,200	62,740	200	250
SIGAR	35,266	35,287	106	378
SIGIR	22,100	22,125	88	89
Total	133,566	120,152	394	717

*CIGIE Contribution – IG contribution to the Council of the Inspectors General on Integrity and Efficiency

This page intentionally left blank.

EDUCATIONAL AND CULTURAL EXCHANGE PROGRAMS

Proposed Appropriation Language

EDUCATIONAL AND CULTURAL EXCHANGE PROGRAMS

For expenses of educational and cultural exchange programs, as authorized, **[**$635,000,000**]***$633,200,000*, to remain available until expended: *Provided*, That not to exceed $5,000,000, to remain available until expended, may be credited to this appropriation from fees or other payments received from or in connection with English teaching, educational advising and counseling programs, and exchange visitor programs as authorized. *(Department of State, Foreign Operations, and Related Programs Appropriations Act, 2010.*

EDUCATIONAL AND CULTURAL EXCHANGE PROGRAMS

Resource Summary

($ in thousands)

Appropriations	FY 2009 Actual	FY 2010 Enacted	FY 2011 Request	Increase / Decrease
Positions	381	410	419	9
Funds	538,000	635,000	633,200	(1,800)

Program Description

Global exchanges--with their immediacy, enduring impact, reach and appeal that extends from grass-roots to state houses--are the essence of smart power. They are American values in action. In FY 2011, the Bureau of Educational and Cultural Affairs (ECA) will bring the strengths and benefits of exchanges to bear on key foreign policy challenges facing the United States. ECA will concentrate resources in ways that support the goals of the President's June 4 speech in Cairo and on high priority countries, such as Afghanistan, Pakistan, Iraq, and Indonesia.

ECA will continue to focus on global education, women, youth, underserved audiences and the formation of critical global communities. Secondary school and higher education exchanges will bring talented young people to the United States and increase the number of Americans studying abroad. ECA will link individuals and organizations around the world to address such common challenges as climate change and food security. There will be tailored programs for women and girls, who are represented in and contribute to all ECA programs. Young people, with a particular attention to those from underserved sectors of society, will remain a key audience.

High-demand programs that enhance English language skills will be expanded. Broader audiences will be reached through ECA's culture and sports programs, two areas that are especially attractive to young people and unhindered by linguistic barriers. The effectiveness of ECA programs is well documented—a decade of performance measurement confirms the power of exchanges to open minds and bring new thinking into societies.

Academic Programs
Academic Programs broaden cooperation through academic study and professional activities. These programs include the Fulbright Scholarship Program; the Hubert H. Humphrey Fellowships for mid-career professionals from developing nations; and the Benjamin Gilman program for American undergraduates with financial need to study abroad. Other Academic Programs support English language teaching and English Access Microscholarships for underserved populations, educational advising, and U.S. studies programs.

Professional and Cultural Exchanges
Professional exchanges increase understanding of U.S. foreign policy goals and allow Americans to broaden their participation in global issues. The International Visitor Leadership Program (IVLP) provides opportunities for foreign opinion makers to meet and confer with their American counterparts and gain firsthand knowledge about the U.S. society, culture and politics. Citizen Exchanges unite an extensive network of organizations and experts in professional, youth, cultural, and sports programs. Cultural programs are particularly effective in engaging non-traditional audiences, and youth and sports programs open young minds to American perspectives and develop a sense of citizen responsibility.

EDUCATIONAL AND CULTURAL EXCHANGE PROGRAMS

Program and Performance
The Office of Policy and Evaluation monitors and evaluates the impact of Bureau programs, earning OMB's highest rating for effectiveness. The Office of Alumni Affairs maintains productive engagement with ECA's nearly 1,000,000 alumni worldwide.

Exchanges Support
Exchanges Support includes funding for employee compensation and benefits for domestic staff and Regional English Language Officers (RELOs) abroad, as well as program direction and administration. It also includes the costs related to implementing U.S. Government exchanges coordination and the Convention on Cultural Property Implementation Act. The U.S. Government Exchanges Coordination – The Interagency Working Group on U.S. Government-Sponsored International Exchanges and Training (IAWG)--works to improve the coordination, efficiency, and effectiveness of the 15 federal departments and nearly 50 independent U.S. Government agencies that sponsor international exchanges and training. IAWG staff serves as an information clearinghouse, conducting research, data collection, analysis and reporting on international exchanges and training government-wide, and works to improve their coordination.

Performance

Bureau of Educational and Cultural Affairs (ECA) programs annually involve more than 40,000 U.S. and foreign exchange participants in over 180 countries. This measure was selected to underscore the importance of long-term engagement with these key individuals. A smart power approach dictates that ECA support the efforts of its nearly one million exchange alumni to apply in their home countries and communities the learning and skills they acquired during their programs. This provides substantial return on investment and sustains a dialogue with individuals around the world who have first-hand knowledge of the United States.

STRATEGIC GOAL: PROMOTING INTERNATIONAL UNDERSTANDING						
Strategic Priority	Nurture Common Interests and Values					
Bureau Goal	Expanding global networks through alumni outreach					
Indicator	The number of ECA alumni who are registered members of the Alumni Affairs web community.					
FY 2006 Result	FY 2007 Result	FY 2008 Result	FY 2009 Result	FY 2009 Target	FY 2010 Target	FY 2011 Target
25,329	29,448 [Baseline]	35,113 ▲ Above Target	51,376 ▲ Above Target	38,624	54,000	58,000
Reason for Exceeding Target	ECA launched an initiative to establish full-time alumni coordinators in Washington and at selected field posts, enhanced efforts to establish alumni associations, integrated web community membership into Bureau orientations, and added additional capabilities to the website. These comprehensive steps led to a larger than anticipated increase in membership.					
Impact	Alumni maintain their relationships with the United States while continuing to expand their understanding of the United States and building on their exchange experience. The numbers also indicate the multiplier effect of having increasing numbers of alumni around the world who understand U.S. values and transmit this knowledge to their families, colleagues and communities.					
Methodology	The Alumni Affairs Office maintains a list of alumni who register as members of the Alumni Affairs web site.					

Data Source and Quality	ECA's Alumni Affairs Office manages a website to promote alumni engagement. The Data Quality Assessment revealed no significant data limitations. Website operations are continually monitored by the staff of the Alumni Affairs Office.

Educational and cultural programs lead directly to greater knowledge and understanding of the United States and the American people. Greater understanding helps build a foundation of trust upon which policy makers can then establish bilateral and multilateral agreements. ECA outreach to official figures of influence as well as expanded exchanges with youth, non-elites, religious and ethnic minorities and women, results in more accurate and informed perceptions of the United States. This measure demonstrates ECA advancement of its mission to increase mutual understanding and develop friendly and peaceful relations.

STRATEGIC GOAL: PROMOTING INTERNATIONAL UNDERSTANDING						
Strategic Priority	Nurture Common Interests and Values					
Bureau Goal	Strengthen the international relations of the United States by increasing mutual understanding					
Indicator	Percentage of participants who increased or changed their understanding of the United States immediately following their program.					
FY 2006 Result	FY 2007 Result	FY 2008 Result	FY 2009 Result	FY 2009 Target	FY 2010 Target	FY 2011 Target
92 percent	93 percent [Baseline]	95 percent ▲ Above Target	93 percent ◄► On Target	93 percent	93 percent	93 percent
Impact	As a result of participating in ECA's programs, men and women from around the world (established and emerging leaders, professionals in many disciplines, scholars, students, individuals from underserved communities) have an increased and more sophisticated understanding of American society, values and institutions. This strengthens relationships between strategic communities.					
Methodology	ECA program participants complete pre-, post- and follow-up surveys that collect data on standardized indicators across ECA programs. All performance measurement surveys are designed by performance measurement specialists.					
Data Source and Quality	ECA performance measurement indicator data captured through pre-, post- and follow-up surveys are collected through ECA's specialized online performance measurement system. The Data Quality Assessment revealed no significant limitations.					

Justification of Request

The FY 2011 request is $633.2 million. Within this funding level, resources support ongoing initiatives and will strengthen America's global engagement through programs of proven value and create new opportunities to engage, educate, and empower foreign and American participants. The FY 2011 budget includes $29.3 million in redirected resources to support $8.8 million in current services costs and $20.5 million programmatic initiatives.

The FY 2011 current services request covers $8.823 million for domestic and overseas inflation and other built-in costs. ECA programs will absorb $6.6 million to support a number of mandatory cost increases that must be addressed to maintain program operations. The request also includes $2.2 million for the annualization of the FY 2010 COLA and the anticipated FY 2011 pay raise.

EDUCATIONAL AND CULTURAL EXCHANGE PROGRAMS

English Language Programs: $3,539,000
The growing global demand for English language skills is a positive development that the United States must rise to meet. English language programs reach disadvantaged high school students, train teachers, and provide expert advice and support for host government English programs. The requested increase of $3,539,000 supports providing 2,100 new English Access Microscholarships to talented, economically disadvantaged high schools students; producing Access English language learning/teaching series & materials; expanding the English Language Fellows and Specialists programs in support of the English Access Microscholarship Program; expanding the E-Teacher Scholarship Program; and supporting two new overseas Regional English Language Officers.

President's Global Engagement Initiative: $7,519,000
To advance opportunity, prosperity, and security in Muslim-majority countries and Muslim communities worldwide, ECA will redirect resources within its base to support educational and professional exchanges with the goal of improving mutual understanding and promoting a recognition of common secular interests.

Pakistan: Strategic Engagement: $8,000,000
This request would fund the extension and expansion of public diplomacy programs in Pakistan that were originally funded in FY 2009 from the FY 2009 Supplemental Appropriations Act (P.L. 111-32). This program will advance U.S. foreign policy goals and further U.S. national security interests by expanding and strengthening engagement, communication, exchanges and mutual understanding with the people of Pakistan. The long-term goals of this program is to build confidence in the capabilities of the Pakistan government to serve its people; improve and expand the professionalism of Pakistani media; and strengthen the U.S. relationship with Pakistani people at all levels of society. ECA will achieve this through support for English language programs, teacher exchanges, short-term undergraduate exchanges, and the exchange of Fulbright students and scholars. ECA will also improve and expand the professionalism of Pakistani media and education sector; and strengthen the U.S. relationship with Pakistani people at all levels of society including improving the Pakistani education system through teacher and internet training.

Exchanges Support: $1,400,000
In addition, $1.4 million will support the growth in the number of permanent staff dedicated to exchange programs to keep pace with the historical growth in resources and complexity. These functions are necessary to maintain continued effectiveness. The staff increases are as follows:

Regional English Language Officers – 2 positions
The Department is requesting the addition of two Regional English Language Officers abroad to carry out English language programs in critical countries and regions. Funding will cover employee compensation and benefits and administrative costs.

Program Staff – 7 positions
The Department is requesting the addition of seven permanent Civil Service staff to support its growing workloads tied to expansion in the exchange program as well as the Department's multilateral treaty obligations and binding bilateral agreement obligations for protecting the cultural property of other treaty adherents. This will strengthen Department management of the expanding geographic and Muslim engagement initiatives. Funding will cover employee compensation and benefits and administrative costs.

EDUCATIONAL AND CULTURAL EXCHANGE PROGRAMS

Funds by Program Activity

($ in thousands)

Activities	FY 2009 Actual	FY 2010 Enacted	FY 2011 Request	Increase / Decrease
Academic Programs	**311,727**	**358,627**	**355,548**	**(3,079)**
Fulbright Program	234,864	253,826	252,704	(1,122)
Students, Scholars, Teachers, Humphrey, Undergraduates	234,864	253,826	252,704	(1,122)
Global Academic Exchanges	38,293	59,471	62,844	3,373
Educational Advising and Student Services	12,043	12,908	12,742	(166)
English Language Programs	26,250	46,563	50,102	3,539
Special Academic Exchanges	38,570	45,330	40,000	(5,330)
Regional Graduate Fellowships	22,020	22,660	22,660	0
American Overseas Research Centers	4,000	5,000	4,000	(1,000)
South Pacific Exchanges	500	500	500	0
Timor Leste Exchanges	500	500	500	0
Mobility (Disability) Exchange Clearinghouse	500	500	500	0
Benjamin A. Gilman International Scholarship Program	7,200	10,420	10,090	(330)
George Mitchell Fellowship Program	500	500	500	0
University of Miami Hemispheric Program	500	500	500	0
Tibet Fund	750	750	750	0
One-Time Special Grant Competition	2,100	4,000	0	(4,000)
Professional and Cultural Exchanges	**168,251**	**209,618**	**207,306**	**(2,312)**
International Visitor Leadership Program	79,211	95,025	95,869	844
International Visitor Leadership Program	79,211	95,025	95,869	844
Citizen Exchange Program	77,377	102,000	102,844	844
Professional/Cultural/Youth	77,377	102,000	102,844	844
Special Professional and Cultural Exchanges	11,663	12,593	8,593	(4,000)
One-Time Special Grant Competition	3,900	4,000	0	(4,000)
Congress-Bundestag Youth Exchange Program	3,230	4,000	4,000	0
Mike Mansfield Fellowship Program	1,862	1,902	1,902	0
Institute for Representative Government	496	496	496	0
Irish Institute	1,000	1,020	1,020	0
Youth Science Leadership Institute of the Americas	150	150	150	0
Ngwang Choephel Fellows (Tibet)	650	650	650	0
Pakistan Literacy Training	375	375	375	0
Program and Performance	**3,145**	**6,174**	**6,174**	**0**
Evaluation	1,895	1,939	1,939	0
Alumni	1,250	4,135	4,135	0
Social Networking	0	100	100	0
Exchanges Support	**54,877**	**60,581**	**64,172**	**3,591**
Total	**538,000**	**635,000**	**633,200**	**(1,800)**

Funds by Object Class

($ in thousands)

	FY 2009 Actual	FY 2010 Enacted	FY 2011 Request	Increase / Decrease
1100 Personnel Compensation	34,708	38,043	40,298	2,255
1200 Personnel Benefits	9,062	10,034	10,811	777
2100 Travel & Trans of Persons	1,825	2,023	2,102	79
2200 Transportation of Things	340	354	354	0
2300 Rents, Comm & Utilities	1,007	1,025	1,025	0
2400 Printing & Reproduction	699	702	702	0
2500 Other Services	20,824	21,255	21,225	(30)
2600 Supplies and Materials	506	510	510	0
3100 Personal Property	45	54	54	0
4100 Grants, Subsidies & Contrb	468,984	561,000	556,119	(4,881)
Total	**538,000**	**635,000**	**633,200**	**(1,800)**

REPRESENTATION ALLOWANCES

Proposed Appropriation Language

REPRESENTATION ALLOWANCES

For representation allowances as authorized, $8,175,000. *(Department of State, Foreign Operations, and Related Programs Appropriations Act, 2010.)*

REPRESENTATION ALLOWANCES

Resource Summary

($ in thousands)

Appropriations	FY 2009 Actual	FY 2010 Enacted	FY 2011 Request	Increase / Decrease
Funds	8,175	8,175	8,175	0

Program Description

Pursuant to Section 905 of the Foreign Service Act of 1980, as amended, Representation Allowances permit Ambassadors, Principal Officers at constituent posts, and other Foreign Service Officers with vital contacts in the host country, to obtain partial reimbursement of costs incurred for official representation overseas. These official contacts help establish and maintain close personal ties with local government officials and influential private citizens who have expertise in the fields of politics, economics, business, journalism, labor, and science. Representational functions are vehicles to convey U.S. foreign policy goals and objectives and to gather information central to the formulation of U.S. bilateral and multilateral policies.

Representation is vital to the Department's foreign policy objectives of advancing its economic interests, and maintaining national security interests. In addition to the normal bilateral events, the Department concentrates on representational activities that support U.S. positions on trade issues associated with the European Union (EU), Association of Southeast Asian Nations (ASEAN), Asia-Pacific Economic Cooperation (APEC), Central American Free Trade Agreement (CAFTA), Free Trade of the Americas (FTAA), African Growth and Opportunity Acts (AGOA) and the North American Free Trade Agreement (NAFTA).

The central feature of representational activities continues to be the promotion of American interests through the establishment and maintenance of solid working relationships with, and the gathering of information from, foreign officials and representatives. Funding is also used to promote economic activities through strengthening relationships among individuals (e.g., business and labor leaders) who perform duties such as trade promotion; protection of American business interests; economic, commercial, and labor reporting; and negotiations. Representation funding is also required for adherence to certain protocols or traditions that must be observed, such as the installation or inauguration of national leaders, recognition of deaths or marriages of prominent citizens, and presentation of credentials to heads of state.

Justification of Request

The FY 2011 request of $8.2 million is the same level enacted for FY 2010. Funds requested for FY 2011 will continue support of U.S. national interests, economic activities, and other diplomatic functions at the more than 260 embassies, missions, and consulates worldwide. With the requested amount, the Department will stage appropriate representational events and apply this vital diplomatic tool to enhance the effectiveness of U.S. national and foreign policy interests.

For example, missions in nations with Muslim populations often strengthen communication with the Muslim community through the hosting of annual Iftar dinners, to break the fast during the Islamic holy month of Ramadan. By hosting these Iftar dinners, Ambassadors and other mission officials are able to demonstrate tangible evidence of U.S. openness toward the Islamic faith and religious freedoms supported by the people of the United States. Many posts have reported that the events have

given the mission excellent access to the Muslim community and efforts in this respect have repeatedly resulted in very positive press.

Worldwide, missions also traditionally host Election Day/Night events to explain the U.S. election process and provide real-time election results to local news media and interested host-government officials and populations. These events foster discussions of political and social issues which provide a platform for advancing U.S. foreign policy.

Use of representation funds also facilitates less formal meetings and events that often serve to bring together diverse ethnic and religious groups and promote key U.S. pro-democracy objectives. Representation events can help foster relationships to promote U.S. interests, and can also be used to even more directly advance U.S. foreign policy.

Funds by Program Activity

($ in thousands)

	FY 2009 Actual	FY 2010 Enacted	FY 2011 Request	Increase / Decrease
Commemorative and Ceremonial Requirements	280	245	245	0
Promotion of Economic Activities	610	572	572	0
Promotion of U.S. Citizens' Interests	212	245	245	0
Promotion of U.S. National Interests	5,215	5,152	5,152	0
Public Diplomacy	1,858	1,961	1,961	0
Total	**8,175**	**8,175**	**8,175**	**0**

Public Diplomacy

($ in thousands)

	Positions American	FSN	Total Funds	Increase/ Decrease
FY 2011 Request	0	0	1,961	0

Activities under Public Diplomacy aim to garner understanding and support for U.S. policies and values through interactions with influential individuals and organizations. Functions that include the local media, key political elites, academics, and members of non-governmental organizations are designed to assess the overseas public affairs climate and convey and reinforce acceptance of U.S. policies and values. These activities promote peaceful relations between the U.S. and other countries by fostering mutual understanding through academic, professional, and cultural activities.

Promotion of U.S. National Interests

($ in thousands)

	Positions American	FSN	Total Funds	Increase/ Decrease
FY 2011 Request	0	0	5,152	0

Strengthening contacts with foreign officials, prominent citizens, and long-term residents who are knowledgeable in various fields enables Foreign Service officers to promote U.S. national interests

more effectively. The majority of official representational expenditures are for receptions, small working luncheons, and informal dinners that help to establish and maintain personal relationships, and to reciprocate courtesies previously extended. These relationships permit officers to gather information used to report trends, policies and opinions abroad, to conduct negotiations, and to present or further the acceptance of American policies or viewpoints.

Promotion of U.S. Citizens' Interests

($ in thousands)

	Positions		Total Funds	Increase/ Decrease
	American	FSN		
FY 2011 Request	0	0	245	0

Establishing relationships with foreign officials in the country of their assignment allows Foreign Service officers to serve citizens' interests more responsively. Knowing the right people on an immediate basis can help them extend visa and immigration assistance, provide police and prison liaison, solve citizenship and related problems, arrange transportation of effects in the case of death, and arrange transportation and subsistence for destitute Americans overseas. Personal relationships are also important in developing and testing emergency plans, as well as dealing with the actual event of a natural disaster or act of terrorism.

Promotion of Economic Activities

($ in thousands)

	Positions		Total Funds	Increase/ Decrease
	American	FSN		
FY 2011 Request	0	0	572	0

Foreign Service officers meet with foreign and American officials, business representatives, labor leaders, academics, and other individuals involved in production and trade investment in the country or district of their assignment. These contacts help them to perform duties of an economic nature (such as trade promotion, protection of American business interests, and economic, commercial and labor reporting) and conduct negotiations related to these activities.

Commemorative and Ceremonial Requirements

($ in thousands)

	Positions		Total Funds	Increase/ Decrease
	American	FSN		
FY 2011 Request	0	0	245	0

Ambassadors, Charges d'Affaires, and their representatives are frequently called upon to participate in ceremonial or commemorative occasions such as national days, installations or inaugurations of national leaders, deaths or marriages of prominent citizens, and presentation of credentials to heads of state. On these occasions certain protocols or traditions (such as the presentation of a wreath, flowers, or other articles) must be observed. Foreign Service officers overseas are also responsible for the presentation of visiting noted personages and personnel of visiting U.S. naval vessels and special U.S. Government aircraft to local leaders.

REPRESENTATION ALLOWANCES

Funds by Object Class

($ in thousands)

	FY 2009 Actual	FY 2010 Enacted	FY 2011 Request	Increase / Decrease
2500 Other Services	8,175	8,175	8,175	0
Total	**8,175**	**8,175**	**8,175**	**0**

PROTECTION OF FOREIGN MISSIONS AND OFFICIALS

Proposed Appropriation Language

PROTECTION OF FOREIGN MISSIONS AND OFFICIALS

For expenses, not otherwise provided, to enable the Secretary of State to provide for extraordinary protective services, as authorized, *$27,200,000*, to remain available until September 30, *2011*. *(Department of State, Foreign Operations, and Related Programs Appropriations Act, 2010.)*

PROTECTION OF FOREIGN MISSIONS AND OFFICIALS

Resource Summary

($ in thousands)

Appropriations	FY 2009 Actual	FY 2010 Enacted	FY 2011 Request	Increase / Decrease
Funds	22,814	28,000	27,200	(800)

Program Description

The Bureau of Diplomatic Security administers the Department's two programs for the extraordinary protection of international organizations, foreign missions and officials, and foreign dignitaries (under certain circumstances) throughout the United States. These programs are the Extraordinary Protection of International Organizations, Foreign Missions, and Officials in New York, and the Extraordinary Protection of International Organizations, Foreign Missions, and Officials Elsewhere in the United States.

These programs fulfill the U.S. Government's obligations under the Vienna Convention and other international treaties to ensure reasonable security for foreign missions and officials in the United States. When the required level of protection exceeds that which local law enforcement authorities can reasonably be expected to provide to foreign missions and officials, international organizations, or certain visiting dignitaries, the Department is authorized to reimburse other federal agencies or state or local authorities for extraordinary protective services provided or to contract with private security firms to provide such services.

Examples of ongoing protective activities funded by these programs include:

- Permanent protection for certain foreign missions, consulates, and chanceries throughout the United States;
- Intermittent protection for certain other consulates in the United States;
- Protection for foreign officials and certain other distinguished foreign visitors during the annual meeting of the United Nations General Assembly; and
- Protection of foreign government officials while visiting metropolitan areas where there are multiple full-time consular or diplomatic missions, when these officials are in the United States to conduct official business with the U.S. Government.

The program for *Extraordinary Protection of International Organizations, Foreign Missions, and Officials in New York* funds the special security requirements of diplomatic delegations and officials within New York City, including those accredited to the United Nations and other international organizations, and visiting foreign dignitaries under certain circumstances.

The program for *Extraordinary Protection of International Organizations, Foreign Missions, and Officials Elsewhere in the United States* funds the special security requirements of diplomatic delegations and officials and visiting foreign dignitaries under certain circumstances throughout the rest of the United States.

The Vienna Convention and other international treaties require that host governments ensure reasonable security for foreign missions and officials. The events of September 11, 2001 dramatically changed the requirements for the protection of foreign missions and related personnel in the United States, especially with respect to additional protection and specialized training and equipment.

PROTECTION OF FOREIGN MISSIONS AND OFFICIALS

Justification of Request

The Departments FY 2011 request is $27.2 million; this funding level is $800,000 below the FY 2010 enacted level.

Extraordinary Protection of International Organizations, Foreign Missions, and Officials in New York

$22.7 million of the FY 2011 request will be used to reimburse the New York Police Department for providing security protection to diplomatic facilities and the United Nations facility. In addition, any amount not used to reimburse NYPD will be applied to the arrears. In FY2011 it is estimated that the NYPD claims will be $29.3 million.

Extraordinary Protection of International Organizations, Foreign Missions, and Officials Elsewhere in the United States

A total of $4.5 million will be used to reimburse local and state police agencies for providing security protection to those visiting foreign officials and their delegations including the Asian Pacific Economic Conference to be held in several cities and the United Nations General Assembly in New York City.

Funds by Program Activity

($ in thousands)

Activities	FY 2009 Actual	FY 2010 Enacted	FY 2011 Request	Increase / Decrease
Extraordinary Protection of Foreign Missions/Officials New York	**18,314**	**22,700**	**22,700**	**(642)**
Extraordinary Protection of Foreign Missions/Officials Rest of U.S.	**4,500**	**4,658**	**4,500**	**(158)**
Total	**22,814**	**28,000**	**27,200**	**(800)**

Funds by Object Class

($ in thousands)

	FY 2009 Actual	FY 2010 Enacted	FY 2011 Request	Increase / Decrease
2500 Other Services	**22,814**	**28,000**	**27,200**	**(800)**
Total	**22,814**	**28,000**	**27,200**	**(800)**

EMERGENCIES IN THE DIPLOMATIC AND CONSULAR SERVICE

Proposed Appropriation Language

EMERGENCIES IN THE DIPLOMATIC AND CONSULAR SERVICE

(INCLUDING TRANSFER OF FUNDS)

For necessary expenses to enable the Secretary of State to meet unforeseen emergencies arising in the Diplomatic and Consular Service, [$9,000,000] *$11,000,000*, to remain available until expended as authorized, of which not to exceed $1,000,000 may be transferred to, and merged with, funds appropriated by this Act under the heading "Repatriation Loans Program Account", subject to the same terms and conditions. *(Department of State, Foreign Operations and Related Programs Appropriations Act, 2010.)*

EMERGENCIES IN THE DIPLOMATIC AND CONSULAR SERVICE

Resource Summary

($ in thousands)

Appropriations	FY 2009 Actual	FY 2010 Enacted	FY 2011 Request	Increase / Decrease
Funds	29,000	10,000	11,000	1,000

FY 2009 Actual includes $20.0 million in FY 2008 unobligated balances transferred from Diplomatic and Consular Programs as provided by the Department of State, Foreign Operations, and Related Programs Appropriations Act, 2008 (P.L. 110-161).

Program Description

As authorized by Section 4 of the State Department Basic Authorities Act of 1956, as amended (22 U.S.C. 2671), the Emergencies in the Diplomatic and Consular Service (EDCS) appropriation is used to meet unforeseen emergency requirements in the conduct of foreign affairs, including evacuations of personnel and their families overseas, and, in certain circumstances, private U.S. citizens and third country nationals; travel and representational expenses; urgent medical and travel expenses related to natural disasters or terrorist incidents; passport and visa fraud investigations; travel of Presidential delegations; and other authorized activities that further the realization of foreign policy objectives. The EDCS appropriation also is used for the payment of rewards for information related to international terrorism, narcotics related activities, and war crimes tribunals for the former Yugoslavia, Bosnia, Croatia, Rwanda and Sierra Leone as authorized by Section 36 of the State Department Basic Authorities Act of 1956 (22 U.S.C 2708) as amended, and by Section 102 of Public Law 105-323, as amended by Public Law 106-277. Funds appropriated for these purposes are authorized to remain available until expended. The $11 million request will provide $10.5 million for unforeseen emergencies and $500,000 for rewards.

The earthquake in Haiti, the evacuation of Lebanon, the tsunami in Southeast Asia, the war in Iraq, the events of September 11, 2001, the outbreaks of pandemic influenza (SARS, Avian and H1N1 flu), and the bombings of the U.S. Embassies in Nairobi, Kenya and Dar es Salaam, Tanzania and the U.S. Missions in Riyadh, Saudi Arabia and Islamabad, Pakistan underscore the continuing need for a funding source from which extraordinary expenditures can be made on a timely basis to further and protect United States interests abroad.

The Rewards Program consists of three separate components – Rewards for Justice (RFJ), Narcotics Rewards, and War Crimes Rewards. The program is a valuable asset and has been instrumental in bringing to justice international terrorists, notorious narcotics traffickers, and war criminals sought by the UN International Criminal Tribunals for the Former Yugoslavia and Rwanda.

Justification of Request

Unforeseen Emergencies and Other Activities: $10,500,000

The FY 2011 request of $10.5 million will provide a $1 million increase above the FY 2010 level.

Demands on this account, although unpredictable, are heavily influenced by evacuations that may occur as a result of natural disasters, epidemics, terrorist acts, and civil unrest. Recent demands include the earthquake in Haiti, the large-scale evacuation of Americans from Lebanon, and those related to the

tsunami in Southeast Asia. In FY 2009, evacuations occurred in Antananarivo, Madagascar, and Khartoum, Sudan due to civil unrest. Currently, an evacuation from Conakry, Guinea due to civil unrest has been ongoing since Oct. 1, 2009. The Department is requesting $3 million to support emergency evacuations.

The EDCS appropriation also funds certain activities relating to the conduct of foreign affairs by senior Administration officials. These activities generally take place in connection with the U.S. hosting of U.S. Government-sponsored conferences, such as the UN and OAS General Assembly, the G-20 Summit and U.S.-China Strategic and Economic Dialogue, visits by foreign dignitaries, and official overseas travel by high-level members of the U.S. Government, including Members of Congress and prominent public sector delegates. The Department projects a $1,000,000 increase will be needed to cover representational expenses due to the U.S. hosting of the G-8 Summit and the APEC Ministerial. The account also funds activities related to Smart power and Muslim outreach programs. This request will provide $5.5 million to support these activities.

The EDCS account provides funding in support of confidential investigations conducted to counteract passport and visa fraud. A higher volume of investigations and apprehension of groups or individuals involved in the fraudulent issuance of U.S. passports and visas has resulted in increased funding requirements. Other activities funded from the EDCS account are travel of Presidential delegations, official visits of and official gifts for foreign dignitaries, Presidential, Vice Presidential, and Congressional travel overseas and other highly-sensitive unusual activities such as travel of foreign dissidents, ex gratia payments to foreign nationals, and urgent medical/travel costs in natural disasters or terrorist incidents. This request will provide $2 million to support these activities.

Terrorism, Narcotics, and War Crimes Rewards Program - $500,000

The FY 2011 request of $500,000 is at the same level as FY 2010. The EDCS account funds the payment of rewards for information on international terrorism, narcotics trafficking and war crimes, as well as provides for the expansion of publicity efforts. Currently, there are approximately $690 million in pending reward offers in the Terrorism, Narcotics and War Crimes Rewards programs: $379 million for cases concerning terrorist acts; $206 million for cases concerning narcotics traffickers; and $105 million for cases concerning war crimes. All rewards under the Rewards Program are funded from the EDCS appropriation.

The Terrorism Rewards Program, or Rewards for Justice (RFJ) Program, is a valuable asset in the fight against international terrorism. Currently, there are reward offers for information that prevents, frustrates, or favorably resolves acts of international terrorism against U.S. persons or property worldwide, leads to the arrest or conviction, in any country, of terrorists responsible for such acts, or leads to the location of a key terrorist leader. RFJ works closely with DOD's Military Information Support Teams (MIST) in key frontline countries in the Horn of Africa, South Asia, and Southeast Asia in an effort to resolve acts of international terrorism or prevent terrorist attacks against U.S. persons or property. Key targets of the campaign include al-Qaida senior leadership and members of al-Qaida–associated groups such as the Abu Sayyaf Group. Additionally, advertising campaigns are being conducted in key states, including Afghanistan, Colombia, Comoros Islands/Madagascar, Ethiopia, Greece, Iraq, and the Philippines. RFJ remains a powerful tool in the fight against international terrorism and is determined to bring the terrorists on RFJ's Most Wanted List to justice.

The Narcotics Rewards Program has been successful in helping law enforcement capture some of the world's most notorious narcotics traffickers responsible for bringing hundreds of tons of illicit drugs into the United States each year. Recent successes include the arrests of Haji Bashir Noorzai, an Afghan heroin warlord and Taliban ally; Javier Arellano-Felix, the head of Mexico's largest and most violent

trafficking organization; Eduardo Arellano-Felix; Gustavo Rivera-Martinez; key leaders of the Colombian Norte Valle Cartel and violent narcotics trafficking networks operating in South America. Currently, there are reward offers for major narcotics traffickers including Mexican cartels, Asian Heroin kingpins and top Colombian FARC leaders. The Narcotics Rewards Program relies on support from the EDCS account for advertising in Colombia and Mexico to target major narcotics trafficking organizations that bring hundreds of metric tons of illegal drugs into the U.S. each year.

The War Crimes Rewards Program has been instrumental in bringing to justice some of the most notorious and brutal fugitives sought by the UN International Criminal Tribunals for the Former Yugoslavia (ICTY) and Rwanda (ICTR). Notorious war criminals have been arrested as a direct result of the program. However, key leaders such as Ratko Mladic and Felicien Kabuga still remain at large, and the RFJ program is crucial in the fight to apprehend and prosecute these war criminals. The War Crimes program is launching a multi-media ad campaign in Africa's Great Lakes Region to apprehend the last remaining fugitives before the International Criminal Tribunal for Rwanda closes.

Funds by Program Activity

($ in thousands)

Activities	FY 2009 Actual	FY 2010 Enacted	FY 2011 Request	Increase / Decrease
Emergency Evacuations & Other Activities	**6,000**	**9,500**	**10,500**	**1,000**
International Terrorism, Narcotics & War Crimes Rewards	**23,000**	**500**	**500**	**0**
Total	**29,000**	**10,000**	**11,000**	**1,000**

Funds by Object Class

($ in thousands)

	FY 2009 Actual	FY 2010 Enacted	FY 2011 Request	Increase / Decrease
9100 Unvouchered	**29,000**	**10,000**	**11,000**	**1,000**
Total	**29,000**	**10,000**	**11,000**	**1,000**

This page intentionally left blank.

BUYING POWER MAINTENANCE ACCOUNT

Proposed Appropriation Language

BUYING POWER MAINTENANCE ACCOUNT

To offset adverse fluctuations in foreign currency exchange rates and/or overseas wage and price changes, as authorized by section 24(b) of the State Department Basic Authorities Act of 1956 (22 U.S.C. 2696(b)), **[**$8,500,000**]***$0,000,000*, to remain available until expended. *(Department of State, Foreign Operations, and Related Programs Appropriations Act, 2010.)*

BUYING POWER MAINTENANCE ACCOUNT

Resource Summary

($ in thousands)

Appropriations	FY 2009 Actual	FY 2010 Enacted	FY 2011 Request	Increase / Decrease
Funds	5,000	8,500	0	(8,500)

Program Description

The Buying Power Maintenance Account (BPMA) is authorized under section 24 of the State Department Basic Authorities Act of 1956 (22 U.S.C. 2696). The BPMA is intended to offset adverse fluctuations in foreign currency exchange rates or overseas wage and price changes.

Adverse exchange rate fluctuations erode the Department's buying power overseas, causing potential operating deficits. Funds may be transferred from this account to other accounts under the heading "Administration of Foreign Affairs" to maintain planned levels of activity. Managing factors include the ability to absorb exchange rate losses within the current year financial plan, offsetting gains in other parts of the world, and the balances available versus projections of exchange rate fluctuations in the current and the budget year. Decisions to transfer exchange rate gains from other accounts under the heading "Administration of Foreign Affairs" into the BPMA are made on a similar basis.

Historically, the BPMA was capitalized at a level of over $20 million in the mid-1980s, and balances were depleted in subsequent years due to the decline in the value of the dollar against the currencies of virtually every major industrialized country. From FY 1997 through FY 2002, the Department built the fund back up to $16.7 million through exchange rate gains and the transfer of balances from the former USIA Buying Power Maintenance Account. However, because of significant worldwide losses in the value of the dollar in FY 2003 and FY 2004, the BPMA account was drawn down to zero by the end of FY 2004.

In FY 2008, the Department received authority to transfer $26 million from the D&CP appropriation in the U.S. Troop Readiness, Veterans' Care, Katrina Recovery, and Iraq Accountability Appropriations Act, 2007 (P.L. 110-28) to the BPMA, in accordance with section 1408 of the Supplemental Appropriations Act, 2008 (P.L. 110-252). These funds were transferred in FY 2008 to the Diplomatic &Consular Programs appropriation to offset $37.9 million in cumulative exchange rate losses as of August 2008. In FY 2010, projected exchange rate losses are expected to reach $55 million.

Justification of Request

No funding is requested for the BPMA account, as the Department will use existing BPMA balances and related transfer authority to manage exchange rate fluctuations in FY 2011.

This page intentionally left blank.

REPATRIATION LOANS PROGRAM ACCOUNT

Proposed Appropriation Language

REPATRIATION LOANS PROGRAM ACCOUNT

(INCLUDING TRANSFER OF FUNDS)

For the cost of direct loans, $739,000, as authorized: *Provided*, That such costs, including the cost of modifying such loans, shall be as defined in section 502 of the Congressional Budget Act of 1974.
In addition, for administrative expenses necessary to carry out the direct loan program, $711,000, which may be **[**transferred to, and merged with, funds made available under the heading**]***paid to* "Diplomatic and Consular Programs". *(Department of State, Foreign Operations, and Related Programs Appropriations Act, 2010.)*

REPATRIATION LOANS PROGRAM ACCOUNT

Resource Summary

($ in thousands)

Appropriations	FY 2009 Actual	FY 2010 Enacted	FY 2011 Request	Increase / Decrease
Funds	1,353	1,450	1,450	0

Program Description

As authorized by Section 4 of the State Department Basic Authorities Act, the Department of State's Repatriation Loans program provides emergency loans to assist destitute Americans abroad who have no other source of funds to return to the United States. They include Americans temporarily abroad who are without funds because of unforeseen events such as theft, illness, or accident; individuals suffering from serious physical or mental illness who need to return to the United States for medical care; Americans residing abroad with an alien spouse needing assistance to escape an abusive situation; and Americans caught in a disaster or emergency abroad who need to be removed from harm's way. Approval of a repatriation loan is not based on an applicant's credit worthiness but rather destitution. State Department repatriation loans are provided for temporary subsistence and transportation to a U.S. port of entry.

When U.S. citizens abroad become destitute and are unable to fund their return home, they may enlist the assistance of the U.S. Embassy or Consulate in the country in which they are stranded. Consular officers first attempt to obtain funds for the person in need from family members and/or friends in the United States. If this cannot be done, the post is authorized in certain circumstances to purchase transportation for direct return to the United States and to provide food and lodging for the period prior to the next available flight**,** via U.S. carrier whenever possible. The recipient is required to sign a promissory note for the amount of the loan. The Department of State actively seeks repayment of these loans. To encourage repayment, the recipient's passport is restricted at the time the loan is granted to allow return to the United States only. This restriction remains in effect until the loan is repaid.

The Repatriation Loan Program directly benefits American citizens by providing them with the means to return to the United States if destitute. During FY 2009, 943 repatriation loan cases were processed abroad in the following region: Africa 63 cases; the Americas 436 cases; East Asia/Pacific 149 cases; the Near East and South Central Asia 117 cases; and Europe 178 cases.

Justification of Request

The FY 2011 request will allow the Department of State to subsidize and administer the Repatriation Loans program consistent with the Credit Reform Act of 1990 and at a funding level consistent with historical requirements. This activity is funded as a direct loan program in accordance with the Credit Reform Act. The Department of State receives a limited level of financing for direct loans from the Department of the Treasury in a separate financing account, disburses these funds to U.S. citizens as needed abroad, and repays the Treasury as the repatriation loans are collected from the public.

REPATRIATION LOANS PROGRAM ACCOUNT

Funds by Program Activity

($ in thousands)

Activities	FY 2009 Actual	FY 2010 Enacted	FY 2011 Request	Increase / Decrease
Administration	**675**	**711**	**711**	**0**
Subsidy	**678**	**739**	**739**	**0**
Total	**1,353**	**1,450**	**1,450**	**0**

The FY 2010 subsidy request of $739,000 (58.57 percent) will provide a loan level of $1,261,738. The subsidy appropriation represents the estimated costs to the U.S. Government of loans that are unlikely to be repaid. For FY 2011, the Department is also requesting continuation of authority within the Emergencies in the Diplomatic and Consular Service account (EDCS) to allow the transfer of up to $1 million into this account from EDCS if loan requirements exceed the requested level.

The FY 2011 administration request of $711,000 will provide for operation and management of the loan program consistent with the Credit Reform Act. Contract positions (non Consular Affairs) to administer the loan program are funded with the administration component of the Repatriation Loan Program Subsidy. These positions handle the loans from just after Consular Affairs approval to final payoff. Currently about 90% of the administrative funding is used to support loans from previous fiscal years and 10% for current year loans. Due to changes in accounting systems and practices over the years, the older loans require a great deal of contractor hours in research to correctly account for payoffs and to track defaulted loans. The Department is requesting continuation of authority to transfer the administration portion of this request to the Diplomatic and Consular Programs account. This transfer makes administration of the program more efficient by simplifying financial planning and accounting procedures. In recent years, the Department has made significant improvements in defaulted loan collections with the administration funding it has received, resulting in a 20% decrease in the subsidy costs to the U.S. Government.

Funds by Object Class

($ in thousands)

	FY 2009 Actual	FY 2010 Enacted	FY 2011 Request	Increase / Decrease
2500 Other Services	**675**	**711**	**711**	**0**
3300 Investments and Loans	**678**	**739**	**739**	**0**
Total	**1,353**	**1,450**	**1,450**	**0**

PAYMENT TO THE AMERICAN INSTITUTE IN TAIWAN

Proposed Appropriation Language

PAYMENT TO THE AMERICAN INSTITUTE IN TAIWAN

For necessary expenses to carry out the Taiwan Relations Act (Public Law 96–8), **[**$21,174,000**]** *$21,420,000. (Department of State, Foreign Operations, and Related Programs Appropriations Act, 2010.)*

PAYMENT TO THE AMERICAN INSTITUTE IN TAIWAN

Resource Summary

($ in thousands)

Appropriations	FY 2009 Actual	FY 2010 Enacted	FY 2011 Request	Increase / Decrease
Funds	16,840	21,174	21,420	246

Program Description

To support U.S. interests in Taiwan, the American Institute in Taiwan (AIT) serves as the advocate to Taiwan authorities for U.S. political and security interests and analyzes and reports on political and economic events critical to U.S. interests. AIT advances U.S. commercial and agricultural interests in Taiwan, including the promotion of U.S. exports. AIT provides the full range of consular services, including both immigrant and non-immigrant visas as well as American citizen services, and supports border protection and anti-terrorism efforts. AIT participates in cultural, scientific, and information exchange programs, and facilitates U.S. arms sales to Taiwan. In addition, AIT negotiates agreements on behalf of the U.S. with its Taiwan counterpart, the Taipei Economic and Cultural Representative Office (TECRO) in Taiwan and in the U.S.

AIT's Washington headquarters carries out executive functions and acts as the liaison between various U.S. Government agencies and TECRO. In particular, the Washington office provides executive and administrative direction for AIT, financial oversight and contract administration of all agency agreements, and coordination of negotiations and agreements. In accordance with the AIT-TECRO Agreement on Privileges and Immunities, the Washington office also issues identity and tax exemption cards to TECRO employees and their dependents, and serves as the liaison between TECRO, the Department of State, the Department of Homeland Security regarding visas and adjustments of status.

Support for AIT operations comes from three funding sources: this Department of State appropriation; reimbursements by U.S. Government agencies such as the Departments of Commerce, Agriculture, Defense, Energy and Homeland security for specific staff positions on an actual cost-reimbursable basis; and visa processing fees (charged by AIT under Department of State authority). These sources amount to approximately $21.9 million in reimbursements from other agency contracts and compensation associated with supporting the Foreign Service Institute's Chinese Language School, as well as approximately $19.2 million in visa processing fees.

Before FY 2009 visa processing fees were sufficient to fund consular service upgrades as well as to incrementally fund a capital projects account. Visa processing fees have also covered shortfalls in the appropriation and exchange rate losses. However, visa processing receipts dropped 28% in 2009 at the same time that State, Commerce and Agriculture Foreign Service salaries increased by more than 7%. This trend in visa processing fee collections continues in 2010 and is anticipated to continue in the future. Of the estimated $19.2 million in visa processing fees, approximately $15.884 million will be needed to cover direct and indirect operating expenses in addition to the appropriation provided. The remaining funds will be set aside for consular upgrades and will also be used to cover any further increases in Foreign Service salaries and adverse exchange rate changes. The remainder, will be added to capital projects.

PAYMENT TO THE AMERICAN INSTITUTE IN TAIWAN

Justification of Request

The Department's FY 2011 request of $21.4 million includes increases to maintain current services and support several key initiatives. The requested increase of $246,000 for statutory pay raises, domestic and overseas inflation, and increased facility costs maintains the FY 2010 level of activity.

Funds by Program Activity
($ in thousands)

Activities	FY 2009 Actual	FY 2010 Enacted	FY 2011 Request	Increase / Decrease
Agriculture Services	**461**	**635**	**635**	**0**
Commercial Services	**1,227**	**1,483**	**1,599**	**116**
Consular Services	**3,679**	**4,659**	**4,695**	**36**
Economic Services	**1,465**	**1,906**	**1,906**	**0**
Other Services	**6,906**	**8,793**	**8,897**	**104**
Public Affairs Services	**1,388**	**1,983**	**1,927**	**(56)**
Washington Headquarters	**1,714**	**1,715**	**1,761**	**46**
Total	**16,840**	**21,174**	**21,420**	**246**

Funds by Object Class
($ in thousands)

	FY 2009 Actual	FY 2010 Enacted	FY 2011 Request	Increase / Decrease
1100 Personnel Compensation	**14,023**	**17,575**	**17,821**	**246**
1200 Personnel Benefits	**2,497**	**3,176**	**3,176**	**0**
2500 Other Services	**320**	**423**	**423**	**0**
Total	**16,840**	**21,174**	**21,420**	**246**

FOREIGN SERVICE RETIREMENT AND DISABILITY FUND

Proposed Appropriation Language

PAYMENT TO THE FOREIGN SERVICE RETIREMENT AND DISABILITY FUND

For payment to the Foreign Service Retirement and Disability Fund, as authorized by law, [$157,100,000] *$158,900,000. (Department of State, Foreign Operations and Related Programs Appropriations Act, 2009.)*

FOREIGN SERVICE RETIREMENT AND DISABILITY FUND

Resource Summary

($ in thousands)

Appropriations	FY 2009 Actual	FY 2010 Enacted	FY 2011 Request	Increase / Decrease
Funds	157,100	158,900	158,900	0

FY 2009 Actual, FY 2010 Enacted, and FY 2011 Request include mandatory funding for both the Department of State and the United States Agency for International Development.

Program Description

This appropriation provides mandatory funding to the Foreign Service Retirement and Disability Fund (FSRDF), which provides financing in 30 annual installments for any unfunded liability created by new or liberalized benefits, new groups of beneficiaries, and salary increases. This appropriation is one of several sources of income to the FSRDF. Funding is maintained through contributions by employees; agency contributions; special government contributions, including this program; interest on investments; and voluntary contributions. This request includes the State Department's and the United States Agency for International Development's (USAID) portions of these Foreign Service costs.

This separate payment by the State Department into the FSRDF is provided for by Section 821 of the Foreign Service Act of 1980, as amended, which authorizes appropriations to the Fund, to be paid in thirty annual installments, to finance the unfunded liability created by new or liberalized benefits, new groups of beneficiaries, or increased salaries on which benefits are computed. In addition, Section 822 of the Act authorizes financing of the balance of the normal cost for each fiscal year of an amount equal to the balance of annual costs to the Fund in excess of current employee and employer contributions. As a mandatory program, these resources are not included in the total DOS summary of funds.

Justification of Request

The request funds continuing installments of unfunded liabilities created by federal salary increases, the extension of benefits to new groups of employees, by new or liberalized benefits paid from the Fund, and for normal costs not met by employee and employer contributions. The amount of the appropriation is the result of the annual evaluation of the Fund balance based on current statistical data, including Federal pay raise information.

The FSRDF includes the operations of two separate retirement systems - the Foreign Service Retirement and Disability System (FSRDS) and the Foreign Service Pension System (FSPS). The FSRDF was established to provide pensions to all eligible retired and disabled members of the Foreign Service who are enrolled in either of the two systems, and certain eligible former spouses and survivors. The purpose of this appropriation is to maintain the required funding level of the FSRDF. This appropriation is the complementary funding required, in addition to the other sources of funding previously mentioned.

FOREIGN SERVICE RETIREMENT AND DISABILITY FUND

Funds by Object Class

($ in thousands)

	FY 2009 Actual	FY 2010 Enacted	FY 2011 Request	Increase / Decrease
9100 Unvouchered	**157,100**	**158,900**	**158,900**	**0**
Total	**157,100**	**158,900**	**158,900**	**0**

INTERNATIONAL ORGANIZATIONS

INTERNATIONAL ORGANIZATIONS

Resource Summary

($ in thousands)

	FY 2009 Actual	FY 2010 Enacted	FY 2011 Request	Increase / Decrease
Contributions to International Organizations	**1,604,400**	**1,682,500**	**1,595,430**	**(87,070)**
Contributions for International Peacekeeping Activities	**2,388,500**	**2,125,000**	**2,182,300**	**57,300**

FY 2009 Actual includes $75.0 million in bridge funding provided by the Supplemental Appropriations Act, 2008 (P.L. 110-252).

FY 2009 Actual includes $150.5 million in bridge funding provided by the Supplemental Appropriations Act, 2008 (P.L. 110-252) and $721.0 million provided by the Supplemental Appropriations Act, 2009 (P.L. 111-32).

CONTRIBUTIONS TO INTERNATIONAL ORGANIZATIONS

Proposed Appropriation Language

CONTRIBUTIONS TO INTERNATIONAL ORGANIZATIONS

For necessary expenses, not otherwise provided for, to meet annual obligations of membership in international multilateral organizations, pursuant to treaties ratified pursuant to the advice and consent of the Senate, conventions or specific Acts of Congress, **[**$1,682,500,000**]***$1,595,430,000 of which $20,453,000 shall remain available until September 30, 2015*: *Provided*, **[**That the Secretary of State shall, at the time of the submission of the President's budget to Congress under section 1105(a) of title 31, United States Code, transmit to the Committees on Appropriations the most recent biennial budget prepared by the United Nations for the operations of the United Nations: *Provided further*, That the Secretary of State shall notify the Committees on Appropriations at least 15 days in advance (or in an emergency, as far in advance as is practicable) of any United Nations action to increase funding for any United Nations program without identifying an offsetting decrease elsewhere in the United Nations budget: *Provided further*,**]** That any payment of arrearages under this heading shall be directed toward activities that are mutually agreed upon by the United States and the respective international organization: *Provided further*, That none of the funds appropriated under this heading shall be available for a United States contribution to an international organization for the United States share of interest costs made known to the United States Government by such organization for loans incurred on or after October 1, 1984, through external borrowings *(Department of State, Foreign Operations, and Related Programs Appropriations Act, 2010)*.

CONTRIBUTIONS TO INTERNATIONAL ORGANIZATIONS

Resource Summary

($ in thousands)

Appropriations	FY 2009 Actual	FY 2010 Enacted	FY 2011 Request	Increase / Decrease
Funds	1,604,400	1,682,500	1,595,430	(87,070)

FY 2009 Actual includes $75.0 million in bridge funding provided by the Supplemental Appropriations Act, 2008 (P.L. 110-252).

Program Description

Funding for the Contributions to International Organizations (CIO) account enables the United States (U.S.) to participate in nearly fifty organizations that provide unique opportunities for the U.S. to benefit from other nations' expertise and financial resources in pursuit of shared solutions to common problems. The CIO account pays obligations stemming from U.S. ratification of treaties or conventions, or from other acts of the Congress. International institutions are being asked to deal with the new challenges that are occurring in an increasingly globalized world. As a result of new or expanded functions, the workload associated with U.S. participation has become more complex and has measurably increased in a number of areas vital to U.S. foreign policy interests. The U.S. works within international organizations to eliminate disease, reduce environmental degradation, secure airports and seaports, protect intellectual property rights, and maintain the world's telecommunications networks. In addition, the U.S. works with international organizations to advance global commitments to protect human rights and promote peaceful uses of nuclear energy, free and fair trade and the destruction of chemical weapons.

Organizations funded through the CIO account achieve real results that promote U.S. strategic and economic interests abroad. Many sectors of the U.S. economy depend on international organizations for access to foreign markets and reduction of trade barriers. U.S. companies depend on international organizations for information about the supply and demand of commodities such as rubber, cotton and coffee. U.S. citizens depend on international organizations for dispute resolution and application of international law in areas such as child custody. International organizations are advancing key U.S. foreign policy objectives in every region of the world. Because international organizations leverage financial contributions from other nations, their impact can be significantly greater than that of an individual nation working unilaterally or bilaterally. Each organization funded through the CIO account directly supports at least one of the Department's strategic objectives: Peace and Security, Governing Justly and Democratically, Investing in People, Economic Growth and Humanitarian Assistance.

International organizations are advancing ***Peace and Security*** around the world.

- The United Nations (UN) imposed sanctions on elements of the Iranian regime involved in proliferation activities, and prohibited all UN member states from engaging in trade with Iran that could contribute to the development of a nuclear weapon or weapon delivery system.

- The UN increased sanctions on the Democratic People’s Republic of Korea (DPRK) through UN Security Council Resolution 1874 in an effort to promote complete and verifiable nuclear disarmament in North Korea. Acted through Security Council resolution 1718 to prevent the transfer of conventional arms, missiles and luxury goods to the DPRK, and restrict travel and freeze the assets of individuals or entities engaged in proscribed activity.

- The North Atlantic Treaty Organization (NATO) deployed over 71,000 soldiers from 44 countries under NATO command in Afghanistan, demonstrating an enhanced security posture

and the shared commitment of NATO member and partner states to assist the Afghan government establish a secure and stable environment. A NATO Training Mission to build the Afghan Army and police was also established.

- The International Atomic Energy Agency (IAEA) continued attempts to address outstanding issues in the investigation of Iran and Syria's respective nuclear programs. The IAEA Board of Governors adopted a resolution in November 2009 condemning Iran's failure to declare an enrichment facility under construction near Qom, and reported it to the UN Security Council.

- The Organization for the Prohibition of Chemical Weapons (OPCW) completed 200 inspections at potentially dual-use industrial chemical facilities during 2008. OPCW has conducted 1,482 inspections at over 1,100 industrial facilities in 81 countries to ensure that facilities are operated for peaceful purposes.

- The International Civil Aviation Organization (ICAO) continued to implement the Machine Readable Travel Documents project, which provides policy guidance for member states implementing machine-readable travel documents, including biometric technology. As of December 2009, 180 ICAO member states had begun issuing machine readable passports to their citizens.

International organizations are helping nations ***Govern Justly and Democratically***.

- The UN extended the mandate of the United Nations Assistance Mission for Iraq (UNAMI), which supports the efforts of the Iraqi people and Government to strengthen representative government, promote political dialogue and national unity, engage neighboring countries, assist vulnerable groups, and promote human rights and judicial reform.

- The Organization of American States (OAS) supported the U.S. strategy in the Honduras crisis, which made clear to the rest of the Western Hemisphere that coup d'états are unacceptable, that respect for human rights remains paramount even under de facto regimes, that violence will not be tolerated, and that dialogue is the only way forward. The OAS provided support to the processes which have kept Honduras on a path that will lead to the restoration of democracy.

- The International Labor Organization mobilized country-based programs that promote policy reform and implement concrete measures to end exploitative child labor through the International Program on the Elimination of Child Labor.

- The Hague Conference on Private International Law promoted and administered the Hague Convention on International Child Abduction, which requires the prompt return of children wrongfully removed or retained abroad in parental custody disputes.

International organizations are promoting global ***Economic Growth*** and creating export opportunities for U.S. manufacturers, farmers, ranchers and service providers.

- The Organization for Economic Cooperation and Development expanded and reformulated the Global Forum on Transparency and Exchange of Information for Tax Purposes**.** The newly reconstituted forum works with member jurisdictions to fight tax fraud by implementing and strengthening information exchange agreements and transparency. This will help the U.S. and other jurisdictions enforce their tax laws.

- The World Trade Organization (WTO) opened new markets for U.S. services, agricultural products, and manufactured goods through negotiated reductions of tariffs and increased market access resulting from the accessions of the Ukraine, Tonga, Cape Verde and Chinese

Taipei. In addition, several new cases were filed through the WTO's dispute resolution procedure to hold trading partners accountable to their trade commitments including several cases against China and the European Union which were critical to U.S. manufacturers and workers.

- The Asia-Pacific Economic Cooperation forum facilitated increased trade in the region by simplifying complicated customs procedures and documentation resulting from the region's numerous trade agreements, improving the region's enforcement of intellectual property rights, and speeding the movement of goods across and within borders.

- The International Maritime Organization (IMO) adopted comprehensive amendments to the International Convention for the Prevention of Pollution from Ships that will significantly reduce the emissions of sulfur oxides, nitrous oxides, and particulate matter from international shipping.

- The World Meteorological Organization (WMO) provided meteorological services to aviation by ensuring that every aircraft undertaking an international trip has weather observations and forecasts that describe conditions en-route and at the destination. The U.S. relies on this weather information for aviation not only for air travel within the U.S. but also for domestic carriers travelling abroad.

International organizations ***Invest in People*** by advancing health care, reducing the threat of disease, and promoting education around the world.

- The World Health Organization (WHO) coordinated the worldwide response to the H1N1 outbreak; declaring H1N1 the first "pandemic" under the International Health Regulations and ensuring close collaboration with affected countries, vaccine manufacturers, and donors in order to facilitate access to vaccines needed in developing countries.

- The International Agency for Research on Cancer (IARC) completed a major study of cancer survival patterns in 2009 involving 340,000 cancer patients in 12 countries, confirming that cancer survival depends highly on awareness and detection practices as well as disease management practices.

- The Pan American Health Organization (PAHO) coordinated the Americas region response to the H1N1 outbreak, ensuring close collaboration with all affected countries, as well as facilitating access to vaccines. PAHO has updated technical information on surveillance and case definitions, conducting lab work, and providing expert staff to affected countries.

- The United Nations Educational, Scientific and Cultural Organization (UNESCO) supported the rebuilding of education systems in areas affected by war and conflict such as Afghanistan and Iraq by developing curricular and textbook frameworks and creating education management systems.

International organizations lead global efforts to provide ***Humanitarian Assistance***.

- In response to the earthquake in Haiti, the Pan American Health Organization (PAHO) is helping to coordinate donations of medical supplies from its office and medical warehouse in Port-au-Prince not affected by the earthquake. Experts from PAHO and the World Health Organization (WHO) Regional Disaster Response Team are establishing a field office in the Dominican Republic near the Haiti border and are working to distribute supplies to health centers.

- Also in response to the earthquake in Haiti, WHO has prepared a public health risk assessment to guide medical teams in the country and has issued a flash appeal to mobilize resources for health sector needs.

- The UN helped fund the administrative core function of the UN High Commissioner for Refugees which provided vital assistance to 3.6 million people in need from Somalia, many of whom were displaced by ongoing conflict and drought.

- The Food and Agriculture Organization (FAO) continued to scale up the Global Information and Early Warning System on Food and Agriculture (GIEWS) launched in 2006. GIEWS is monitoring degrees of food insecurity in vulnerable countries, and assessing the impact of rising food prices at the global, regional and country levels.

- The NATO continued to provide medical care and relief supplies to thousands of Afghans preparing for severe winter weather, including sets of winter clothing, blankets and boots and winter coats.

- The International Grains Council (IGC) ensured effective use of donor resources in saving and protecting the lives of people threatened by famine and disasters by improving the global emergency food aid response system.

Performance

The purpose of our United Nations Transparency and Accountability Initiative (UNTAI) is to improve organizational performance by enacting reforms in eight areas aimed at: increasing the accuracy of information; enhancing operational efficiency and effectiveness; uncovering fraud, waste, abuse, and mismanagement; and helping to reduce or prevent conflicts of interest and misconduct. The Bureau of International Organizations (IO) assesses progress semiannually. An evaluation tool with specific benchmarks facilitates this process. The indicator shows the results for United Nations (UN) Specialized Agencies funded by the Contributions for International Organizations account (CIO). Achievement of UNTAI goals promotes effective use of member state contributions through better access to information on agency performance, credible oversight and ethics systems, and improved governance.

STRATEGIC GOAL: STRENGTHENING CONSULAR AND MANAGEMENT CAPABILITIES						
Strategic Priority	Planning and Accountability					
Bureau Goal	Indicator is a department level measure and was developed outside of bureau strategic planning process					
Indicator	Percentage of United Nations Specialized Agencies funded by the Contributions for International Organizations account (FAO, IAEA, ICAO, ILO, IMO, ITU, UNESCO, UPU, WHO, WIPO, and WMO) that have demonstrated progress on 5 or more goals of the United Nations Transparency and Accountability Initiative.					
FY 2006 Result	FY 2007 Result	FY 2008 Result	FY 2009 Result	FY 2009 Target	FY 2010 Target	FY 2011 Target
N/A	N/A	54 percent [Baseline] ◄► On Target	72 percent ▲ Above Target	63 percent	76 percent	81 percent
Reason for Exceeding Target	The June 2009 assessments for the Food and Agriculture Organization (FAO) and Universal Postal Union (UPU) showed major improvements over the June 2008 assessments.					

Impact	UNTAI aims to improve the financial management and oversight of UN agencies. Oversight, transparency, and accountability mechanisms provide assurance that the funds we contribute to UN agencies are used effectively. Stronger, more accountable UN agencies are better equipped for the advancement of U.S. multilateral objectives.
Methodology	Agencies must meet a series of benchmarks for each goal (8 goals in all). Ratings are based upon the extent to which the agency meets the benchmarks. Completed reports are reviewed by the responsible officer(s) in the IO Bureau. A second-level review is conducted by the lead officer, who reviews for accuracy and consistency of rating methodology.
Data Source and Quality	Raw data for each agency is gathered and compiled by U.S. Missions working with UN agencies. The IO Bureau performs a two-step review of all data to verify accuracy and ensure the application of a consistent rating methodology for all agencies. No significant data limitations were found.

Justification of Request

The FY 2011 request for the CIO account is $1.595 billion. The request includes $1.573 billion in funding to meet existing commitments to pay assessed contributions to those international organizations to which the U.S. is a member. For nearly all of these organizations, the commitments result from treaties and conventions that the U.S. has signed and ratified. Failure to pay assessed contributions in full and on-time violates these treaty obligations. The request also includes about $23 million for reimbursing U.S. citizens who have paid federal income taxes to both the U.S. and the host country in the course of working at international organizations abroad.

For the first time, the request includes $5 million in new funding to join the International Renewable Energy Agency (IRENA). As of December 2009, the U.S. and 136 other nations had signed the IRENA founding statute (the IRENA Statute), and eight nations had ratified it. The IRENA Statute will enter into force upon ratification by 25 countries. The request anticipates that the IRENA Statute will have entered into force by FY 2011, and the United States will have become a party to the IRENA Statute. The U.S. currently participates in the Preparatory Commission that is working to establish the policies, work program, and organizational structure of IRENA.

As stated in its founding statute, IRENA will provide policy advice and assistance to both developing and developed countries, offer capacity building, encourage development of technical standards, and disseminate information on renewable energy. The founding statute also calls on IRENA to cooperate closely with existing institutions to avoid unnecessary duplication of effort. IRENA has widespread support among the renewable energy industry and non-governmental organizations working on environmental matters. The U.S. renewable energy industry strongly supports U.S. membership in IRENA as a means to promote U.S. exports of renewable energy technologies.

The following pages describe in greater detail the types of results and accomplishments that international organizations achieve with funding that the CIO account provides. CIO account funding goes to pay U.S. assessed contributions, which are generally an obligation that flows from U.S. ratification of a treaty or convention. The same treaty or convention obligates other nations to pay their share. The results and accomplishments described in this document are either funded directly through assessed contributions, or would not be possible without the assessed contributions. For all but a few organizations, the U.S. contributes 25 percent or less of the organizations' assessed budgets, with an assessment rate of 22 percent for the United Nations and most of the major specialized agencies in the UN system.

The focus on results and accomplishments in this budget justification reflects the Department's emphasis on performance as the foundation for a funding request. The individual justifications for each organization described in this chapter are the product of a collaborative effort between the Department of State and other federal agencies that send delegations to represent the U.S. in governing bodies and otherwise take advantage of opportunities to promote U.S. goals and objectives

at these organizations. The Federal agencies that participate in these organizations include the Departments of Defense, Homeland Security, Treasury, Commerce, Agriculture, Transportation, Labor, and Health and Human Services.

The organizations described in this chapter are grouped into four categories according to geographic and topical areas of focus: (1) the United Nations and its affiliated organizations; (2) Inter-American organizations; (3) regional organizations; and (4) specialized international organizations.

Resource Summary Detail

($ in thousands)

Activities	FY 2009 Actual	FY 2010 Enacted	FY 2011 Request	Increase / Decrease
United Nations and Affiliated Agencies				
UN RB United Nations - Regular Budget	452,516	597,472	516,314	(81,158)
UN CMP United Nations Capital Master Plan	75,535	75,535	75,535	0
UN War Crimes Tribunal - Rwanda	16,064	17,057	13,399	(3,658)
FAO Food and Agriculture Organization	109,035	113,342	120,140	6,798
IAEA International Atomic Energy Agency	93,924	101,499	112,802	11,303
ICAO International Civil Aviation Organization	15,609	18,454	19,563	1,109
ILO International Labor Organization	79,211	84,020	85,194	1,174
IMO International Maritime Organization	1,318	1,432	1,530	98
ITU International Telecommunication Union	9,244	9,630	10,130	500
UNESCO United Nations Educational, Scientific and Cultural Organization	75,935	80,915	84,831	3,916
UPU Universal Postal Union	2,117	2,099	2,254	155
WHO World Health Organization	106,573	106,573	109,403	2,830
WIPO World Intellectual Property Organization	1,041	1,103	1,134	31
WMO World Meteorological Organization	12,216	13,077	13,460	383
UN War Crimes Tribunal - Yugoslavia (UNICTY)	21,776	20,781	17,343	(3,438)
Subtotal, United Nations and Affiliated Agencies	**1,072,114**	**1,242,989**	**1,183,032**	**(59,957)**
Inter-American Organizations				
OAS Organization of American States	46,757	47,100	48,160	1,060
PAHO Pan American Health Organization	59,120	59,811	60,502	691
IICA Inter-American Institute for Cooperation on Agriculture	16,359	16,360	16,360	0
PAIGH Pan American Institute of Geography and History	324	324	324	0
Subtotal, Inter-American Organizations	**122,560**	**123,595**	**125,346**	**1,751**
Regional Organizations				
OECD Organization for Economic Cooperation and Development	98,479	92,675	94,251	1,576
NATO North Atlantic Treaty Organization	66,117	84,056	90,154	6,098
NATOPA NATO Parliamentary Assembly	1,088	1,283	1,417	134

CONTRIBUTIONS TO INTERNATIONAL ORGANIZATIONS

Activities	FY 2009 Actual	FY 2010 Enacted	FY 2011 Request	Increase / Decrease
Pacific Community (SPC)	1,616	1,743	1,745	2
Asia-Pacific Economic Cooperation	901	900	901	1
CPCTC Colombo Plan Council for Technical Cooperation	17	17	17	0
Subtotal, Regional Organizations	**168,218**	**180,674**	**188,485**	**7,811**
Other International Organizations				
OPCW Organization for the Prohibition of Chemical Weapons	24,567	26,794	28,090	1,296
WTO World Trade Organization	21,965	24,402	24,437	35
CCC Customs Cooperation Council	4,072	4,490	4,717	227
HCOPIL Hague Conference on Private International Law	233	263	283	20
IARC International Agency for Research on Cancer	1,899	1,964	2,201	237
IBPCT International Bureau of the Publication of Customs Tariffs	144	168	183	15
IBPCA International Bureau of the Permanent Court of Arbitration	76	78	84	6
IBWM International Bureau of Weights and Measures	1,345	1,494	1,557	63
Int'l Center for the Study of Preservation and Restoration of Cultural Property	1,128	1,135	1,185	50
ICO International Coffee Organization	411	517	690	173
ICSG International Copper Study Group	49	45	48	3
ICAC International Cotton Advisory Committee	340	338	338	0
IGC International Grains Council	427	535	560	25
IHO International Hydrographic Organization	145	143	152	9
IIUPL International Institute for the Unification of Private Law	181	176	191	15
ILZSG International Lead and Zinc Study Group	44	45	47	2
IOLM International Organization of Legal Metrology	160	167	179	12
IRENA International Renewable Energy Agency	0	0	5,000	5,000
IRSG International Rubber Study Group	71	110	124	14
ISA International Seabed Authority	0	1,377	1,377	0
ISTA International Seed Testing Association	12	12	13	1
ITLOS International Tribunal for the Law of the Sea	0	2,772	2,898	126
International Tropical Timber Organization	250	308	431	123
IUCN International Union for the Conservation of Nature and Natural Resources	441	463	480	17
UPOV Int'l Union for the Protection of New Varieties of Plants	254	260	267	7
OIE World Organization for Animal Health	205	207	223	16
Subtotal, Other International Organizations	**58,419**	**68,263**	**75,755**	**7,492**

CONTRIBUTIONS TO INTERNATIONAL ORGANIZATIONS

Activities	FY 2009 Actual	FY 2010 Enacted	FY 2011 Request	Increase / Decrease
Tax Reimbursement Agreements for U.S. Citizens				
Tax Reimbursement Agreements	20,283	20,528	22,812	2,284
Subtotal, Tax Reimbursement Agreements for U.S. Citizens	**20,283**	**20,528**	**22,812**	**2,284**
Total Annual Requirements	**1,441,594**	**1,636,049**	**1,595,430**	**(40,619)**
Adjustments for Exchange Rate and Other	**87,806**	**0**	**0**	**0**
FY 2009 Bridge Supplemental	**75,000**	**0**	**0**	**0**
Synchronization of Deferred Payments	**0**	**46,451**	**0**	**(46,451)**
Total Contributions to International Organizations (CIO)	**1,604,400**	**1,682,500**	**1,595,430**	**(87,070)**

FY 2009 Actual includes $75.0 million in bridge funding provided by the Supplemental Appropriations Act, 2008 (P.L. 110-252).

United Nations Regular Budget

New York, United States

($ in thousands)

Computation of Estimate	FY 2009 Actual	FY 2010 Enacted	FY 2011 Request
U.S. Requirements in Dollars	452,516	597,472	516,314

The United Nations (UN) is the principal organization that enables the nations of the world to work together toward freedom, democracy, peace, human rights, and prosperity for all people. A strong and effective UN helps advance U.S. foreign policy objectives in each of these areas. U.S. leadership, in turn, helps the UN remain true to its founding principles, produce meaningful results, and be accountable to its member states.

Peace and Security: The Security Council, the UN organ charged with maintaining peace and security, initiates joint actions such as the creation of peacekeeping missions and imposition of sanctions. All Security Council resolutions carry strong moral weight, but Security Council decisions dealing with international peace and security pursuant to Chapter VII of the UN Charter are legally binding on member states. The U.S. is working through the Security Council to address threats to the peace in Iran, North Korea, Sudan, Afghanistan, the Democratic Republic of the Congo, Liberia, and Haiti, as well as to address piracy off the coast of Somalia, combat proliferation of weapons of mass destruction, and protect civilians in armed conflict, including by addressing sexual violence in conflict.

Governing Justly and Democratically: The UN assists with national elections, promotes democracy, monitors human rights and helps nations combat corruption around the world. UN Special Political Missions are assisting with democracy-building in several nations struggling to emerge from conflicts, including most notably in Iraq and Afghanistan, but also in Burundi, the Central African Republic, the Ivory Coast, and Nepal.

Humanitarian Assistance: The UN coordinates massive relief programs and helps to protect displaced persons, civilians in armed conflict, and victims of sexual exploitation and abuse, as well as providing emergency assistance for countries recovering from natural disasters through the Central Emergency Response Fund.

CONTRIBUTIONS TO INTERNATIONAL ORGANIZATIONS

Economic Development: The UN promotes economic cooperation and development worldwide. The UN provides technical assistance to help developing countries integrate into the world trading system and attract foreign direct investment, reinforcing governments support for open markets, rule of law, free trade and efficient international capital flows. The U.S. is working through the UN to promote entrepreneurial training and business centers in Africa and to install automated customs systems worldwide to link communities in low income countries with global markets, helping to reduce poverty.

Accomplishments and Priorities

In the Middle East and South Asia, the UN:

- Continued to foster a commitment between the Government of Iraq and the international community to advance peace, sound governance and economic reconstruction. ***(Peace and Security; Governing Justly and Democratically; Economic Growth)***

- Extended the mandate of the United Nations Assistance Mission for Iraq (UNAMI), which supports the efforts of the Iraqi people and Government to strengthen representative government, promote political dialogue and national unity, engage neighboring countries, assist vulnerable groups, and promote human rights and judicial reform. ***(Governing Justly and Democratically)***

- Assisted in the Iraqi January 2009 provincial elections, with 14,400 candidates from over 400 political party entities standing in 14 of Iraq's 18 governances, Kurdistan Regional Government elections in July 2009, and in securing a national election law towards Iraqi national parliamentary elections in March 2010. ***(Governing Justly and Democratically)***

- Provided vital food, shelter and protection assistance to over 3.5 million persons displaced by conflict in Pakistan, despite significant security risks that led to the deaths of several UN staff. ***(Humanitarian Assistance)***

- Led efforts to advocate for access to and freedom of movement for nearly 300,000 individuals displaced by conflict in northern Sri Lanka, which helped lead to the Government of Sri Lanka's release of over 158,000 internally displaced persons from the camps in which they had been detained in the last few months of 2009. ***(Humanitarian Assistance)***

- Bolstered the UN Security Council mandate of the UN Mission in Afghanistan (UNAMA) to underline UNAMA's primary role as the coordinator for international donor assistance and in supporting the 2009 presidential and provincial council elections, and provided additional resources to increase UNAMA's presence outside Kabul. ***(Peace and Security, Governing Justly and Democratically)***

- Imposed sanctions on elements of the Iranian regime involved in proliferation activities, and prohibited all UN member states from engaging in trade with Iran that could contribute to the development of a nuclear weapon or weapon delivery system. ***(Peace and Security)***

- Promoted regional stability and de-escalation of tensions between Lebanon and Israel through continued deployment of the UN Interim Force in Lebanon (UNIFIL) and its participation in a tripartite mechanism with the Lebanese Armed Forces and the Israeli Defense Forces. ***(Peace and Security)***

- Continued arms embargos, sanctions (including freezes of assets) and travel restrictions on designated individuals in the Taliban and al-Qaida. ***(Peace and Security)***

CONTRIBUTIONS TO INTERNATIONAL ORGANIZATIONS

In Africa, the UN:

- Provided protection to civilians under immediate threat of violence, provided support to Congolese military operations against illegal armed groups. Due to United Nations Organization Mission in the Democratic Republic of the Congo (MONUC) support, humanitarian workers were able to deliver food and non-food assistance to nearly 135,000 people in the eastern region. ***(Peace and Security/Humanitarian Assistance)***

- Provided security, protection, and vital humanitarian assistance to the people of Darfur, UNAMID the UN's largest peacekeeping operation, is currently at over 70 percent force strength and continuing to deploy. ***(Peace and Security/Humanitarian Assistance)***

- Enhanced the legal framework for countering the threat of piracy off the coast of Somalia through the adoption of an additional Security Council resolution. ***(Peace and Security).***

- The UN continued to lead the international community in support of the Djibouti Peace Process and Somalia's Transitional Federal Government (TFG). ***(Peace and Security)***

- Provided security and support for humanitarian shipments into Somalia through the provision of a logistical support package to the African Union (AU) peacekeeping mission in Somalia which controls the main port and airport in Mogadishu as well as provides support to the security forces of the Transitional Federal Government (TFG). ***(Peace and Security)***

- Extended the arms embargo against Somalia and continued monitoring attempts to breach the embargo by transporting weapons into the country from neighboring states. ***(Peace and Security)***

- Facilitated the implementation of a ceasefire agreement in Burundi, including the support of the implementation of the modalities of the agreement, assistance in the reform of the security sector and support of the reintegration of nearly 22,000 ex-combatants. Assisting in the preparation for national elections in 2010. ***(Governing Justly and Democratically)***

- Mediated resolution of a border dispute between Nigeria and Cameroon. ***(Peace and Security; Governing Justly and Democratically)***

- Continued and strengthened arms embargos, travel restrictions and sanctions (including freezes of assets) on designated individuals in the Democratic Republic of Congo, Liberia, Somalia, Sudan and Cote d'Ivoire. ***(Peace and Security)***

In East Asia and the Pacific, the UN:

- Supported the peace process in Nepal through the activities of the UN Mission in Nepal (UNMIN), including overseeing an agreement between the Government and the Maoists to proceed with the discharge of disqualified and minor combatants from cantonments. ***(Peace and Security)***

- Increased sanctions on Democratic People's Republic of Korea (DPRK) through UN Security Council Resolution 1874 in an effort to promote complete and verifiable nuclear disarmament in North Korea. Acted through Security Council resolution 1718 to prevent the transfer of conventional arms, missiles and luxury goods to the DPRK, and restrict travel and freeze the assets of individuals or entities engaged in proscribed activity. ***(Peace and Security)***

- Established the position of Independent Counselor to improve management and investigate possible allegations of corruption at the Extraordinary Chambers in the Courts of Cambodia (ECCC). ***(Governing Justly and Democratically)***

In the area of counter-terrorism, the UN:

- Brought into force the Convention on Nuclear Terrorism, strengthening the international legal framework for investigating, prosecuting and extraditing those who commit terrorist acts involving radioactive material or a nuclear device. ***(Peace and Security)***

- Adopted the Global Counter-Terrorism Strategy, an instrument that enhances national and regional efforts to combat terrorism by strengthening state capacity to address terrorist threats. This agreement represents a historic step, demonstrating the resolve of all member states to combat terrorism worldwide. ***(Peace and Security)***

- Assisted 54 countries with ratification and implementation of UN conventions and protocols related to combating terrorism. ***(Peace and Security)***

In the area of human rights and the protection of civilians, the UN:

- Promoted human rights monitoring and reporting through its 38 special rapporteurs, independent experts, and working groups, including by extending the mandate of the Human Rights Council's independent expert on human rights in Sudan, and ensuring the UN's continued presence in that country. ***(Governing Justly and Democratically)***

- Reviewed the human rights records of 96 countries under the Universal Periodic Review process. ***(Governing Justly and Democratically)***

- Promoted respect for human rights and reduced the incidence of rights violations through the deployment of monitoring teams in several strife-torn regions of the world, including Uganda, Georgia, Nepal and Liberia. ***(Governing Justly and Democratically)***

- Acted through Security Council Resolution 1888 to mandate peacekeeping missions to protect women and children from sexual violence during armed conflict. ***(Peace and Security)***

- Adopted by General Assembly resolution the International Convention on the Rights of Persons with Disabilities and the International Convention for the Protection of All Persons from Enforced Disappearance. ***(Governing Justly and Democratically)***

- Established monitoring and reporting mechanisms in 12 countries to focus on six categories of grave human rights violations against children. ***(Governing Justly and Democratically)***

- Strengthened and expanded by Security Council resolution the mandate of the Secretary-General's Special Representative for Children and Armed Conflict to include monitoring and reporting of country situations where in contravention of international law patterns of killing and maiming and sexual violence committed against children in armed conflict occur. ***(Peace and Security)***

In the area of humanitarian assistance, the UN:

- The UN helped fund the administrative core function of the UN High Commissioner for Refugees which provided vital assistance to some 3.6 million people in need from Somalia, many of whom were displaced by ongoing conflict and drought. ***(Humanitarian Assistance)***

- The UN helped fund the administrative core function of the UN High Commissioner for Refugees which provided protection and assistance to approximately 2.7 million registered Afghan refugees in Pakistan and Iran and assisted in the voluntary return and reintegration of some 5 million Afghans from Pakistan, Iran and other host countries since 2002. ***(Humanitarian Assistance)***

- As of December 2009, had distributed over $1.386 billion via the Central Emergency Response Fund (CERF) to life-saving projects in 75 countries since the CERF's initial launch in 2006. In 2009, recipients included the Philippines (rapid response funding for emergency needs after multiple cyclones), Kenya (relief for protracted drought) and the Democratic Republic of the Congo (emergency assistance for communities impacted by ongoing conflict). ***(Humanitarian Assistance)***

In the area of international trade, the UN:

- Promoted practical research and technical assistance programs that encouraged more trade and investment among developing countries and between developing and developed countries. ***(Economic Growth)***

- Completed investment policy reviews for Belarus and Burkina Faso bringing the number of published reviews to 29, including 17 African countries. The reviews provide the basis for technical assistance and host country reforms that lead to increased foreign investment and improvements in transparency and rule of law. Another 23 developing countries have requested reviews when funding becomes available. ***(Economic Growth)***

- Deployed the Automated System for Customs Data in the Comoros, Eritrea, Georgia, Haiti, Jordan, Seychelles, Syria, and Switzerland. More than 90 countries are in various stages of using the system to streamline and improve their customs clearances processes, which dramatically decreases fraud and corruption. ***(Economic Growth)***

- Hosted the first Global Entrepreneurship Week in Switzerland to focus on entrepreneurship as a driver of development. ***(Economic Growth)***

- Assisted in the design and management of export strategies in Bangladesh, Botswana, Dominica, Fiji, Jamaica, Romania, Samoa and Uganda, bringing the number of developing countries receiving such advice from the International Trade Center to 47. This assistance enables developing countries to realize material benefits from trade thereby reducing poverty and increasing support for open markets and rule of law. ***(Economic Growth)***

- In conjunction with the World Trade Organization, the Organization for Economic Cooperation and Development and the International Monetary Fund, provided a joint report to the leaders of the Group of 20 (G20) largest economies on investment measures adopted in response to the economic recession. ***(Economic Growth)***

In the area of economic development, the UN's Regional Economic Commissions:

- Conducted studies on the impact of the economic recession on countries in their regions and developed a compendium of "best practices" for dealing with the economic downturn. ***(Economic Growth)***

- Identified and developed $60 million in investments that will reduce carbon dioxide emissions in Europe by 136,000 tons annually. ***(Economic Growth)***

- Helped to develop guidelines for transport, health and environment regulations for countries that do not yet have standards, particularly those in Eastern Europe ***(Investing in People)***

- Provided regulatory and policy development training to support expanded access to the internet for small island developing states in the Pacific and Caribbean regions. ***(Economic Growth)***

- Launched a process to support regional cooperation on disaster risk reduction and preparedness for the Asia-Pacific region ***(Economic Growth)***

Current and future priorities at the UN include:

- Achieving progress on effective measures to marshal effectively the UN's and the international community's engagement in Iraq and Afghanistan, deter Iran's uranium enrichment activities, stop human rights abuses in Burma, and resolve the humanitarian crisis in Darfur. ***(Peace and Security; Governing Justly and Democratically)***

- Continuing support for weapons non-proliferation and counter-terrorism activities through the work of Security Council committees established for the purpose of monitoring implementation of relevant Security Council resolutions, including the establishment of a unique trust fund to support implementation of resolution 1540, which mandates member states prevent the transfer of weapons of mass destruction and their delivery systems to non-state actors. ***(Peace and Security)***

- Continuing coordination of emergency humanitarian responses through the Office for the Coordination of Humanitarian Affairs, which manages the UN's Central Emergency Relief Fund (CERF), from which agencies borrow funds in order to jump-start assistance activities rapidly. (***Humanitarian Assistance)***

- Ensuring the effectiveness and credibility of the Human Rights Council (HRC). The U.S is actively and fully engaging with a view to improving the HRC's track record and enhancing the Council's ability to address egregious human rights situations. (***Governing Justly and Democratically)***

- Continuing support for civil society projects and activities that promote democratic growth through the UN Democracy Fund (UNDEF). ***(Governing Justly and Democratically)***

- Continuing efforts to provide space for protection of civilians, political reconciliation and post conflict reconstruction through peacekeeping and peace building mechanisms. ***(Peace and Security)***

Management Reform

The UN is implementing the following reforms to promote accountability and transparency:

- Adoption of International Public Sector Accounting Standards;

- Strengthening of internal controls related to the UN's procurement systems;

- Improvement in the training program for procurement officers; and

- Establishment of an independent bid protest system.

CONTRIBUTIONS TO INTERNATIONAL ORGANIZATIONS

UN member states have adopted General Assembly resolutions that committed to additional reforms by:

- Overhauling and strengthening the UN internal justice system for resolving employment-related disputes;
- Establishing a new human resource system to enhance the UN's ability to recruit and retain staff in the field;
- Ensuring an adequate capacity within the Office of Internal Oversight Services to investigate financial and procurement fraud;
- Modernizing the UN's information and communications technology infrastructure**;**
- Restructuring the Department of Peacekeeping Operations; and
- Strengthening the Department of Political Affairs as well as the development pillar of the United Nations.

Principal Partners and Benefits

The principal partners of the UN include the U.S. Government, most U.S. federal agencies and countless other U.S. governmental and non-governmental entities that participate in international affairs.

The U.S. is a founding member of the UN, its largest financial contributor, and host-country of the UN's New York headquarters. The UN's founding purposes reflect fundamental U.S. foreign policy objectives, including maintenance of peace and security, respect for human rights and individual freedoms, and development of cooperative solutions to the world's economic, social and humanitarian problems.

The UN can be most effective when the U.S. and other UN member states work together as partners. When effective, the UN provides leverage to U.S. foreign policy goals as a force multiplier. UN peacekeeping and special political missions are supported by financial contributions from all 192 UN member states. Peacekeeping operations are supported by troop contributions from 108 countries. When the UN provides collective solutions to the world's problems, the U.S. bears less of a burden than it would otherwise.

Explanation of Estimate

The FY 2011 request provides for the U.S. assessed contribution to the UN regular budget for calendar year 2010, the first year of the UN's 2010-2011 biennial budget. The amount of the U.S. assessed contribution is reduced by the U.S. share of costs of UN activities that have the primary purpose of providing benefits to the Palestine Liberation Organization (PLO) and associated entities. The FY 2011 request reflects General Assembly approval of the 2010-2011 budget that supports a range of activities including the UN special political missions in Iraq and Afghanistan; activities relating to information technology upgrades; and, the strengthening of the UN's security management structure in the wake of tragic attacks on UN staff, most recently in Kabul. The level also takes into account updated information on exchange rates and inflation as well as the application of credits from previous biennia. The net decrease in the FY 2011 request reflects a 5.5% increase in the UN 2010-2011 budget, offset by a one-time reduction in member assessments due to the application of credits resulting from the UN having spent less than was budgeted in previous biennia.

CONTRIBUTIONS TO INTERNATIONAL ORGANIZATIONS

Detailed Computation of Estimate	FY 2009 Actual	FY 2010 Enacted	FY 2011 Request
Assessment Against Members (in Dollars)	2,060,629	2,719,510	2,350,609
United States % Share	22	22	22
United States Assessment (in Dollars)	453,338	598,292	517,134
Sec. 144, P.L. 99-93 (PLO)	(822)	(820)	(820)
U.S. Requirement in Dollars	452,516	597,472	516,314
Amount for Prior Year Arrears	80,663	0	0
Total Including Prior Year Arrears	533,179	0	0

United Nations Capital Master Plan

New York, United States

($ in thousands)

Computation of Estimate	FY 2009 Actual	FY 2010 Enacted	FY 2011 Request
U.S. Requirements in Dollars	75,535	75,535	75,535

The UN Capital Master Plan (CMP) supports the UN's mission by providing secure, safe, and functional facilities through a complete renovation of the United Nations headquarters complex in New York. The renovation project will bring the complex into compliance with current building and fire safety codes and modern standards for security and energy efficiency.

The UN headquarters complex, the majority of which is 55 years old, is not compliant with New York City building and life safety codes or modern security requirements. The major building systems are inefficient, beyond their useful life, and increasingly difficult to maintain and repair. The life safety systems are a grave concern, including inadequate sprinkler and alarm systems, and the lack of an automatic shutdown of ventilation systems in the event of a fire. Hazardous materials such as asbestos are present in the facilities.

The UN receives approximately 5,000 accredited delegates annually from around the world and 300,000 tourists, about forty percent of whom are Americans. Almost 4,300 people work at the UN headquarters complex, including 1,280 Americans. Providing the UN with safe and functional headquarters facilities will enable the organization to operate more effectively, helping to advance U.S. foreign policy interests to which the UN contributes.

Accomplishments and Priorities

Current and future priorities include:

- Achieving code compliance in all buildings;
- Replacing or refurbishing deteriorating equipment and building systems;
- Ensuring the health and safety of occupants in all buildings;
- Improving security;
- Increasing energy efficiency; and
- Adjusting and retrofitting facilities for modern uses, loads, and technologies.

Principal Partners and Benefits

The constituency for the CMP includes all facility users, the UN's 192 member states, UN staff, delegates, visitors, and New York City emergency response personnel. Lack of U.S. support and

financing for the CMP could obstruct or delay implementation of this renovation work, resulting in the continued use of facilities with serious life-safety and security deficiencies, presenting risks to all facility users, including Americans who work and visit there on a daily basis.

Explanation of Estimate

Annual assessments for construction costs related to the CMP are being billed to member states over a five-year timeframe, beginning in calendar year 2007. The FY 2011 request provides funding for the CY 2010 annual assessment, the fourth annual payment toward construction costs.

Detailed Computation of Estimate	FY 2009 Actual	FY 2010 Enacted	FY 2011 Request
Assessment Against Members (in Dollars)	343,340	343,340	343,340
United States % Share	22	22	22
United States Assessment (in Dollars)	75,535	75,535	75,535

United Nations War Crimes Tribunal - Yugoslavia

The Hague, The Netherlands

($ in thousands)

Computation of Estimate	FY 2009 Actual	FY 2010 Enacted	FY 2011 Request
U.S. Requirements in Dollars	21,776	20,781	17,343

Peace and Security: The International Criminal Tribunal for the former Yugoslavia (ICTY) investigates and brings to justice individuals accused of having committed genocide, crimes against humanity, and other serious violations of international humanitarian law in the former Yugoslavia during the 1990s.

Governing Justly and Democratically: ICTY promotes the rule of law in the former Yugoslavia through domestic justice systems that hold perpetrators of atrocities accountable for their actions. The U.S. and world community benefit from increased stability in the region, which includes Kosovo, the Republika Srpska in Bosnia and Herzegovina, and the Republic of Serbia.

Accomplishments and Priorities

Recent accomplishments by ICTY include:

- Indicted 161 individuals, of whom 159 have come before the tribunal or died before transfer. ***(Peace and Security; Governing Justly and Democratically)***
- Expected to render final judgments in five cases in 2010. In 2009 the trial chamber issued final judgments in two cases involving seven defendants. ***(Peace and Security; Governing Justly and Democratically)***
- In an effort to increase efficiency and adhere to the Tribunal's trial completion strategy, began redeploying resources from the trial chamber to the appeals chamber, so that all appeals except that of Radovan Karadzic will be completed in 2013. ***(Governing Justly and Democratically)***

Current and future priorities include:

- Apprehending key remaining fugitives, including Ratko Mladic and Goran Hadzic, and completing pending cases as quickly and efficiently as possible. ***(Peace and Security; Governing Justly and Democratically)***

- Planning for the eventual completion of work and the consolidation of the Tribunal's legacy. ***(Peace and Security; Governing Justly and Democratically)***

- Educating the general populations through court outreach programs about the importance of the rule of law, judicial independence, and a fair trial. ***(Governing Justly and Democratically)***

Principal Partners and Benefits

U.S. Federal agencies
U.S. criminal justice organizations
Members of the public who have a stake in seeing war criminals brought to justice

ICTY played a crucial role in restoring peace to Eastern Europe, helping to end the lengthy conflict in the former Yugoslavia that was responsible for the deaths of tens of thousands of people. Support for ICTY demonstrates U.S. resolve to promote accountability and the rule of law at a time when the U.S. has been under intense criticism internationally for terrorist detainee practices and a lack of support for the International Criminal Court (ICC). Diminished support for ICTY could undermine U.S. credibility in its longstanding efforts to pressure Serbia and Republika Srpska authorities to arrest and transfer accused war criminal Mladic to the ICTY. Failure by the U.S. to pay its assessed contributions in full and on time could cause delays in on-going trials and could increase the likelihood of trials and appeals going beyond the targeted completion date set by the Security Council.

Explanation of Estimate

The total U.S. assessed contribution to ICTY is based on two different scales of assessment and is paid out of two different Department of State accounts. One-half of the assessment is based on the UN Regular Budget scale and is paid out of the CIO account. The other half is based on the UN peacekeeping scale and is paid out of the Contributions for International Peacekeeping Activities (CIPA) account. The FY 2011 CIO account request provides for 70 percent of the Regular Budget assessed contribution for calendar year 2010, which is deferred from the previous fiscal year, plus 30 percent of the Regular Budget assessed contribution for calendar year 2011. The request estimates that the calendar year 2011 budget will be at the same level as calendar year 2010, which is a decrease from the previous biennium reflecting the expected reduction in Tribunal activities.

Detailed Computation of Estimate	FY 2009 Actual	FY 2010 Enacted	FY 2011 Request
Assessment Against Members (in Dollars)	101,158	78,830	78,830
United States % Share	22	22	22
United States Assessment (in Dollars)	22,255	17,343	17,343
Fiscal Year 2008 Deferral	15,100	0	0
Fiscal Year 2009 Deferral	(15,578)	15,578	0
Fiscal Year 2010 Deferral	0	(12,140)	12,140
Fiscal Year 2011 Deferral	0	0	(12,140)
U.S. Requirement in Dollars After Deferral	21,776	20,781	17,343

Detailed Computation of Estimate	FY 2009 Actual	FY 2010 Enacted	FY 2011 Request
Amount for Prior Year Arrears	607	0	0
Total Including Prior Year Arrears	22,384	0	0

United Nations War Crimes Tribunal - Rwanda

Arusha, Tanzania
($ in thousands)

Computation of Estimate	FY 2009 Actual	FY 2010 Enacted	FY 2011 Request
U.S. Requirements in Dollars	16,064	17,057	13,399

Peace and Security: The International Criminal Tribunal for Rwanda (ICTR) investigates and brings to justice individuals accused of having committed genocide, crimes against humanity, and other serious violations of international humanitarian law during the conflict between ethnic Hutu and Tutsi groups in Rwanda in 1994.

Governing Justly and Democratically: ICTR promotes the rule of law in Rwanda through domestic justice systems that hold perpetrators of atrocities accountable for their actions. The U.S. and world community benefit from increased stability that has resulted in the region, which includes the Democratic Republic of the Congo, Kenya, and the Republic of the Congo.

Accomplishments and Priorities

Recent accomplishments by ICTR include:

- Made two new arrests in 2009 of individuals accused of having committed genocide and crimes against humanity, and continued to work closely with national jurisdictions to transfer cases. ***(Peace and Security; Governing Justly and Democratically)***

- Delivered four final judgments in 2009. Commenced 10 new cases in 2009, with judgments being delivered in two of the cases. ***(Governing Justly and Democratically)***

- Was in the process of trying 26 cases at the end of 2009, with another nine in the process of appeal. ***(Peace and Security; Governing Justly and Democratically)***

Current and future priorities include:

- Apprehending and prosecuting key fugitives, including alleged genocidaire Felicien Kabuga, and completing pending cases as quickly and efficiently as possible. ***(Peace and Security; Governing Justly and Democratically)***

- Supporting development of the Rwandan criminal justice system, following the ICTR model, to hold perpetrators accountable for genocide. ***(Governing Justly and Democratically)***

- Educating the general populations in Rwanda, through court outreach programs, about the importance of the rule of law, judicial independence, and a fair trial. ***(Governing Justly and Democratically)***

Principal Partners and Benefits

U.S. Federal agencies

U.S. criminal justice organizations

Members of the public that have a stake in seeing war criminals brought to justice
ICTR was the forum for the first successful trial for genocide under the 1948 Genocide Convention, paving the way for accountability and establishment of rule of law for governments that commit genocide against their people. Support for ICTR demonstrates U.S. resolve and a commitment to the rule of law. Diminished support for ICTR could compromise U.S. efforts to advance our rule of law agenda and fight impunity. Failure by the U.S. to pay its assessed contributions in full and on time could cause delays in on-going trials and could increase the likelihood of trials and appeals going beyond the targeted completion date set by the Security Council.

Explanation of Estimate

The total U.S. assessed contribution to ICTR is based on two different scales of assessment and is paid out of two different Department of State accounts. One-half of the assessment is based on the UN Regular Budget scale and is paid out of the CIO account. The other half is based on the UN peacekeeping scale and is paid out of the Contributions for International Peacekeeping Activities (CIPA) account. The FY 2011 CIO account request provides for 70 percent of the Regular Budget assessed contribution for calendar year 2010, which is deferred from the previous fiscal year, plus 30 percent of the Regular Budget assessed contribution for calendar year 2011. The request estimates that the calendar year 2011 budget will be at the same level as calendar year 2010, which is a decrease from the previous biennium reflecting the expected reduction in Tribunal activities.

Detailed Computation of Estimate	FY 2009 Actual	FY 2010 Enacted	FY 2011 Request
Assessment Against Members (in Dollars)	84,658	60,904	60,904
United States % Share	22	22	22
United States Assessment (in Dollars)	18,625	13,399	13,399
Fiscal Year 2008 Deferral	10,477	0	0
Fiscal Year 2009 Deferral	(13,037)	13,037	0
Fiscal Year 2010 Deferral	0	(9,379)	9,379
Fiscal Year 2011 Deferral	0	0	(9,379)
U.S. Requirement in Dollars After Deferral	16,064	17,057	13,399
Amount for Prior Year Arrears	421	0	0
Total Including Prior Year Arrears	16,486	0	0

Food and Agriculture Organization

Rome, Italy

($ in thousands)

Computation of Estimate	FY 2009 Actual	FY 2010 Enacted	FY 2011 Request
U.S. Requirements in Dollars	109,035	113,342	120,140

Economic Growth: The Food and Agriculture Organization (FAO) promotes agricultural development and develops internationally recognized standards for food safety and plant health that protect consumer health and facilitate international trade. FAO also provides technical support that helps countries conserve and sustain their fisheries and forests. As the world's second largest importer of fishery products, the U.S. has vital interests in the state of the world's fisheries. The U.S. also has a strategic interest in limiting global deforestation.

CONTRIBUTIONS TO INTERNATIONAL ORGANIZATIONS

Investing in People: The FAO helps prevent and contain animal and plant diseases that impact food security and economies, such as avian influenza and wheat stem rust, and responds to pest outbreaks and other emergencies affecting plant and animal health. The U.S. benefits from containment of these health threats overseas.

Humanitarian Assistance: FAO participates in international efforts to rehabilitate economic livelihoods in response to natural disasters such as earthquakes, tsunamis, droughts and desert locusts. The U.S. benefits from the increased economic and regional stability that FAO's prevention and assistance efforts foster.

Accomplishments and Priorities

Recent accomplishments by FAO include:

- Adopted the "Rome Principles for Sustainable Global Food Security" at the November 2009 World Food Summit. The Principles, agreed to by all 193 member states, addresses the challenges posed by food insecurity in a comprehensive and coordinated manner. ***(Economic Growth)***

- Developed a comprehensive reform plan for the Committee on World Food Security (CFS). ***(Investing in People)***

- Continued to develop standards through the International Plant Protection Convention (IPPC) that prevents the spread of plant pests and diseases, including the adoption of standard terms for importing plant materials. IPPC standards are recognized by the World Trade Organization as benchmark standards governing trade in plant commodities. ***(Economic Growth)***

- Developed the Port State Measures to Prevent Unlicensed and Unreported Fishing which was signed by the member states. ***(Economic Growth)***

- Worked with fisheries authorities throughout the world to train them in best practices in fishing boat inspection and prevent illegal, unreported and unregulated fishing. ***(Economic Growth)***

- Adopted the guide, "Capacity Building to Implement Good Animal Welfare Practices," to set best practice standards for the treatment of farm and domesticated animals with the goal of improving farming capabilities. ***(Investing in People)***

- Reduced harmful pesticide use in Benin, Burkina Faso, Guinea, Mali, Mauritania, Niger and Senegal through the Farmer Field and Life School, Integrated Production and Pest Management program in West Africa. The program targeted 130,000 farming families, and helped improve agronomic skills,-farm crop diversification, and marketing and business skills of farmers while building capacity for use of new pesticide monitory technology. ***(Investing in People)***

- Continued to scale up the Global Information and Early Warning System on Food and Agriculture (GIEWS) launched in 2006. GIEWS is monitoring degrees of food insecurity in vulnerable countries, and assessing the impact of rising food prices at the global, regional and country levels. ***(Humanitarian Assistance)***

Current and future priorities include:

- Continuing to develop standards for food safety and plant health, including the provision of policy advice and capacity building to help countries strengthen food control systems and adopt standards to promote domestic food safety and facilitate international trade. ***(Economic Growth)***

- Continuing work on disaster risk reduction, early warning and implementation of agricultural relief and rehabilitation programs; providing assistance to states transitioning from emergency disaster relief to reconstruction and development. ***(Humanitarian Assistance)***

- Assisting member states pursue responsible, sustainable development of fisheries and aquaculture through advisory and other services related to the management, development, marketing, and use of fisheries and aquaculture resources. ***(Economic Growth)***

- Strengthening regional forestry commissions and helping countries implement effective forest management and conservation strategies that promote sustainable harvesting, processing, and utilization of forest products. ***(Economic Growth)***

- Continuing to work with World Health Organization and the World Organization for Animal Health on monitoring H1N1. **(*Economic Growth)***

Management Reform and Food Insecurity Coordination

The FAO is in the process of implementing the recommendations of the Independent External Evaluation (IEE), released in August 2007. The IEE was the culmination of a two-year project to establish a comprehensive reform framework to transform FAO into a more relevant, effective organization that takes the global lead on agricultural development. The evaluation offered more than 100 specific recommendations including that FAO focus on technical areas in which it has a unique or comparative advantage, including standard setting for food safety and plant health, fisheries, forestry, animal health, pesticides and emergency preparedness. The evaluation also recommended reform in the areas of Human Resources, financial accounting, reporting structures, and organizational cultural change.

At a special session of the FAO Conference in November 2008, the membership approved a multi-year reform framework, the Immediate Plan of Action. At the FAO Conference in November 2009, FAO Director General (DG) and senior leadership detailed the progress achieved. Among the many reforms implemented and started since 2008, the DG has delegated 26 authorities to appropriate levels of the organization, expediting decisions made in procurement and human resources hiring; improved regional offices communication with Rome through improved technology to communicate efficiently; the Human Resources office instituted 360 degree reviews for employee performance and started to standardize job descriptions and translations to expedite job advertisement, and; the Office of Program, Budget and Evaluation has begun to formulate a results-based framework for program evaluation.

The FAO member states agreed to a significant reform blueprint for the FAO Committee on World Food Security (CFS). This entails a significant restructuring of the CFS to contribute effectively to a UN High Level Task Force (HLTF), convened by the UN Secretary General in April 2008 and creating a contact group of experts. The U.S. will work closely with the DG and FAO Senior Management to transform the CFS and FAO as a whole into an effective leader on food security issues and part of an emerging global partnership of agriculture and food security.

Principal Partners and Benefits

U.S. Department of Agriculture
U.S. Department of Commerce
National Food Processors Association
National Fisheries Institute

U.S. Department of Health and Human Services
U.S. Agency for International Development
U.S. Food and Drug Administration
National Association of State Foresters
American Forest and Paper Association

FAO is an important forum in which the U.S. advances vital food safety, fishery, and forestry policies. Under U.S. leadership in the Committee on Fisheries, FAO adopted a Code of Conduct for Responsible Fisheries to crack down on illegal fishing and ensure the availability of fish and fish products for future generations. Under U.S. leadership in the Committee on Forestry, FAO members are cooperating on forest fire preparedness and wild-land fire management. The timely funding of the contributions would also send a strong signal of U.S. support of management reforms and the progress made. U.S. withdrawal could also weaken FAO's ability to respond to disasters, increasing pressure on the U.S. to respond directly.

Explanation of Estimate

The request provides for the U.S. assessed contribution to FAO for calendar year 2010, the first year of FAO's 2010-2011 biennial budget. The budget includes full funding for the activities required by the Immediate Plan of Action, the organization's comprehensive reform package. The request also provides for the FAO Tax Equalization Fund, which is the source of funds for reimbursing FAO staff members who pay national income taxes on their FAO earnings. Reimbursement of employees' income taxes creates pay parity between employees from nations that levy taxes on income from international organizations (which includes the U.S.) and nations that do not. The Tax Equalization Fund is an alternative to tax reimbursement agreements in place at many other international organizations that receive funding through the CIO account.

Detailed Computation of Estimate	FY 2009 Actual	FY 2010 Enacted	FY 2011 Request
Assessment Against Members (in Euros)	185,678	185,678	208,837
United States % Share	22	22	22
United States Assessment (in Euros)	40,849	40,849	45,944
Approx. Exchange Rate (Euros to $1)	0.7359	0.683	0.665
U.S. Requirement in Dollars	55,506	59,813	69,089
Assessment Against Members (in Dollars)	216,949	216,949	214,324
United States % Share	22	22	22
United States Assessment (in Dollars)	47,729	47,729	47,151
Tax Equalization Fund	5,800	5,800	3,900
Total U.S. Requirement in Dollars	109,035	113,342	120,140
Amount for Prior Year Arrears	16,561	0	0
Total Including Prior Year Arrears	125,596	0	0

International Atomic Energy Agency

Vienna, Austria

($ in thousands)

Computation of Estimate	FY 2009 Actual	FY 2010 Enacted	FY 2011 Request
U.S. Requirements in Dollars	93,924	101,499	112,802

Peace and Security: The International Atomic Energy Agency (IAEA) safeguards are an important element of the global nuclear non-proliferation regime and provide credible assurance to the

international community that nuclear material is not diverted from peaceful nuclear uses. IAEA conducts monitoring and inspections activities in more than 150 states to ensure compliance with international safeguards mandated in the Nuclear Nonproliferation Treaty. All U.S. nuclear cooperation agreements depend on IAEA safeguards and verification activities. U.S. participation in IAEA provides the U.S. with access to information and international inspection capabilities that are vital to the nation's security and are not available through any other means.

Investing in People: IAEA promotes the peaceful application of nuclear science for fighting disease. Notable examples include cancer therapy and eradication of the tsetse fly, which can spread parasitic diseases. The U.S. and other countries benefit from medical advances that prevent, treat, and contain the spread of disease.

Economic Growth: IAEA promotes the responsible development of nuclear power to provide a secure source of energy for economic development while maintaining high standards of safety, security and nonproliferation. IAEA also promotes and facilitates the use of nuclear techniques for inter alia, industry and agriculture that make significant contributions to the economies of both developing and developed States.

Accomplishments and Priorities

Recent accomplishments by IAEA include:

- Continued to address outstanding issues in the investigation of Iran and Syria's respective nuclear programs. The IAEA Board of Governors adopted a resolution in November 2009 condemning Iran's failure to declare an enrichment facility under construction near Qom, and reported it to the UN Security Council. ***(Peace and Security)***

- Expanded the Nuclear Security Program to respond to the risk of nuclear terrorism by helping states, such as the new Iraqi government, prevent, detect and respond to threats involving nuclear and radioactive material and nuclear facilities. ***(Peace and Security)***

- Continued to promote standards for handling radioactive sources, namely the Code of Conduct for the Safety and Security of Radioactive Sources, and Guidance on the Import and Export of Radioactive Sources. ***(Peace and Security)***

- Played a key role in implementing the U.S. Department of Energy's Global Threat Reduction Initiative programs, which help secure nuclear and radioactive materials, convert U.S. and Russian-origin reactors in third party countries using highly enriched uranium to low enriched uranium, and remove special nuclear materials from third party countries to the country of origin. ***(Peace and Security)***

- Continued to equip and support the expansion of the Incident and Emergency Center (IEC), which was developed to report and coordinate prompt assistance in response to nuclear/radiological incidents, mitigating such events and their radiological consequences. ***(Peace and Security)***

- Developing documents that provide guidance for the physical protection against theft and sabotage of nuclear and radioactive materials and facilities. Continues to help individual countries strengthen security for nuclear and radioactive materials through IAEA guidance documents and evaluation missions. IAEA is the depository for the Convention on the Physical Protection of Nuclear Material. ***(Peace and Security)***

CONTRIBUTIONS TO INTERNATIONAL ORGANIZATIONS

- Provided support and guidance to developing countries on the steps they need to take in pursuing the responsible development of nuclear power and conducted projects to help States address their needs in this area. ***(Economic Growth)***

- Updated the radiation protection infrastructures in over 87 member states to aid in their safe enjoyment of the benefits of nuclear techniques. ***(Economic Growth)***

- Contributed to sustainable development and the safe use of nuclear applications in over 100 countries through approximately 1,300 technical assistance projects. For example, IAEA pioneered the Sterile Insect Technique, eradicating tsetse flies in Zanzibar, and is now working to do the same in Ethiopia. ***(Investing in People)***

- Advanced a U.S. Presidential initiative by achieving further adherence to the Additional Protocol, which requires states to declare and grant access to a broader range of nuclear-related activities. The Additional Protocol has now been signed by 128 states and is in force in 93. ***(Peace and Security, Economic Growth)***

- Continued promoting the development of an IAEA-administered mechanism for reliable access to nuclear fuel. A nearly $50 million pledge by the Department of Energy for the Nuclear Threat Initiative (NTI) fuel bank provided significant support for this initiative, which is now poised for discussion by the Agency's governing body.

Principal Partners and Benefits

U.S. Department of Energy	U.S. Department of Agriculture
U.S. Nuclear Regulatory Commission	U.S. Department of Homeland Security
U.S. Department of Defense	U.S. Department of Transportation
U.S. Environmental Protection Agency	U.S. Department of Commerce
U.S. Geological Survey	Nuclear Threat Initiative
World Association of Nuclear Operators	Nuclear Energy Institute
International Commission on Radiation Protection	International Nuclear Law Association
Contractors International Group on Nuclear Liability	World Nuclear Association

U.S. membership in IAEA promotes safeguards worldwide, including ongoing investigations in Iran. Substantial arrears or withdrawal from IAEA could force curtailment of core programs, including high priority nuclear safety and security (incident and emergency preparedness and response, protection against malicious acts involving radioactive materials). Curtailing technical assistance could weaken U.S. ability to gain political support for key policy objectives, including addressing Iran, strengthening safeguards, improving nuclear security, and promoting nuclear energy. In addition, IAEA could be unable to take on new responsibilities within its mandate, such as the implementation of safeguards in India pursuant to the U.S.-India Civil Nuclear Cooperation Initiative or a possible return of IAEA inspectors to North Korea.

Explanation of Estimate

The FY 2011 request provides for the U.S. assessed contribution to IAEA for calendar year 2010, the first year of IAEA's 2010-2011 program and budget. The increase for calendar year 2010 reflects the additional verification activities being undertaken by the Agency and the inclusion of some nuclear security activities in the regular budget. With nuclear security activities relying primarily on voluntary contributions, the U.S. considers regularizing nuclear security in the regular budget a high priority.

CONTRIBUTIONS TO INTERNATIONAL ORGANIZATIONS

Detailed Computation of Estimate	FY 2009 Actual	FY 2010 Enacted	FY 2011 Request
Assessment Against Members (in Euros)	231,393	236,500	253,798
United States % Share	25.719	25.663	25.559
United States Assessment (in Euros)	59,512	60,693	64,868
Less: Prior Year Credit/Surplus	0	(1,769)	0
U.S. Requirement (in Euros)	59,512	58,924	64,868
Approx. Exchange Rate (Euros to $1)	0.7507	0.6757	0.665
U.S. Requirement in Dollars	79,273	87,210	97,546
Assessment Against Members (in Dollars)	56,966	58,345	59,690
United States % Share	25.719	25.663	25.559
United States Assessment (in Dollars)	14,651	14,973	15,256
Less: Prior Year Credit/Surplus	0	(683)	0
Total U.S. Requirement in Dollars	93,924	101,499	112,802

International Civil Aviation Organization

Montreal, Canada

($ in thousands)

Computation of Estimate	FY 2009 Actual	FY 2010 Enacted	FY 2011 Request
U.S. Requirements in Dollars	15,609	18,454	19,563

Peace and Security: The International Civil Aviation Organization (ICAO) leads international efforts to improve aviation security and prevent terrorists using the world's civil aviation system as a platform to launch attacks against the U.S. ICAO's Universal Security Audit Program contributes directly to U.S. homeland security by ensuring that each of ICAO's 190 member states undergo security audits and comply with uniform aviation security standards.

Economic Growth: ICAO provides aviation-related education and training to developing countries through its technical assistance programs. These programs strengthen the civil aviation systems of both developed and developing countries so that their airlines and airports can operate in accordance with international standards for security, safety, and environmental protection. International civil aviation supports world economic growth, while creating export opportunities for U.S. businesses such as the U.S. aircraft manufacturing and avionics industries.

Accomplishments and Priorities

Recent accomplishments by ICAO include:

- Continued progress with world-wide aviation security audits: As of December 2009, ICAO audit teams had completed 51 second-cycle audits to follow up on initial audits of 181 member states and Hong Kong. In response, 177 member states submitted corrective action plans ICAO setting out ways to improve their security posture **(Peace and Security)**

- Moved ahead of schedule in conducting safety audits of all member states by December 2010. As of December 2009, ICAO had completed comprehensive safety audits for 144 out of 190 member states. **(Economic Growth)**

- Continued the Universal Implementation of Machine Readable Travel Documents project, which provides policy guidance for member states implementing machine-readable travel

documents, including biometric technology. As of December 2009, 180 ICAO member states had begun issuing machine readable passports to their citizens. **(Peace and Security)**

- Addressed the threat of liquid explosives by instituting harmonized procedures for handling of liquids, reconfirming the use of a standard of 100 milliliters or less in carry-on baggage, and providing specification for the manufacture of tamper-evident duty-free bags. Also established a working group on technology to promote awareness of new and developing technologies that effectively detect liquid explosives. **(Peace and Security)**

- Began establishing regional security officer positions at ICAO's regional offices for the purpose of working with member states on a regional basis to address security deficiencies. Four of seven regional offices have established security positions. **(Peace and Security)**

- Continued to work on refining the role of in-flight security officers and their interaction with other members of the crew; monitored incidents and developments concerning man-portable air defense systems in close coordination with the United Nations. **(Peace and Security)**

- Established and expanded an Aviation Security Point-of-Contact Network, through which member states can share timely, critical information about security threats and incidents and responsive measures. **(Peace and Security)**

- Worked on a common list of prohibited items that has been accepted by the Aviation Security Panel of Experts and provided to member states and industry as a final, harmonized list to which they may conform. **(Peace and Security)**

- Established a permanent Threat and Risks Working Group to evaluate new and existing threats to civil aviation. The Working Group compares methods and means of achieving civil aviation standards and recommended practices set forth by the Chicago Convention, identifies gaps, and recommends changes to the standards to ensure that threats are adequately countered. The Group is jointly led by the U.S. and the U.K. **(Peace and Security)**

- Expanded use of a donor technical assistance database of and other sources of capacity building information, in order to avoid duplication of efforts and enhance coordination of support for member states with security deficiencies identified in audits conducted under ICAO's auspices. **(Peace and Security)**

Current and future priorities include:

- Increasing transparency among member states by promoting the sharing of security audit results and corrective actions taken by audited states, as appropriate and consistent with the audited states' sovereignty. **(Peace and Security)**

- Transitioning to a continuous aviation safety monitoring system, which will allow for quicker detection of member-state deficiencies in safety standards. **(Peace and Security)**

- Increasing the number of member states using machine-readable passports and biometric passports with the objective of universal implementation by the mandatory April 2010 deadline. **(Peace and Security)**

- Developing an environmental auditing and reporting process to achieve standardization of environmental protection among member state aircraft fleets. **(Economic Growth)**

- Identifying global planning initiatives to improve worldwide air navigation systems through more effective planning and program management techniques, with potential savings to U.S. operators of as much as $1 billion per year. **(Economic Growth)**

- Promoting usage of the recently updated ICAO Security Manual, and expanding the number of certified staff completing ICAO training packages to ensure that member states have the capacity to strengthen their aviation security programs. **(Peace and Security)**

Principal Partners and Benefits

U.S. Department of Homeland Security
U.S. Federal Aviation Administration
U.S. aircraft manufacturing industry
U.S. manufacturers that ship goods by air
National Transportation Safety Board
U.S. Air Force
U.S. transportation industry
U.S. citizens who travel by air
U.S. Department of Transportation

U.S. support is vital to the success of ICAO's programs to improve aviation security and safety around the world. ICAO has relied on U.S. commitment and leadership since its inception in 1944. The U.S. is the largest financial contributor to ICAO, contributing 25 percent of ICAO's regular budget. The U.S. has been temporarily in arrears on part of its assessed contribution, complicating negotiations on issues such as adoption of the 2008-2010 budget. Substantial arrears or withdrawal from ICAO could weaken ICAO's efforts to promote global aviation security and safety, potentially increasing the risk of aviation incidents for the American traveling public and U.S. firms shipping goods by air.

Explanation of Estimate

The FY 2011 request provides for 50 percent of the U.S. assessed contribution to ICAO for calendar year 2010, which is deferred from the previous fiscal year, and 50 percent of the U.S. assessed contribution for calendar year 2011. Calendar year 2011 will be the first year of ICAO's 2011-2013 triennial budget. The request anticipates a five percent increase over 2010. The projected increase is due in part to incorporation of the ICAO Aviation Security Program into the regular budget.

Detailed Computation of Estimate	FY 2009 Actual	FY 2010 Enacted	FY 2011 Request
Assessment Against Members (in CDN Dollars)	74,060	79,204	83,164
United States % Share	25	25	25
United States Assessment (in CDN Dollars)	18,515	19,801	20,791
Approx. Exchange Rate (CDN Dollars to $1)	1.1164	1.051	1.056
U.S. Requirement in Dollars	16,585	18,840	19,688
ICAO Den-Ice Agreement	0	300	300
Total U.S. Requirement in Dollars	16,586	19,140	19,988
Fiscal Year 2008 Deferral	7,757	0	0
Fiscal Year 2009 Deferral	(8,733)	8,733	0
Fiscal Year 2010 Deferral	0	(9,420)	9,420
Fiscal Year 2011 Deferral	0	0	(9,845)
U.S. Requirement in Dollars After Deferral	15,609	18,454	19,563

CONTRIBUTIONS TO INTERNATIONAL ORGANIZATIONS

International Labor Organization

Geneva, Switzerland

($ in thousands)

Computation of Estimate	FY 2009 Actual	FY 2010 Enacted	FY 2011 Request
U.S. Requirements in Dollars	79,211	84,020	85,194

Governing Justly and Democratically: The International Labor Organization's four strategic objectives, known as the Decent Work Agenda, include: 1) freedom of association and the effective recognition of the right to collective bargaining; 2) the elimination of all forms of forced or compulsory labor; 3) the effective abolition of child labor; and 4) the elimination of discrimination in respect of employment and occupation. Respect for these principles and rights are a cornerstone of just and democratic societies.

Economic Growth: The ILO seeks to improve living and working conditions of workers throughout the world by protecting worker rights, promoting employment, enhancing social protection, and strengthening tripartism and social dialogue. Achievement of these objectives can contribute to poverty alleviation and increased social stability, enable workers to contribute to economic prosperity in their own countries, and help create markets for U.S. exports. The ILO's 183 member states have agreed that the violation of fundamental principles and rights at work cannot be used as a legitimate comparative advantage. As workforces in these countries become more skilled and better trained, they contribute to economic prosperity in their own countries, and eventually may contribute to U.S. economic growth by acquiring U.S. goods and services.

Investing in People: The ILO's work to promote and protect worker rights, create greater opportunities for employment, enhance the coverage and effectiveness of social protection, and strengthen social dialogue all contributes to improving the lives of workers around the globe. ILO tools for achieving these objectives include the creation and supervision of international labor standards, extensive technical cooperation activities, and the conduct and dissemination of research.

Accomplishments and Priorities

Recent accomplishments by ILO include:

- Mobilized country-based programs that promote policy reform and implement concrete measures to end exploitative child labor through the International Program on the Elimination of Child Labor (IPEC), ILO's largest technical cooperation program. ***(Governing Justly and Democratically)***

- Identified major offenders of labor rights and encouraged protection of labor rights as human rights through ILO's standards supervisory system, which supports U.S. efforts to advance democratic reforms and promote human rights. ***(Governing Justly and Democratically)***

- In 2009, a Commission of Inquiry composed of distinguished jurists appointed by the ILO visited Zimbabwe to investigate complaints by workers' and employers' organizations of violations of the ILO's conventions on freedom of association and the right to collective bargaining. The Commission's report will be ready in 2010 and implementation of its recommendations will be monitored by the ILO's supervisory bodies. ***(Governing Justly and Democratically)***

- In 2009, the ILO's Member States adopted a Global Jobs Pact, which sets out a general framework and elaborates some specific policy options that countries can use to formulate their responses to the economic crisis with an emphasis on employment and decent work**.**

The G20 leaders welcomed the document at their summit meeting in Pittsburgh and committed their nations to adopt key elements of its general framework. Recognizing the need to support lifelong skills development and focus on future market needs, the ILO has been asked to develop for their consideration a strategy for training. ***(Economic Growth)***

- Continued work on education and prevention of HIV/AIDS and fighting discrimination and the stigma related to HIV status in the workplace. ***(Investing in People)***

- Partnership with the International Finance Corporation (IFC) of the World Bank Group to improve labor practices and competitiveness in global supply chains through the joint ILO/IFC Better Work program. Better Work focuses on labor-intensive industries with large numbers of vulnerable workers in developing countries, such as agribusiness, apparel, construction, and light manufacturing. ***(Economic Growth)***

- With the support of a grant from the Bill & Melinda Gates Foundation, the ILO launched a Microinsurance Innovation Facility, which seeks to increase the availability of insurance for low-income families in developing countries. The Facility's projects include crop insurance for poor farmers in Mali, life insurance for tea plantation laborers in India, and funeral insurance for the poor in Haiti. ***(Economic Growth, Investing in People)***

- In 2009, the ILO and the United Nations Children's Fund (UNICEF), with funding from the U.S. Department of Labor, published a *Training Manual to Fight Trafficking in Children for Labor, Sexual, and Other Forms of Exploitation.* It is a practical tool composed of three textbooks and an exercise book for governments, workers' organizations, employers' organizations, NGOs, and international organizations; and it includes a guide for use by trainers and facilitators. ***(Investing in People)***

Current and future priorities include:

- Continuing to promote employment that respects fundamental principles and rights at work is particularly important to ensuring a level playing field in the globalized world of production in which American workers and employers must compete. ***(Governing Justly and Democratically)***

- Continuing the effort to bring Burma into compliance with its commitments regarding the use of forced labor under ILO Convention 29. ***(Governing Justly and Democratically)***

- Continuing the effort to ensure that labor unions can organize freely in Belarus in accordance with ILO Conventions 87 and 98 ***(Governing Justly and Democratically)***

- Continuing efforts to combat exploitative child labor through ILO's International Program on the Elimination of Child Labor (IPEC). ***(Investing in People)***

- Continuing assistance to countries implementing fundamental labor principles under Free Trade Agreements (FTAs) with the U.S. ILO implementation assistance was integral to the Central American and the U.S.-Morocco FTAs. On-going programs in Yemen, Bahrain and Oman and are all part of the implementation of ILO's Strategic Plan. ***(Economic Growth)***

- Continuing emphasis on Decent Work Country Programs, which are a results-based management tool for delivering an integrated ILO program of assistance to member states that focuses on a limited number of areas in response to national priorities. ***(Economic Growth)***

- Supporting the creation of sustainable, decent jobs at small and medium-sized enterprises in the private and informal sectors through training, technical assistance, and the development of favorable legal and regulatory environments. ***(Economic Growth)***

- Promoting positive changes in member state policies, legislation, program or institutions aimed at bringing about significant improvements in equity between women and men in the world of work. ***(Governing Justly and Democratically)***

Management Reform

The U.S. has continued to work with ILO management and other Member States to implement the eight goals of our United Nations Transparency and Accountability Initiative (UNTAI). The purpose of UNTAI is to improve ILO's performance by increasing the accuracy of information; enhancing operational efficiency and effectiveness; bolstering oversight and ethics systems; and strengthening governance. In 2009, we rated ILO's progress as follows:

- ***Some progress*** for one goal (administrative support costs);
- ***Extensive progress*** for five goals (independent internal oversight, disclosure of internal audits, public access to information, ethics function, public sector accounting standards); and
- ***Complete*** for two goals ("whistleblower" protections and financial disclosures).

Principal Partners and Benefits

U.S. Department of Labor	U.S. Department of State
U.S. Department of Commerce	Domestic Policy Council
National Security Council	USAID
U.S. business community	U.S. organized labor

ILO is an important U.S. partner for labor and employment-related programs such as the IPEC program. The U.S. is a major contributor to ILO programs to eradicate child labor. Since 1995, Congress has appropriated approximately $720 million to the Labor Department to support efforts to combat exploitive child labor internationally. The largest share of these funds has gone to support the work of the ILO's IPEC program. ILO is an asset to the U.S. in the implementation of fair labor standards for U.S. Free Trade Agreements. No other international organization has the experience or the expertise to perform this work.

Explanation of Estimate

The FY 2011 request provides for the U.S. assessed contribution to ILO for calendar year 2010, the first year of ILO's 2010-2011 biennial budget. The assessed budget level represents an increase of 3.6 percent for the biennium (or 1.8 percent per year) over the 2008-2009 biennial budget, due primarily to rising costs of staff, field offices, and inflationary cost increases. However, once the dollar-denominated budget was re-costed and converted to assessments in Swiss Francs, the re-costed budget projects a slight decline in the U.S. assessment in FY 2011.

Detailed Computation of Estimate	FY 2009 Actual	FY 2010 Enacted	FY 2011 Request
Assessment Against Members (in Swiss Francs)	392,535	394,668	388,796
United States % Share	22	22	22
United States Assessment (in Swiss Francs)	86,358	86,826	85,535
Approx. Exchange Rate (Swiss Francs to $1)	1.0902	1.0334	1.004
U.S. Requirement in Dollars	79,211	84,020	85,194

CONTRIBUTIONS TO INTERNATIONAL ORGANIZATIONS

Detailed Computation of Estimate	FY 2009 Actual	FY 2010 Enacted	FY 2011 Request
Amount for Prior Year Arrears	14,714	0	0
Total Including Prior Year Arrears	93,925	0	0

International Maritime Organization

London, England

($ in thousands)

Computation of Estimate	FY 2009 Actual	FY 2010 Enacted	FY 2011 Request
U.S. Requirements in Dollars	1,318	1,432	1,530

Peace and Security: The International Maritime Organization (IMO) promotes world security by assisting nations around the world with protecting the world's shipping lanes. IMO sets standards and coordinates international efforts to protect the world's maritime transportation system from terrorism and other security threats, such as preventing the use of commercial shipping as a platform for launching attacks on the United States and other countries.

Economic Growth: IMO promotes safe and secure water-borne transportation by leading international efforts to improve the safety of ships, ports, and maritime facilities. IMO develops mandatory ship design and operating standards, builds competency and governance in developing countries, and facilitates training of seafarers to create a "culture of safety" at sea, reducing losses to individuals and companies and reducing the costs of shipping for U.S. businesses that move goods by sea. IMO also leads global efforts to reduce pollution and prevent environmental disasters from international shipping, helping to keep oceans and environmentally sensitive coastlines pristine and productive.

Accomplishments and Priorities

Recent accomplishments by IMO include:

- Continued efforts to bring regional countries and international shipping nations together to address the issue of piracy off the coast of Somalia and in Western Africa, particularly in the gulf of Guinea. **(Peace and Security; Economic Growth)**

- Adopted the Hong Kong International Convention for the Safe and Environmentally Sound Recycling of Ships to establish standards for safe and environmentally sound ship recycling. **(Economic Growth)**

- Continued audits by IMO-sponsored audit teams under the Voluntary Member State Audit Scheme to promote full and complete compliance with mandatory IMO instruments, including new security standards. **(Peace and Security; Economic Growth)**

- Developed the International Ship and Port Facility Security Code, which is binding on 158 nations and requires risk assessments and application of appropriate measures to address security risks associated with ships and ports. **(Peace and Security)**

- Adopted comprehensive amendments to the International Convention for the Prevention of Pollution from Ships that will significantly reduce the emissions of sulfur oxides, nitrous oxides, and particulate matter from international shipping. **(Economic Growth)**

- Adopted a Convention on the Removal of Wrecks, which sets uniform international rules on the prompt and effective removal of wrecks from the proximity of nations' coastlines. The convention will apply to an estimated thirteen hundred wrecks. **(Economic Growth)**

Current and future priorities include:

- Continuing efforts to fight piracy and armed robbery at sea in the Malacca Straits, off the Somali coast, and in Western Africa, reducing potential threats to supplies of oil, humanitarian shipments, and vital commodities. **(Peace and Security; Economic Growth)**

- Implementing long-range tracking for security and search and rescue purposes, a U.S. initiative to widen the safety zone for ships approaching U.S. coasts. **(Peace and Security)**

- Completing designation of the North America Emission Control Area to apply the most stringent air emission standards for nitrous oxides, sulfur oxides, and particulate matter off the coasts of the United States and Canada. **(Economic Growth)**

- Expanding the technical cooperation program in order to increase the capacity, competency and governance of developing countries to implement IMO mandatory instruments fully. **(Economic Growth)**

- Continuing efforts to promote the control and reduction of the emission of greenhouse gases from international shipping. **(Economic growth)**

- Continuing efforts to review and revise the Safety of Life at Sea Convention and the Standards of Training, Competency and Watchkeeping Code in order to improve training standards and enhance the competency of seafarers in international shipping. **(Economic Growth)**

- Expanding IMO-sponsored academic programs and enrollments at the World Maritime University, International Maritime Law Institute, and International Maritime Academy. **(Investing in People)**

Principal Partners and Benefits

U.S. Maritime Administration
U.S. owners of maritime facilities
U.S. cruise ship operators and passengers
U.S. maritime equipment and electronics industries
U.S. Navy
U.S. Coast Guard
U.S. coastal states and port cities

The overwhelming majority of ships that call at U.S. ports are foreign-flagged and foreign-crewed. U.S. leadership at IMO is vital to global efforts to ensure that foreign seafarers and foreign-flagged ships meet international standards for safety, security, and environmental protection. U.S. participation on the IMO Governing Council depends on the timely payment of the U.S. assessed contribution. Late payment or withdrawal from IMO could undermine U.S. participation in an important forum that ensures that other nations meet standards and contribute to maritime security and the safety of U.S. passengers and cargo.

Explanation of Estimate

The FY 2011 request provides for the U.S. assessed contribution to IMO for calendar year 2011, the second year of IMO's 2010-2011 biennial budget. The request reflects increases in the assessed budget of nine percent in 2010 and 5.6 percent in 2011 due to mandatory cost increases related to

salaries, other unavoidable inflationary increases, and a corresponding decrease in income from sources other than assessed contributions.

Detailed Computation of Estimate	FY 2009 Actual	FY 2010 Enacted	FY 2011 Request
Assessment Against Members (in Pounds)	25,436	27,748	29,308
United States % Share	3.18	3.18	3.18
United States Assessment (in Pounds)	809	882	932
Approx. Exchange Rate (Pounds to $1)	0.6138	0.6159	0.609
U.S. Requirement in Dollars	1,318	1,432	1,530

International Telecommunication Union

Geneva, Switzerland

($ in thousands)

Computation of Estimate	FY 2009 Actual	FY 2010 Enacted	FY 2011 Request
U.S. Requirements in Dollars	9,244	9,630	10,130

Economic Growth: The International Telecommunication Union (ITU) promotes transparent and pro-competitive regulatory policies for global telecommunication services. ITU facilitates connectivity and interoperability of the world's telecommunications networks, including the Internet, and promotes telecommunications spectrum and standards worth billions of dollars to the U.S. telecommunications industry. ITU also provides technical assistance to help developing countries mobilize the material, human and financial resources needed to improve access to telecommunications services around the world.

Peace and Security: ITU facilitates radio-frequency spectrum allocations for military and commercial radio services among member states, including satellite and radar telecommunications. ITU also facilitates development of treaty provisions that allow for new military and scientific uses of telecommunications spectrum at treaty-based conferences. These spectrums are vitally important to U.S. defense and intelligence agencies' communications capabilities.

Accomplishments and Priorities

Recent accomplishments by ITU include:

- Facilitated global discussions at the April 2009 World Telecommunication Policy Forum, including discussions on emerging telecommunications regulatory issues, Internet public policy issues, the effect of information and communication technology on the environment, Next Generation Networks and convergence, and International Telecommunications Regulations. **(Economic Growth)**

- Managed the international radio frequency spectrum and satellite orbit allocations, ensuring that navigation systems for commercial, military and maritime assets function smoothly. The U.S. works through the ITU to obtain and protect the necessary radio-communication spectrum to satisfy the U.S. need for ongoing and future space and commercial systems. **(Economic Growth; Peace and Security)**

- Published a set of best practices for governments to follow when setting up a national Cybersecurity plan. This document was written under U.S. leadership and reflects U.S.

concepts of Cybersecurity and critical information infrastructure protection, resulting is better prospects for consistent views of Cybersecurity measures internationally**. (Economic Growth, Peace and Security)**

- Expanded a Global Cyber Security Agenda to promote better security of global telecommunications networks and services in response to the UN World Summit on the Information Society and the World Telecommunication Development Conference, in particular by encouraging the extension of the U.S. Computer Security Incident Response Team concept to developing countries. Global network improvements are crucial to advancing secure access to the Internet. **(Economic Growth, Peace and Security)**

- Completed projects in the development sector of the ITU (ITU-D) in over 60 developing countries focused on reforming their telecommunication sectors. The projects reflect U.S. priorities for international capacity building, network security and infrastructure development. **(Economic Growth)**

- Continued a long-term partnership with the U.S. Telecommunication Training Institute to channel U.S-based telecommunication management, policy and technical training identify to talented professionals from developing countries. Over 900 individuals received training in 80 courses, increasing worldwide adoption of the U.S. approach to telecommunications policy. **(Economic Growth)**

- Partnered with many U.S. companies to train thousands of individuals and promote projects that bring computer hardware and Internet connectivity to schools, hospitals and libraries in developing countries at little or no cost. **(Economic Growth)**

Current and future priorities include:

- Coordinating cyber security and infrastructure development throughout the world, through partnerships with the private sector, member states and other international organizations, in order to promote telecommunications as a secure and reliable tool. **(Economic Growth)**

- Implementing initiatives approved at the World Telecommunication Development Conference (WTDC) in 2006 to expand economic opportunities, and preparing for the 2010 WTDC. The U.S. will seek to ensure that activities and development assistance support good governance, transparent and stable regulatory environments**. (Economic Growth)**

- Continuing the expansion of U.S.-led work in Cybersecurity best practices, increasing the prospect that ITU reflects U.S. priorities in international standardization based on U.S. concepts of Cybersecurity. **(Economic Growth)**

- Developing standards for continued development of next generation networks to support uninterrupted network access for nomadic users. **(Economic Growth)**

Management Reform

ITU has recently initiated several management reforms, including:

- Adopting in principle the implementation of an independent audit committee to provide internal oversight for the organization;

- Creating an Ethics Officer position along and adopting policies surrounding financial disclosure of assets (conflict of interest) and protection of staff from retaliation (whistle blowing protections).

- Adoption of results-based budgeting to link the financial, strategic and operational plans of the organization;

- Initiating meetings of the ITU Council Working Group on Management and Budget, to review the ITU's staff contract and personnel practices, and other management and budget issues; and

- Formation of a new council oversight group made up of selected member states to provide greater oversight of ITU policies and activities between Council sessions.

Principal Partners and Benefits

U.S. Department of Defense
U.S. Department of Homeland Security
U.S. Department of Commerce
U.S. state and local governments
National Aeronautics and Space Administration
Federal Communications Commission
U.S. intelligence and law enforcement agencies
U.S. Department of State

ITU's constituency includes virtually all U.S. telecommunications and information communications technology companies. ITU's work in support of radio spectrum management, telecommunications standards, and Internet governance is essential to advancing U.S. strategic priorities for economic growth and national security. The U.S. telecommunications industry is highly dependent upon ITU for radio spectrum management, an area that is also vitally important to U.S. defense, intelligence and aeronautics agencies. The use of ITU-allocated spectrum and global standards is worth billions of dollars to the U.S. telecommunications industry. Substantial arrears or U.S. withdrawal from ITU could severely diminish U.S. influence in setting global regulations and standards that fundamentally impact U.S. business interests and telecommunications systems, including satellite transmissions, air traffic control, and emergency communications systems.

Explanation of Estimate

The FY 2011 request provides for 70 percent of the U.S. assessed contribution to ITU for calendar year 2010, which is deferred from the previous fiscal year, plus 30 percent of the U.S. assessed contribution for calendar year 2011. U.S. payments to ITU became partially deferred in FY 2006. Calendar year 2011 is the second year of ITU's 2010-2011 biennial budget.

Detailed Computation of Estimate	FY 2009 Actual	FY 2010 Enacted	FY 2011 Request
Assessment Against Members (in Swiss Francs)	128,447	129,924	129,924
United States % Share	7.4272	7.3428	7.3428
United States Assessment (in Swiss Francs)	9,540	9,540	9,540
Interest on Arrears	295	408	408
U.S. Requirement (in Swiss Francs)	9,835	9,948	9,948
Approx. Exchange Rate (Swiss Francs to $1)	1.0359	1.031	1.004
U.S. Requirement in Dollars	9,494	9,649	9,908
Fiscal Year 2008 Deferral	6,605	0	0
Fiscal Year 2009 Deferral	(6,854)	6,854	0
Fiscal Year 2010 Deferral	0	(6,873)	6,873
Fiscal Year 2011 Deferral	0	0	(6,651)
U.S. Requirement in Dollars After Deferral	9,244	9,630	10,130

CONTRIBUTIONS TO INTERNATIONAL ORGANIZATIONS

Detailed Computation of Estimate	FY 2009 Actual	FY 2010 Enacted	FY 2011 Request
Amount for Prior Year Arrears	1,245	0	0
Total Including Prior Year Arrears	10,489	0	0

United Nations Educational, Scientific and Cultural Organization

Paris, France

($ in thousands)

Computation of Estimate	FY 2009 Actual	FY 2010 Enacted	FY 2011 Request
U.S. Requirements in Dollars	75,935	80,915	84,831

Investing in People: The United Nations Educational, Scientific and Cultural Organization (UNESCO) promotes literacy initiatives and access to quality education and communications technologies. UNESCO conducts education programs in over 46 countries, including teacher training and programs focused on women and girls. UNESCO is leading the Education for All initiative, which helps countries focus on achieving six education goals, including enrollment in primary education, youth and adult literacy, and early childhood education. UNESCO's goal of promoting access to quality educational opportunities for children is fundamental to U.S. ideals and the advancement of personal, economic and political freedom.

Governing Justly and Democratically: UNESCO promotes free and independent media, respect for human rights, and universal values of justice, freedom and human dignity. UNESCO supports the preservation and protection of outstanding cultural and natural heritage. UNESCO also supports journalists covering elections and conflicts in many regions of the world.

Economic Growth: UNESCO promotes sustainable development through IOC-based programs, which utilize satellite data for management of natural resources including ecosystems and coastal environments; it also promotes capacity-building in the science and engineering fields, including biotechnology and fresh water research and management. UNESCO's programs help nations develop and maintain the infrastructure necessary to support economic growth.

Accomplishments and Priorities

Recent accomplishments by UNESCO include:

- Continued its key literacy program, the Literacy Initiative for Empowerment (LIFE), which serves as the Organization's major deliverable for the UN Literacy Decade. Presented a mid-decade progress report to the UN General Assembly. **(Investing in People)**

- Strengthened the Teacher Training Initiative in sub-Saharan Africa, a program designed to improve teacher training in the region. Focused on improving the relevance of the curriculum and targeted the disadvantaged through non-formal education programs and entrepreneurial education **(Investing in People)**

- Supported the rebuilding of education systems in areas affected by war and conflict by developing curricular and textbook frameworks and creating education management systems. **(Investing in People)**

- Provided training and assistance in support of independent media in Southeast Europe, Angola, the Great Lakes Region of Africa, the Middle East, East Timor and Afghanistan.

UNESCO's assistance included training and guidance on covering elections and ensuring the safety of journalists in conflict situations. **(Governing Justly and Democratically)**

- Increased the number of people with access to potable water through advanced water management, education, governance training and capacity building. The UNESCO Institute for Water Education confers degrees on hundreds of professionals from developing countries every year, nearly all of whom return home to jobs of greater responsibility. **(Economic Growth)**

- Advanced programs that reinforce U.S. ocean priorities, including disaster mitigation and data exchange through the Intergovernmental Oceanographic Committee, the lead body for developing the Tsunami Warning System worldwide. **(Economic Growth)**

- Launched a key partnership between Google and UNESCO's World Heritage Program, which makes it possible for internet users to visit 18 of the 890 World Heritage properties via Google's Street View interface. All other sites on the list will be displayed on the Google Earth and Google Maps interfaces. **(Economic Growth)**

Current and future priorities include:

- Strengthening teacher training, textbooks, and curricula to promote education consistent with democratic ideals and undercut hate and extremism. UNESCO's influence in education and cultural establishments of developing countries, especially in the Middle East, offers opportunities to advance U.S. counter-terrorism objectives. **(Governing Justly and Democratically)**

- Promoting democracy and human rights, including in Iraq, Afghanistan, and other post-conflict countries, through civic education programs and local media development programs committed to the free flow and exchange of information. **(Governing Justly and Democratically)**

- Creating a crosscutting initiative in the education, science, and communication sectors that increases access to quality education through information and communication technologies. **(Investing in People)**

- Increasing UNESCO's role in promoting gender equality to include promoting girls' education, adult female literacy, and the inclusion of women in scientific and engineering work. **(Investing in People)**

Management Reform

UNESCO continues to enact reforms that promote efficiency, effectiveness and accountability. UNESCO has also taken steps to strengthen its ethics program including developing additional training opportunities and financial disclosure arrangements for staff performing sensitive functions. The organization has strengthened its internal control framework, clarifying roles and improving accountability. UNESCO also continues to implement its human resources reform policy framework, with a focus on performance assessment. In 2009, UNESCO established the Oversight Advisory Committee, which provides guidance to the Director-General on oversight issues as a standing committee.

Principal Partners and Benefits

U.S. Department of Education	U.S. Department of the Interior
U.S. Patent and Trademark Office	U.S. Army Corps of Engineers

CONTRIBUTIONS TO INTERNATIONAL ORGANIZATIONS

U.S. Library of Congress
National Academies of Science
National Science Foundation
The Smithsonian
World Press Freedom Committee
International Council of Science
Americans for UNESCO
Amnesty International
Nat'l Oceanographic and Atmospheric Administration
National Endowment for the Humanities
National Aeronautics and Space Administration
Institute of Museum and Library Services
Reporters Without Borders International
International Federation of the Red Cross/Crescent
Rotary International

U.S. leadership has been most evident in the education sector. The U.S. has had a key role in ensuring that the literacy initiative includes measurable outcomes and results, and that the program is implemented in phases allowing UNESCO to learn from each successive phase. Without the U.S. working to promote effective programs in literacy, civic education, teacher training, curriculum reform, and HIV/AIDS education, these initiatives, which combat terrorism and promote economic development, could likely be replaced with other program priorities. Without U.S. participation, a strong voice for country-driven strategies and effective governance could be missing from deliberation on key issues such as school fee abolition and resource mobilization. Backed by the knowledge and experience of USAID, the U.S. is a strong advocate within UNESCO for effective governance in education finance and assistance.

Explanation of Estimate

The FY 2011 request provides for the U.S. assessed contribution for calendar year 2010, the first year of the 2010-2011 biennium. The increase in 2010 includes additional resources for strengthening activities under the Education sector and reflects updated inflation data.

Detailed Computation of Estimate	FY 2009 Actual	FY 2010 Enacted	FY 2011 Request
Assessment Against Members (in Euros)	156,277	156,277	161,725
United States % Share	22	22	22
United States Assessment (in Euros)	34,381	34,381	35,580
Less: Prior Year Credit/Surplus	(4)	0	0
U.S. Requirement (in Euros)	34,377	34,381	35,580
Approx. Exchange Rate (Euros to $1)	0.7458	0.6732	0.665
U.S. Requirement in Dollars	46,092	51,068	53,504
Assessment Against Members (in Dollars)	135,665	135,665	142,395
United States % Share	22	22	22
United States Assessment (in Dollars)	29,846	29,846	31,327
Less: Prior Year Credit/Surplus	(3)	0	0
Total U.S. Requirement in Dollars	75,935	80,915	84,831
Amount for Prior Year Arrears	13,596	0	0
Total Including Prior Year Arrears	89,531	0	0

CONTRIBUTIONS TO INTERNATIONAL ORGANIZATIONS

Universal Postal Union

Bern, Switzerland

($ in thousands)

Computation of Estimate	FY 2009 Actual	FY 2010 Enacted	FY 2011 Request
U.S. Requirements in Dollars	2,117	2,099	2,254

Economic Growth: The Universal Postal Union (UPU) sets standards for the worldwide postal system that facilitates exchanges of mail across national borders. The worldwide postal system contributes to economic growth in the U.S. by facilitating speedy delivery of mail and maintaining affordable international postage rates for U.S. mailers. UPU also assists member states with securing and improving postal services within their borders.

Peace and Security: UPU promotes measures that improve the security of member state postal services and international exchanges of mail. Security of the international postal network directly benefits other important sectors of the global economy, such as civil aviation.

Accomplishments and Priorities

Recent accomplishments by UPU include:

- Implemented the deployment of performance measurement systems for inbound international mail to middle-income countries in addition to systems already in operation in industrialized countries, producing major gains in the speed and quality of international mail service to the benefit of mailers in the U.S. and other countries. **(Economic Growth)**

- Developed a system for measuring the attainment of the UPU's strategic goals by individual member countries and postal administrations, through means such as publication of report cards on key indicators including quality of service performance, data transmission levels and universal service legislation. **(Economic Growth)**

- Took further steps to align compensation paid (terminal dues) to postal administrations for delivery of inbound international mail more closely with actual costs. Designed a system for classifying postal administrations according to how well terminal dues align with costs, allowing incrementally greater private sector access to postal delivery markets. **(Economic Growth)**

- Developed specific plans to promote the transmission of electronic data on individual postal items for customs purposes similar to those required for commercial items carried by private sector delivery firms. **(Peace and Security)**

Current and future priorities include:

- Completing the deployment of postal performance measurement systems to middle income countries, to be followed by roll-out to large developing nations. **(Economic Growth)**

- Pursuing the development of country-specific terminal dues that are more closely aligned with actual costs coupled with expansion of pay-for-performance arrangements. The lower rates and better service generate by pay-for-performance benefit U.S. senders of international mail. **(Economic Growth)**

- Increasing security measures for the international postal network, including deployment of systems to collect data on items of outbound and inbound international mail, and regional

training programs for monitoring security levels in postal services worldwide. **(Peace and Security)**

Management Reform

The UPU Council of Administration has created ad hoc groups with responsibility for studying the creation of an audit advisory committee and for addressing human resource issues at the UPU Secretariat. The Council of Administration continues to monitor implementation of 2008 management recommendations by the Joint Inspection Unit, including recommendations on ethics. The UPU Secretariat appointed an ethics officer in 2008, and adopted procedures for senior officials to submit financial disclosure statements.

Principal Partners and Benefits

U.S. Postal Service
U.S. Department of Commerce
U.S. Department of Justice
U.S. postal equipment suppliers
U.S. Postal Regulatory Commission
U.S. Customs and Border Protection
Office of the U.S. Trade Representative
U.S. bulk mailers and private courier firms

UPU supports a worldwide postal network that currently enables delivery of over seven billion pieces of international mail annually. The U.S. has been a member of UPU since its formation in 1874. It is estimated that postal services in the U.S. private sector represent $900 billion per year, roughly nine percent of GDP in a sector that employs 9 million people nationwide. Without the benefits of membership in UPU, the U.S. would have to conclude bilateral postal agreements with more than 200 separate postal administrations. The likely result would be that U.S. mailers could pay considerably higher international postage rates.

Explanation of Estimate

The FY 2011 request provides for 70 percent of the U.S. assessed contribution to UPU for calendar year 2010, which is deferred from FY 2010, plus 30 percent of the assessed contribution for calendar year 2010. U.S. payments to UPU became partially deferred in FY 2006. The UPU assessed budget has nearly adhered to zero growth since the 1990s. The UPU regular budget is assessed according to contributory units. For 2010, the amount of the contributory unit increases by 2.5 percent to 40,993 Swiss Francs. The U.S. share of the assessed budget is 50 contributory units.

Detailed Computation of Estimate	FY 2009 Actual	FY 2010 Enacted	FY 2011 Request
Assessment Against Members (in Swiss Francs)	35,438	35,438	35,439
United States % Share	5.6422	5.9252	5.9252
United States Assessment (in Swiss Francs)	2,000	2,100	2,100
English Translation Service	75	75	75
Interest on Arrears	152	64	64
U.S. Requirement (in Swiss Francs)	2,227	2,239	2,239
Approx. Exchange Rate (Swiss Francs to $1)	1.0927	1.0313	1.004
U.S. Requirement in Dollars	2,038	2,171	2,230
Fiscal Year 2008 Deferral	1,495	0	0
Fiscal Year 2009 Deferral	(1,416)	1,416	0
Fiscal Year 2010 Deferral	0	(1,488)	1,488
Fiscal Year 2011 Deferral	0	0	(1,464)

CONTRIBUTIONS TO INTERNATIONAL ORGANIZATIONS

Detailed Computation of Estimate	FY 2009 Actual	FY 2010 Enacted	FY 2011 Request
U.S. Requirement in Dollars After Deferral	2,117	2,099	2,254
Amount for Prior Year Arrears	239	0	0
Total Including Prior Year Arrears	2,356	0	0

World Health Organization

Geneva, Switzerland

($ in thousands)

Computation of Estimate	FY 2009 Actual	FY 2010 Enacted	FY 2011 Request
U.S. Requirements in Dollars	106,573	106,573	109,403

Investing in People: The World Health Organization (WHO) leads international efforts to prevent, control, and eradicate disease, including major killers such as HIV/AIDS, tuberculosis and malaria; eradicable diseases such as polio and measles; and emerging diseases such as pandemic influenza. WHO collaborates with health ministries on technical cooperation programs, as well as 1,200 leading health-related institutions around the world that are designated as WHO collaborating centers. WHO establishes standards on drug and food safety, best practices on public health, and addresses lifestyle factors such as smoking, poor diet, and lack of physical activity. The U.S. benefits from WHO-sponsored efforts to limit the spread of pandemic influenza and other emerging diseases and health threats around the world.

Accomplishments and Priorities

Recent accomplishments by WHO include:

- Coordinated the worldwide response to the H1N1 outbreak; declaring H1N1 the first "pandemic" under the International Health Regulations and ensuring close collaboration with affected countries, vaccine manufacturers, and donors in order to facilitate access to vaccines needed in developing countries. ***(Investing in People)***

- Intensified global measles vaccination coverage in 2008 to 83 percent of the world's children in partnership with U.S. and other agencies, compared with 72 percent in 2000, with the greatest improvements in the Middle Eastern region, which reported global measles deaths fell by 74 percent in one year due to child immunization campaigns. ***(Investing in People)***

- Continued to spearhead global polio eradication efforts. Since the launching of the Polio Eradication Initiative, the number of polio cases has fallen 99 percent, from more than 35,000 in 1998 to under 700 in 2008. ***(Investing in People)***

- Eliminated leprosy in nine of eleven Member States in Southeast Asia and achieved a four percent drop in leprosy worldwide from 2006 to 2007, the latest year for which complete data are available. ***(Investing in People)***

- Made significant progress with partners in delivering malaria interventions to show measurable reductions in the malaria burden in 9 African countries and 29 countries outside Africa. ***(Investing in People)***

- Continued to promote the Framework Convention on Tobacco Control, the first global health treaty, which has been ratified by 168 countries as of the end of 2009, and has provided a firm

basis for those nations to enact strong legislation, policies and concerted action against tobacco. ***(Investing in People)***

- Raised immunization levels of the world's children from 20 percent in 1980 to over 80 percent today in collaboration with UNICEF, U.S. agencies and other partners. ***(Investing in People)***

- Continued to support African countries in adopting a road map for accelerating progress towards the attainment of the Millennium Development Goals related to maternal and newborn health. ***(Investing in People)***

- Continued to promote Member State implementation of the International Health Regulations and their development of core competencies, which enable improved global surveillance, reporting, and response to public health events of international concern. ***(Investing in People)***

Current and future priorities include:

- Completing the job of polio eradication, allowing tens of millions of dollars to shift to other public health needs. ***(Investing in People)***

- Preventing an epidemic of H5N1 highly pathogenic avian influenza by continuing to work with countries and other organizations on preparedness plans and applying lessons-learned from the H1N1 pandemic. ***(Investing in People)***

- Containing and controlling outbreaks of diseases and other public health events of international concern through International Health Regulations that give the WHO director general new authority to make recommendations in public health emergencies. ***(Investing in People)***

- Extending U.S. disease surveillance capacity through the WHO Global Outbreak Alert and Response Network, which links a large number of partners worldwide for the rapid identification and coordinated response to increased health threats. ***(Investing in People)***

- Promoting improved access to affordable drugs and protecting drug patents by engaging with member states and the largely U.S.-based global pharmaceutical industry. ***(Investing in People)***

- Continuing to focus on activities that address non-communicable diseases such as cardiovascular diseases, diabetes, and cancer, reflecting the rise in these diseases. ***(Investing in People)***

- Supporting the Global Outbreak Alert and Response Network, which links a large number of partners worldwide for the rapid identification and coordinated response to increased health threats. ***(Investing in People)***

- Promoting improved access to affordable drugs and protecting drug patents by engaging with member states and the largely U.S.-based global pharmaceutical industry. ***(Investing in People)***

CONTRIBUTIONS TO INTERNATIONAL ORGANIZATIONS

Management Reform

WHO has undertaken a comprehensive approach to strengthening institutional integrity through strategic planning, results-based management, internal and external oversight, and human resources reforms. In 2009, WHO's governing body agreed to establish and set terms of reference for an independent expert oversight advisory committee, which will serve as an audit committee. The organization is also implementing a whistleblower protection policy and has implemented financial disclosure requirements.

Principal Partners and Benefits

U.S. Department of Health and Human Services
U.S. Agency for International Development
U.S. pharmaceutical and medical industries
U.S. Centers for Disease Control and Prevention
Office of the U.S. Trade Representative
U.S. Food and Drug Administration
U.S. National Institutes of Health
U.S. Environmental Protection Agency

Addressing the rapid spread of disease across borders requires international cooperation. The U.S. benefits from WHO-sponsored cooperation on vital aspects of global health security, including containment of the HIV/AIDS pandemic, preventing the spread of avian influenza and other emerging diseases, as well as addressing long-term threats to health, such as bio-terrorism and the spread of chronic diseases. Substantial arrears or withdrawal by the U.S. could impact WHO's ability to operate and compromise the effectiveness of its programs. Lack of U.S. participation in a WHO-coordinated global response to a major disease outbreak could significantly impair the ability of the U.S. to protect its citizens both at home and abroad.

Explanation of Estimate

The FY 2011 request provides for the U.S. assessed contribution to the WHO regular budget for calendar year 2010, the first year of WHO's 2010-2011 biennial budget. All WHO member states receive a credit towards their assessed contribution based on the current sum to their credit in the Tax Equalization Fund. The Tax Equalization Fund creates pay parity for staff regardless of whether they are required to pay national income taxes on their WHO salary. For the U.S. and other member states that require staff members to pay income taxes on their WHO salaries, their credit is adjusted to offset the amount WHO pays to reimburse these staff members. The adjustment for the U.S. changes significantly in 2010, reducing the amount of the credit by over 60 percent.

Detailed Computation of Estimate	FY 2009 Actual	FY 2010 Enacted	FY 2011 Request
Assessment Against Members (in Dollars)	504,420	504,420	504,420
United States % Share	22	22	22
United States Assessment (in Dollars)	110,972	110,972	110,972
Less: Tax Equalization Fund Credit	(4,399)	(4,399)	(1,569)
U.S. Requirement in Dollars	106,573	106,573	109,403
Amount for Prior Year Arrears	6,653	0	0
Total Including Prior Year Arrears	113,226	0	0

CONTRIBUTIONS TO INTERNATIONAL ORGANIZATIONS

World Intellectual Property Organization

Geneva, Switzerland

($ in thousands)

Computation of Estimate	FY 2009 Actual	FY 2010 Enacted	FY 2011 Request
U.S. Requirements in Dollars	1,041	1,103	1,134

Economic Growth: The World Intellectual Property Organization (WIPO) provides systems for registering and protecting patents, trademarks and industrial designs internationally. These systems open markets, encourage international investment, and preserve economic benefits for originators of intellectual property. Thousands of U.S. patent and trademark filers depend on WIPO-administered systems for patent and trademark protection around the world.

Governing Justly and Democratically: WIPO provides training and workforce development projects that reinforce international protection of intellectual property rights through legal and judicial reforms in countries around the world. WIPO also provides dispute resolution services that offer litigants an alternative to costly court proceedings.

Accomplishments and Priorities

Recent accomplishments by WIPO include:

- Obtained European Union ratification of the WIPO Copyright Treaty (WCT) and the WIPO Performances and Phonograms Treaty (WPPT), otherwise known as the Internet Treaties, bringing the number of ratifying entities to 88 for the WCT and 86 for the WPPT as of December 2009. ***(Economic Growth)***

- Administered nearly 164,000 applications for patent protection under the Patent Cooperation Treaty System in 2008, the latest year for which data was available, a 2.4 percent increase over 2007. Inventors in the U.S. filed 53,521 applications, by far the largest number of any country. A total of 139 countries have ratified the Patent Cooperation Treaty, including Chile, Peru, and Thailand in 2009. ***(Economic Growth)***

- Launched an online patent information service, which will improve public access to information on patents filed and granted around the world. As of November 2009, the online service contained information on 1.6 million patent applications filed under the Patent Cooperation Treaty System, including data provided by patent offices in Cuba, Israel, the Republic of Korea, Mexico, Singapore, South Africa, and Vietnam. ***(Economic Growth)***

- Administered 42,075 applications for trademark protection under the Madrid System in 2008, the latest year for which data was available, a 5.3 percent increase over 2007. Businesses in the U.S. filed 3,684 applications, the third largest number of applications after Germany and France. With the accession of Ghana, Madagascar and Sao Tome and Principe, membership in the Madrid Union has increased to 84 countries. ***(Economic Growth)***

- Initiated useful and effective capacity building projects in developing countries in accordance with recommendations in the WIPO Development Agenda, furthering U.S. interests in promoting patent and trademark protection in the developing world. ***(Economic Growth)***

- Invested over 40 million dollars in development assistance projects during 2008-2009, targeting countries with potential markets for economic growth and international investment that would benefit from improved intellectual property infrastructure and increased national skill levels. ***(Economic Growth)***

- Extended the mandate of the Working Group on the Legal Development of the Madrid system for the registration of trademarks, which has adopted several improvements to this system for the international registration of trademarks. ***(Economic Growth)***

- Continued discussions of substantive patent law issues, including exploration of a role for WIPO in facilitating the sharing of search and examination results by national patent offices, reducing duplication of effort and helping to reduce backlogs of patent applications. ***(Economic Growth)***

- Facilitated international educational outreach initiatives and "best practices" that further the goals of protecting intellectual property rights and enabling small and medium-sized businesses to leverage intellectual property assets. ***(Economic Growth)***

- Trained thousands of individuals through WIPO's Worldwide Academy during 2008-2009. The training focused on intellectual property rights through on-site and distance learning courses, increasing skill levels and transparency in international filings. ***(Economic Growth)***

Current and future priorities include:

- Further streamlining of WIPO registration services in areas such as patents and trademarks, allowing increased access and cost efficiencies for filers. ***(Economic Growth)***

- Increasing technical assistance to developing countries to develop effective legal frameworks for combating counterfeiting and piracy, and to create a more transparent business environment for U.S. investors. ***(Governing Justly and Democratically)***

- Expanding training opportunities through partnerships, including collaboration with the U.S. Patent and Trademark Office, and helping to expand technical assistance on intellectual property issues, especially in Africa and Asia. ***(Economic Growth)***

- Increasing coordination on outreach among WIPO member countries, including increasing U.S. Embassy access to WIPO educational and training materials; increasing communication and awareness about member country initiatives and programs; and working with WIPO to connect NGOs, the private sector and U.S. officials engaged in outreach efforts. ***(Economic Growth)***

- Continuing discussions within the Intergovernmental Committee on Intellectual Property, Genetic Resources, and Traditional Knowledge that could lead to an environment of greater recognition and respect for the creative and innovative contributions of indigenous peoples and traditional communities. ***(Economic Growth)***

- Encouraging WIPO member states to ratify the WIPO Copyright Treaty and the WIPO Performances and Phonograms Treaty, in order to address key intellectual property rights issues in the digital environment. ***(Governing Justly and Democratically)***

Management Reform

The new WIPO Director-General has begun several initiatives to stimulate the development of a more responsive, accountable, and service-oriented culture: a new performance management and staff development system; financial disclosure requirements for senior management; the adoption of a Code of Ethics and an ethics officer position; the revision of the contractual framework for staff; complete revision of the Staff Rules and Regulations; and the creation of a customer service strategy and structure. WIPO is also undergoing a multi-year strategic realignment process that will, among

other things, address recommendations from an external evaluation of the organization's staffing structure.

Principal Partners and Benefits

U.S. Patent and Trademark Office
U.S. Biotechnology Industry Association
U.S. Library of Congress Copyright Office
Motion Picture Association of America
U.S. National Association of Broadcasters
U.S. International Intellectual Property Alliance
U.S. American Intellectual Property Law Association
U.S. Pharmaceutical Research and Manufacturing Association

The protection and enforcement of intellectual property rights is vitally important to the economic interests of thousands of U.S. patent and trademark filers including U.S. manufacturers, innovators, researchers, and the entertainment industry. U.S. representation in WIPO-facilitated negotiations on important issues such as filing requirements or fee amounts benefits U.S. innovators and entrepreneurs by protecting their ability to file for and obtain protection outside the United States. Substantial arrears or withdrawal from WIPO could affect U.S. patent and trademark holders who depend on WIPO for patent and trademark protection around the world.

Explanation of Estimate

The FY 2011 request provides funding for the U.S. assessed contribution to WIPO for calendar year 2010, the first year of WIPO's 2010-2011 biennial budget. The level of the WIPO assessed budget has not changed since 2002, and there is no increase in assessed contributions in calendar year 2010. Approximately 90 percent of WIPO's gross income (over 250 million Swiss Francs annually) comes from fees that WIPO charges applicants for trademark and patent protection.

Detailed Computation of Estimate	FY 2009 Actual	FY 2010 Enacted	FY 2011 Request
Assessment Against Members (in Swiss Francs)	17,237	17,237	17,237
United States % Share	6.6105	6.6105	6.6079
United States Assessment (in Swiss Francs)	1,139	1,139	1,139
Approx. Exchange Rate (Swiss Francs to $1)	1.0941	1.0326	1.004
U.S. Requirement in Dollars	1,041	1,103	1,134

World Meteorological Organization

Geneva, Switzerland

($ in thousands)

Computation of Estimate	FY 2009 Actual	FY 2010 Enacted	FY 2011 Request
U.S. Requirements in Dollars	12,216	13,077	13,460

Economic Growth: The World Meteorological Organization (WMO) facilitates free, real-time, unrestricted exchanges of weather-related data, products, and services. These data are critical to U.S. economic interests, particularly in the agricultural, aviation, shipping, energy, and defense sectors. WMO supports environmental protection efforts by serving as the Secretariat for the United Nations Intergovernmental Panel on Climate Change and the Group on Earth Observations.

CONTRIBUTIONS TO INTERNATIONAL ORGANIZATIONS

Humanitarian Assistance: WMO facilitates global exchanges of weather data, forecasts, and warnings. Real-time access to these data enables the U.S. to predict and prepare for severe weather events and natural disasters such as hurricanes, thus directly contributing to the protection of life and property in the United States and around the world.

Accomplishments and Priorities

Recent WMO accomplishments include:

- Hosted the World Climate Conference 3 which was attended by 13 heads of state and heads of government, 80 foreign ministers, and 2,500 scientists and climate stakeholders. Key outcomes included agreement to conduct an assessment of the global requirement for climate services. **(*Economic Growth and Humanitarian Assistance)***

- Coordinated sharing of meteorological data through a unique system that collects hundreds of thousands of observations from land and ship-based observers, automatic weather stations, satellites, and weather balloons and aircraft to form a constantly updated picture of the state of the atmosphere and the ocean surface. These data provide the basis for meteorological models used to create weather forecasts for the U.S. and its territories and interests abroad. (***Economic Growth and Humanitarian Assistance)***

- Continued to provide meteorological services to aviation. WMO works with the International Civil Aviation Organization to ensure that every aircraft undertaking an international trip has weather observations and forecasts that describe conditions en-route and at the destination. The U.S. relies on this weather information for aviation not only for air travel within the U.S. but also for domestic carriers travelling abroad. **(*Economic Growth)***

- Continued expanding the Severe Weather Forecasting Demonstration Project to the Southwest Pacific Small Island Developing States and Southwest Pacific countries in an effort to improve their meteorological services' ability to use current, affordable forecasting technologies to improve national weather and warning capabilities. ***(Humanitarian Assistance)***

- Continued implementation of the Global Climate Observing System, which provides atmospheric, oceanic, and terrestrial observations used by the Intergovernmental Panel on Climate Change and the UN Framework Convention on Climate Change assessments. ***(Economic Growth)***

- Facilitated ongoing exchanges of seasonal and longer-term weather data. The U.S. uses this data to predict droughts, develop seasonal outlooks, and assess potential weather and climate impacts of El Nino and La Nina events. These seasonal forecasts benefit U.S. agricultural interests by an estimated $265-300 million annually. ***(Economic Growth)***

Current and future priorities include:

- Continuing to improve the World Area Forecast System (WAFS), which assures the quality and consistency of en-route weather guidance for international aircraft operations. Updated WAFS products will enable U.S. and other airlines to access weather data more quickly and efficiently, thus increasing airline safety. ***(Economic Growth)***

- Enhancing the interoperability of WMO members' data management systems and earth observation programs in order to promote exchanges of global weather, water, and climate data, and to improve members' ability to work together on a range of weather and

environment related activities, including predicting and responding to natural disasters. ***(Economic Growth)***

- Working with the private sector to identify data requirements for the catastrophic insurance and weather risk management markets. ***(Economic Growth)***

- Continuing to strengthen the Global Telecommunication System by enabling it to handle additional natural hazard alerts and advisories. ***(Humanitarian Assistance)***

Management Reform

WMO has implemented numerous management reforms including:

- Requiring financial disclosure to promote increased transparency;
- Permanently fulfilling the role of ethics officer for the organization; and
- Establishing a policy for tenure of members of the WMO Audit Committee.

Principal Partners and Benefits

U.S. Geological Survey
U.S. Department of Agriculture
U.S. Federal Aviation Administration
U.S. Agency for International Development
U.S. National Aeronautics and Space Administration
U.S. National Oceanic and Atmospheric Administration
U.S. Department of Defense, Air Weather and Fleet Weather Agencies

The U.S. depends on WMO to coordinate global observation systems that monitor weather, climate, and environmental trends around the world. Substantial arrears or U.S. withdrawal from WMO could have a significant impact on the ability of U.S. federal agencies to obtain weather and climate data and could impact the quality of U.S. weather and marine forecasts. Withdrawal from WMO could also affect the ability of the U.S. to make informed policy determinations in areas such as food security, health and environment, foreign assistance, and travel safety.

Explanation of Estimate

The FY 2011 request provides for the U.S. assessed contribution to WMO for calendar year 2010, which is the first year of WMO's 2010-2011 biennial budget. There is no increase in the assessed budget or U.S. assessment for calendar year 2010 or 2011. WMO has maintained zero nominal growth budgets since the 1990s.

Detailed Computation of Estimate	FY 2009 Actual	FY 2010 Enacted	FY 2011 Request
Assessment Against Members (in Swiss Francs)	62,450	62,450	62,450
United States % Share	21.64	21.64	21.64
United States Assessment (in Swiss Francs)	13,514	13,514	13,514
Approx. Exchange Rate (Swiss Francs to $1)	1.1062	1.0334	1.004
U.S. Requirement in Dollars	12,216	13,077	13,460

CONTRIBUTIONS TO INTERNATIONAL ORGANIZATIONS

Organization of American States

Washington, D.C., United States

($ in thousands)

Computation of Estimate	FY 2009 Actual	FY 2010 Enacted	FY 2011 Request
U.S. Requirements in Dollars	46,757	47,100	48,160

Governing Justly and Democratically: The Organization of American States (OAS) advances democratic governance through electoral observations and special missions throughout the region, including Venezuela, Bolivia and Columbia. OAS also promotes human rights, including freedom of expression, in countries such as Cuba, through the Inter-American Commission on Human Rights.

Peace and Security: OAS has facilitated the resolution of armed and political conflicts in numerous Western Hemisphere nations. OAS addresses threats to hemispheric security on an on-going basis, including terrorism, narcotics, crime and security, man-portable air defense systems, and landmines.

Economic Growth: OAS promotes sustainable economic development among member states through its support of projects and programs that expand trade and tourism opportunities, increase competitiveness, and strengthen economic integration. The OAS is involved in monitoring and evaluating the effectiveness of Dominican Republic Central America Free Trade Agreement parties' progress toward meeting long-term work plan goals and objectives in the area of environmental law and enforcement. The OAS also maintains the Foreign Trade Information Website, which provides free, reliable, and easy access to key information on trade and trade related developments in the Americas to a wide range of users. Other important areas of support include preparations for the annual Private Sector Forum, tourism development projects, and capacity building training courses. Sustained economic growth is based on social justice and opportunity. The OAS has begun implementation of the Inter-American Social Protection Network initiative adopted by the Summit of the Americas, which includes poverty alleviation programs such as conditional cash transfers.

Accomplishments and Priorities

Recent accomplishments by OAS include:

- Established a ministerial-level meeting of Ministers Responsible for Public Security in the Americas to strengthen international cooperation to fight crime and promote security, and to support police professionalization, crime prevention, improved management of public security policies, and greater citizen and community involvement. ***(Peace and Security)***

- Organized the Fifth Summit of the Americas Private Sector Forum in Trinidad and Tobago to generate ideas and initiatives from the business community on enhanced economic growth, prosperity, and poverty reduction. ***(Economic Growth)***

- Launched the Inter-American Competitiveness Network at the 2009 Americas Competitiveness Forum to encourage dialogue on cooperation, to promote exchanges of best practices on public policies and to coordinate initiatives to strengthen competitiveness in the region. ***(Economic Growth)***

- In the wake of the Haiti earthquake, the OAS convened an Emergency Meeting of the OAS Group of Friends of Haiti, an ambassadorial-level advisory body to the OAS Secretary General, to discuss aid coordination and to urge support for governance in Haiti during this crisis. ***(Peace and Security)***

- Combated human trafficking by providing training courses for consular officials in member states, and promoting policies to enable member states to prevent and combat trafficking in persons. Held training sessions for prosecutors and investigators, plus regional seminars throughout the hemisphere, including Haiti. ***(Peace and Security)***

- Supported a hemispheric Anti-Corruption Fund to assist member states in fulfilling commitments under the 1996 Inter-American Convention Against Corruption, as well as implementing country specific recommendations via the follow-up mechanism. ***(Governing Justly and Democratically)***

- Approved $1.03 million to undertake urgent structural repairs to OAS buildings. Within the past two years, the General Secretariat has commissioned three studies on the state of repair of the OAS buildings. All three reports concluded that repairs are urgently needed. The latest report concludes that immediate repairs costing approximately $6 million are required now because the most acute problems constitute a serious threat to the health and safety of OAS employees, delegates, and visitors, and to the viability of OAS infrastructure. The overall cost of renovating the 100-year-old headquarters building and other properties is estimated at some $40 million, and OAS is investigating options for financing these repairs.

- Conducted electoral observation missions in member states, Bolivia, Grenada, and the Dominican Republic. ***(Governing Justly and Democratically)***

    - In Ecuador, observed approval of a constitutional referendum, and coordinated with the European Union and other international observers to pay particular attention to pre-election processes and the enforcement of campaign rules.

    - In El Salvador, organized and staged preliminary efforts to observe contentious legislative and presidential elections during 2009, in particular working to ensure a comprehensive presence throughout the pre-electoral process.

- Built capacity of the Haitian Provisional Electoral Council (CEP) to support its transformation to a Permanent Electoral Council. For the partial senatorial elections that took place on April 19, 2009, the OAS provided assistance in terms of the completion of the voters list, the printing of the voters list, and the establishment of the tabulation center on Election Day. ***(Governing Justly and Democratically)***

- Developed an "early warning system" to monitor the state of democracy in member states and address conflicts and threats to democracy under the Inter-American Democratic Charter. ***(Governing Justly and Democratically)***

- Increased contribution to the Inter-American Commission on Human Rights (IACHR), with special support to the IACHR's rapporteurs on freedom of expression, rights of women and Afro-descendents, and its unit for human rights defenders. ***(Governing Justly and Democratically)***

- Aided the reconstruction of civil registry information affected by Shining Path activities in Peru, and supported projects to secure universal birth registration records in the Caribbean through the Organization of Eastern Caribbean States. ***(Governing Justly and Democratically)***

Current and future priorities include:

- Reviewing OAS programs, budget, and mandates to address a projected significant budget shortfall in 2011. On August 11, 2009, the Committee on Administrative and Budgetary

Affairs (CAAP) created the Working Group on the Review of OAS Programs with a view to establishing a process in the medium terms for reviewing the program budgets for 2011 and beyond and for satisfying Member States' requests to have a results-based budget based on a thorough review of priorities of Member States. ***(Governing Justly and Democratically)***

- Channeling immediate humanitarian aid to Haiti through the Pan-American Development Foundation; providing support to the Government of Haiti in the aftermath of the earthquake in Port-au-Prince; focusing the Inter-American system on Haiti's long-term recovery and reconstruction. ***(Humanitarian Assistance)***

- Continuing to promote model legislation in OAS member states providing greater protections for secured financial transactions and governing the resolution of consumer complaints arising from cross-border commerce. ***(Economic Growth)***

- Continuing to deploy special "democracy practitioner" teams to states where democracy faces threats from the growing presence of alternate concepts such as the "participatory democracy" advocated by Venezuela and Bolivia. In addition, continuing the support of the development of stringent, consistent electoral observation mission standards and implementing a standard "electoral precepts" assessment protocol to objectively assess the "democratic" status of an election. ***(Governing Justly and Democratically)***

- Continuing engagement in Colombia to consolidate the democratic gains made in 2007 and 2008. Continuing efforts to strengthen civil registries and voter rolls in Haiti, the Eastern Caribbean, Paraguay, El Salvador and other member states. ***(Governing Justly and Democratically)***

- Continuing to support implementation of the U.S.-Brazil biofuels initiative and expanding assistance to all member states in establishing renewable energy programs. ***(Economic Growth)***

- Supporting the appropriate response to threats on freedom of expression and abuses by governments against their people, particularly in states such as Venezuela and Cuba. OAS will remain a strong voice for democratic transition in Cuba. ***(Governing Justly and Democratically)***

- Continuing to address the political dimensions of corruption that weaken democracy, through workshops for newly-elected legislators, draft model legislation and civil society strengthening. ***(Governing Justly and Democratically)***

- Continuing to enhance hemispheric cooperation and capacity-building in the areas of counter-terrorism, counter-narcotics and law enforcement to reduce illicit transnational activities that take advantage of porous borders and weak state institutions. In addition, continuing to support work on consolidation of drug abuse prevention programs, and expand programs to estimate economic loss of drug use. ***(Peace and Security)***

- Continuing to support ongoing mine clearance efforts in Colombia, which reduce the threat from landmines and explosive remnants of war present to civilian populations. ***(Peace and Security)***

- Continuing implementation of an anti-trafficking strategy that focuses on training officials to strengthen their government's capacity to resolve TIP cases. ***(Peace and Security)***

- Continuing to expand and improve capacity building training courses for mid-level professionals in areas such as teacher quality improvement, development of youth employment policies, and programs and in renewable energy. Building on the success of adapting Chilean poverty

program in the Caribbean, the Inter-American Social Protection Network will coordinate the exchange of best practices and assist member states in adapting successful programs. ***(Economic Growth)***

Principal Partners and Benefits

U.S. Department of Defense	U.S. Department of Homeland Security
U.S. Department of Commerce	U.S. Department of Education
U.S. Department of Energy	Office of the U.S. Trade Representative
Inter-American Development Bank	African Union
Amnesty International	Human Rights Watch

OAS enables the U.S. to pursue policy goals through engagement with the Summit of the Americas process and the Inter-American system. In the Americas, the U.S. policy in the region aims to build an inter-American community where all governments are elected and govern democratically and where all citizens have equal access to economic opportunity. OAS provides a forum for the U.S. to work with partners who share the determination to deliver the benefits of democracy. The failure of the U.S. to make timely, full payments of its assessed contributions could have a profound impact on OAS, which relies on the U.S. for sixty percent of its assessed budget and the ability to make payroll at its Washington D.C. headquarters. U.S. withdrawal could severely compromise OAS programs that advance U.S. strategic objectives.

Explanation of Estimate

The U.S. pays its assessed contributions to OAS in quarterly installments. The FY 2011 request provides for one quarter of the U.S. assessed contribution for calendar year 2010, plus three quarters of the assessed contribution for calendar year 2011. The FY 2011 request reflects a three percent increase in the OAS budget in 2011 for inflationary cost increases and increased staff costs.

Detailed Computation of Estimate	FY 2009 Actual	FY 2010 Enacted	FY 2011 Request
Assessment Against Members (in Dollars)	79,200	79,199	81,575
United States % Share	59.47	59.47	59.47
United States Assessment (in Dollars)	47,100	47,100	48,513
Fiscal Year 2008 Deferral	11,432	0	0
Fiscal Year 2009 Deferral	(11,775)	11,775	0
Fiscal Year 2010 Deferral	0	(11,775)	11,775
Fiscal Year 2011 Deferral	0	0	(12,128)
U.S. Requirement in Dollars After Deferral	46,757	47,100	48,160

Pan American Health Organization

Washington, D.C., United States

($ in thousands)

Computation of Estimate	FY 2009 Actual	FY 2010 Enacted	FY 2011 Request
U.S. Requirements in Dollars	59,120	59,811	60,502

Investing in People: The Pan American Health Organization (PAHO) leads regional efforts to address communicable diseases such as malaria, HIV/AIDS, tuberculosis, measles, rubella, dengue

fever, the pandemic influenza, and non-communicable diseases that are the major cause of death and disease in the Americas. PAHO acts as a technical partner for countries in the Americas on a range of public health matters, and increases access of poor and vulnerable groups to quality healthcare services. Healthcare inequities among countries are greater in the Americas than in any other part of the world. The U.S. benefits from PAHO's efforts to contain diseases throughout the region.

Accomplishments and Priorities

Recent accomplishments by PAHO include:

- As a regional office of the WHO, PAHO coordinated the Americas region response to the H1N1 outbreak, ensuring close collaboration with all affected countries, as well as facilitating access to vaccines. PAHO has updated technical information on surveillance and case definitions, conducting lab work, and providing expert staff to affected countries. ***(Investing in People)***

- Improved member states' national preparedness and response plans for pandemic influenza and provided assistance with implementation of the WHO International Health Regulations. ***(Investing in People)***

- Achieved a high level of vaccination coverage with an over 95 percent coverage rate, thus reducing the mortality and morbidity of vaccine-preventable diseases. ***(Investing in People)***

- Supported Member States that have ratified the Framework Convention on Tobacco Control, particularly with strengthening tobacco control legislation and programs. ***(Investing in People)***

- Expanded coverage efforts to combat tuberculosis to more than 85 percent region-wide, using directly-observed treatment short course-coverage techniques, and assisted with collaborative activities for HIV/TB in 12 countries. ***(Investing in People)***

- Reduced maternal mortality and increased child survival rates in the region through the application of best practices on maternal and child health. ***(Investing in People)***

- Managed a revolving fund for vaccine procurement and other procurement funds used by a majority of countries in the region to provide bulk purchasing of essential vaccines, medicines and other medical commodities at low cost. ***(Investing in People)***

- Strengthened institutional capacity for controlling malaria in eight countries. ***(Investing in People)***

- Supported integrated primary health-care strategies to improve quality of care for chronic non-communicable diseases in 15 countries in 2008. ***(Investing in People)***

- Became the first region in the world to eradicate polio. ***(Investing in People)***

Current and future priorities include:

- Continuing immunization strategies to eradicate measles, eliminate rubella and congenital rubella syndrome, achieve and maintain 95 percent or more coverage region-wide for all vaccines, and introduce new and underutilized vaccines. ***(Investing in People)***

- Increasing efforts to address non-communicable diseases such as cancer, diabetes, and cardiovascular and chronic lung diseases, which account for almost 60 percent of mortality in the Americas. ***(Investing in People)***

- Engaging with host governments, primarily health ministries, to guide policy formulation and implementation, increase disease surveillance and gather data for evidence-based policies and engagement on a range of technical issues. ***(Investing in People)***

- Strengthening health systems and ensuring sufficient and adequately trained health personnel in countries throughout the hemisphere. ***(Investing in People)***

Management Reform

PAHO has instituted a number of management and personnel reforms, including:

- Establishing an independent ethics office;
- Implementing a new code of conduct and ethics; and
- Strengthening whistleblower protections.

PAHO has also undertaken efforts to improve financial management practices, including implementing a regional program budget policy, which increases the focus on the country-level impact of programs, and a new project progress reporting system which will provide better information on the implementation of regular budget activities. PAHO's ethics office launched a successful awareness campaign to inform staff about the Office and encourage them to report suspected irregularities. PAHO also continued efforts to incorporate ethics-related instruction into staff training programs and made an online course on the Code of Ethical Principles and Conduct mandatory for all staff.

Principal Partners and Benefits

U.S. Department of Health and Human Services
U.S. Agency for International Development
U.S.-based pharmaceutical and medical industries

U.S. participation in PAHO recognizes the special political and humanitarian interests that the U.S. has in collaborating with its neighbors on health matters, as well as the benefits to the U.S. of greater protection against infectious diseases through PAHO's work in the region. PAHO depends on the U.S. assessed contribution for sixty percent of its regular budget. U.S. withdrawal from PAHO or a failure to pay its assessed contribution could have a significant impact on the organization financially and politically. Financially, PAHO could have to restructure its operations to adjust to the loss of sixty percent of its assessed budget resources, possibly affecting its Washington D.C. headquarters. Politically, U.S. withdrawal could be perceived as a lack of commitment and willingness to cooperate on regional issues.

Explanation of Estimate

The U.S. pays its assessed contributions to PAHO in quarterly installments. The FY 2011 request provides funding for two quarterly payments for calendar year 2010, which were deferred from the previous fiscal year, plus two quarterly payments for calendar year 2011. All PAHO member states receive a credit towards their assessed contribution based on the current sum to their credit in the Tax Equalization Fund. The Tax Equalization Fund creates pay parity for staff regardless of whether they are required to pay national income taxes on their PAHO salary. For the U.S. and other member states that require staff members to pay income taxes on their PAHO salaries, the credit is adjusted to offset the amount PAHO pays to reimburse these staff members.

CONTRIBUTIONS TO INTERNATIONAL ORGANIZATIONS

Detailed Computation of Estimate	FY 2009 Actual	FY 2010 Enacted	FY 2011 Request
Assessment Against Members (in Dollars)	110,118	119,576	119,576
United States % Share	59.445	59.445	59.445
United States Assessment (in Dollars)	65,459	71,082	71,082
Less: Tax Equalization Fund Credit	(6,339)	(10,579)	(10,579)
U.S. Requirement in Dollars	59,120	60,503	60,503
Fiscal Year 2008 Deferral	29,560	0	0
Fiscal Year 2009 Deferral	(29,560)	29,560	0
Fiscal Year 2010 Deferral	0	(30,251)	30,251
Fiscal Year 2011 Deferral	0	0	(30,252)
U.S. Requirement in Dollars After Deferral	59,120	59,811	60,502
Amount for Prior Year Arrears	3,878	0	0
Total Including Prior Year Arrears	62,998	0	0

Inter-American Institute for Cooperation on Agriculture

San Jose, Costa Rica

($ in thousands)

Computation of Estimate	FY 2009 Actual	FY 2010 Enacted	FY 2011 Request
U.S. Requirements in Dollars	16,359	16,360	16,360

Economic Growth: The Inter-American Institute for Cooperation on Agriculture (IICA) supports the development of market-oriented, science-based agricultural policies, helping to pave the way for expanded free trade in the hemisphere. IICA also advances sustainable development and the spread of environmentally sound agricultural technologies, including biotechnology, to improve productivity and competitiveness in the Americas. The U.S. benefits from the ability to influence agricultural issues in the hemisphere, including trade integration and the advancement of biotechnology applications.

Accomplishments and Priorities

Recent accomplishments by IICA include:

- Signed an agreement with the World Food Program to help small farmers gain more direct access to markets and create more cost efficient value chains to increase their competitiveness. The three-year project planned focus is on four Central American countries. ***(Economic Growth and Food Security)***

- Completed pilot project analysis with the World Food Program in three Central American countries and presented results to the Howard Buffet Foundation. Also developed separate projects in the three Central American countries, and completed the project proposal phase for projects in the Andean region. ***(Economic Growth and Food Security)***

- Continued the project with the Agriculture Knowledge Resource Center for the Americas now adjusted to be called the "Virtual Extension Service," which will provide access to the U.S. Department of Agriculture's technical information base to the entire region and will assist in aspects of technology, innovation, marketing, and trade. Information from other institutions

will also be included over time. Currently 5 USDA agencies are participating in the project. A pilot project proposal was prepared in late 2009 for implementation in 2010.***(Economic Growth and Food Security)***

- Organized and held the IICA/OAS Food Security for the Americas Conference in Washington DC for OAS Ambassadors, other government leaders and the private sector. Over 180 people attended hearing presentations from senior experts from the Americas and Europe. ***(Food Security)***

- Identified three major areas of focus regarding the food security crisis and held multiple regional meetings with member countries to identify best practices on food security, and set priorities for 2010 and beyond. Significantly raised the visibility and credibility of IICA in helping Member Countries address their food security needs. ***(Economic Growth and Food Security)***

- Signed multiple Memorandums of Understanding including the Iowa Seed Science Center, ALASA (hemispheric association for agricultural insurance), NAPPO (phytosanitary and sanitary plant issues and trade), the University of California-Berkeley and Cornell University. ***(Economic Growth)***

- Increased the capacity of member states to develop and implement sound agricultural insurance programs targeted to small and mid-size farmers, including women. Countries of focus included the Caribbean, Chile, Ecuador, Guyana and Uruguay. ***(Economic Growth)***

- Improved agricultural health and food safety systems in the Hemisphere by strengthening coordination mechanisms at the regional level, enabling member states to benefit from information sharing and "lessons learned". ***(Economic Growth)***

- Increased the capacity of member states to participate in trade and international standard-setting bodies, continued to implement the Initiative for the Americas which permitted the countries to play an active role and increased their capacity to represent themselves in the World Trade Organization and SPS Committee ***(Economic Growth)***

- Assisted in advancing the administration of international free trade agreements (CAFTA-DR., Peru) which supports U.S. strategic priorities and commitments ***(Economic Growth)***

- Supported agricultural research and innovation and the use of new technologies that improves production and protect against pests and diseases that limit agricultural production and impede international trade, incorporating technological advances into the food supply chain ***(Economic Growth)***

- Addressed challenges to hemispheric integration, strengthening agriculture education and training, improving agricultural business management practices, and helping modernize government bureaucracies. ***(Economic Growth)***

- Increased the capacity of members to effectively take part in international negotiations. This initiative has encouraged the creation of coordination mechanisms (inter-sectoral and inter-institutional) that bring together the private sector and national ministries of agriculture, trade, and health. ***(Economic Growth)***

CONTRIBUTIONS TO INTERNATIONAL ORGANIZATIONS

Current and future priorities include:

- Installing a new Director General and conducting a comprehensive and rigorous internal review to respond to ongoing and expanding demands while operating with a frozen Member Country budget on a nominal basis since the early 90's.

- While the internal review is being conducted IICA will continue to focus on its major thematic areas: repositioning agriculture and rural life, promoting trade and the competitiveness of agribusiness, promoting agricultural health and food safety, promoting sustainable management of natural resources and the environment, promoting technology and innovation for the modernization of agriculture, and promoting rural development with territorial focus. ***(Economic Growth)***

- Strengthening strategic partnerships through signing MOU's and other agreements with additional American Universities, participating in BIFAD and other University organized events addressing agriculture issues, collaborating with the University of California (Berkeley and Davis), Cornell University, the University of Minnesota, the University of Nebraska, McGill University and other institutions such as WB, FAO, IDB, IFAD, IFPRI, OAS, PAHO, USAID and WFP. ***(Economic Growth)***

- Strengthening agricultural health and food safety systems in the Hemisphere to improve the competitiveness of members in international trade. ***(Economic Growth)***

- Promoting food security measures through finalizing and implementing the IICA strategic plan for food security by focusing on increasing technical information (market, good agricultural practices and weather), promoting projects for small farmers, including women and youth, and developing a repository for national food security laws, plans and developments throughout the hemisphere. In addition, the plan will address selected follow up issues to the L'Aquila Agreement for its Member Countries. ***(Economic Growth)***

- Addressing avian influenza and other animal health and food safety issues by focusing on partnerships with established international and regional groups, and on advancing the PVS (Performance, Vision and Strategy for National Veterinary Services) model at the hemispheric and global level. ***(Economic Growth)***

- Implementing the strategy on biotechnology and biosafety that recognizes the following key factors: information exchange and public perception; identification of needs, benefits and opportunities in the region; the impact of agro biotechnology on trade and development; legal and regulatory environments. ***(Economic Growth)***

- Strengthening agricultural market reporting systems throughout the Hemisphere, improving access to timely and accurate market information. This will allow members to make informed decisions and increases their capacity to compete in global markets. ***(Economic Growth)***

- Continuing the development of Ministerial and youth leadership with a global perspective through the Center for Leadership in Agriculture and Rural Life located at IICA's headquarters. The Center made it possible for representatives of the public and private sectors and over 80 young people from each country in the Western Hemisphere to discuss the state and outlook for the global agricultural sector and improve their professional skills. In addition it trained several newly appointed Agriculture Ministers. ***(Economic Growth)***

Principal Partners and Benefits

U.S. Department of Agriculture

Office of the U.S. Trade Representative

CONTRIBUTIONS TO INTERNATIONAL ORGANIZATIONS

World Bank
Caribbean Central American Action
Inter-American Development Bank
Inter-American Council

U.S. leadership is vital to the success of IICA's programs. IICA's ongoing operations are directly tied to U.S. participation and annual assessed contributions, with the U.S. providing nearly sixty percent of the organization's operating budget. U.S. withdrawal or a substantial failure to pay its assessed contributions could significantly compromise IICA's ability to continue operating at current levels.

Explanation of Estimate

The U.S. pays its assessed contributions to IICA in quarterly installments. The FY 2011 request provides for one quarter of the U.S. assessed contribution to IICA for calendar year 2010, which is deferred from the previous fiscal year, plus three quarters of the assessed contribution for calendar year 2011. IICA maintained a no-growth budget in 2010, and no increase in the budget is projected for 2011.

Detailed Computation of Estimate	FY 2009 Actual	FY 2010 Enacted	FY 2011 Request
Assessment Against Members (in Dollars)	27,509	27,509	27,509
United States % Share	59.47	59.47	59.47
United States Assessment (in Dollars)	16,359	16,360	16,360
Fiscal Year 2008 Deferral	4,090	0	0
Fiscal Year 2009 Deferral	(4,090)	4,090	0
Fiscal Year 2010 Deferral	0	(4,090)	4,090
Fiscal Year 2011 Deferral	0	0	(4,090)
U.S. Requirement in Dollars After Deferral	16,359	16,360	16,360

Pan American Institute of Geography and History

Mexico City, Mexico
($ in thousands)

Computation of Estimate	FY 2009 Actual	FY 2010 Enacted	FY 2011 Request
U.S. Requirements in Dollars	324	324	324

Humanitarian Assistance/Peace and Security: The Pan American Institute of Geography and History (PAIGH) coordinates cartographical, geographical, historical, and geophysical studies that are used for a variety of purposes from natural disaster preparedness to defining disputed borders, including the border between Honduras and El Salvador.

Economic Growth: PAIGH promotes and stimulates cooperation among the specialized institutions of the Americas, serving as a forum for information exchange and providing training in sustainable development, urban planning, and environmental management. The U.S. benefits from improved access to cartographic and spatial data about the Americas.

CONTRIBUTIONS TO INTERNATIONAL ORGANIZATIONS

Accomplishments and Priorities

Recent accomplishments by PAIGH include:

- Established the web based Pan-American Professional Network for sharing research news, technological advances, and conference notices between professionals in geography, cartography, history, and geophysics within the Americas. ***(Economic Growth)***

- Created a Pan-American laboratory for the tracking of natural disasters. In collaboration with the Mexican Meteorological Institute and NOAA, implemented the first major ongoing activity to track and map on a daily basis the smoke and fire plumes in Mexico, Central America, and southern United States. ***(Humanitarian Assistance)***

- Advanced training and outreach:
  - In technological advancements specifically related to web portals and geospatial data applications related to natural disaster planning and environmental management for South America through the GEOSUR program with collaborative funding from the Andean Development Bank (also an ongoing project);
  - In development of Geographic Names programs and methodologies within Latin American nations; and
  - Standardization of geospatial data documentation in Latin America. ***(Economic and Humanitarian Assistance)***

- Released final results of a geospatial survey documenting the level of National Spatial Data Infrastructure, Global Map geospatial activities, and geospatial data availability within the Americas (*http://www.clirsen.com/AsambleaIpgh09*). ***(Economic Assistance)***

Ongoing activities and current priorities:

- Approval of the Pan-American Agenda for 2010-2020 to focus on modernizing National Geography Agencies through technical capacity building, increasing cooperation with multi-national institutes, promoting geospatial standards for the region, prioritizing funding for multi-disciplinary projects, and promoting the use of geospatial data to reduce vulnerability and mitigate risks from natural disasters. ***(Economic and Humanitarian Assistance)***

- Ongoing regional coordination of the Global Map of the Americas project to integrate small scale geospatial data across international boundaries, provide capacity development where needed, and facilitate participatory mapping initiatives. Specifically PAIGH is hosting a two week participatory workshop for Central American data integration for regional environmental issues and disaster planning management. ***(Economic Assistance)***

Principal Partners and Benefits

U.S. National Geospatial-Intelligence Agency	U.S. Geological Survey
U.S. National Oceanic and Atmospheric Admin.	U.S. Census Bureau
U.S. Library of Congress	U.S. public and private universities
International Cartographic Association	American Geographical Society
Inter-American Biodiversity Information Network	Association of American Geographers

PAIGH's ongoing operations rely heavily on U.S. annual financial contributions and participation in the management of the organization. The U.S. provides nearly sixty percent of PAIGH's operating budget. In addition to financial contributions, U.S. agencies, universities, and private organizations that participate in PAIGH make in-kind contributions of personnel and materials. Without these contributions, PAIGH could be forced to curtail many of its operations.

Explanation of Estimate

This request provides for the U.S. assessed contribution to PAIGH for calendar year 2011. The request does not anticipate an increase in the assessed budget for 2011.

Detailed Computation of Estimate	FY 2009 Actual	FY 2010 Enacted	FY 2011 Request
Assessment Against Members (in Dollars)	563	563	563
United States % Share	57.55	57.59	57.59
United States Assessment (in Dollars)	324	324	324

Organization for Economic Cooperation and Development

Paris, France

($ in thousands)

Computation of Estimate	FY 2009 Actual	FY 2010 Enacted	FY 2011 Request
U.S. Requirements in Dollars	98,479	92,675	94,251

Economic Growth: The Organization for Economic Cooperation and Development (OECD) promotes economic growth through market-oriented reforms, more efficient uses of resources, and better governance in thirty member states and more than seventy other countries. As a policy forum and source of highly valued statistics, OECD develops best practices and disciplines, and coordinates a broad spectrum of economic, social and scientific policies.

Peace and Security: OECD assesses the integrity of international financial systems and provides guidance to members on improvements that help counter the abuse of financial systems by terrorists and criminals. OECD's efforts are helping to prevent terrorist financing, money laundering, and intellectual property infringement, potentially saving U.S. companies millions of dollars, and protecting the homeland.

Governing Justly and Democratically: OECD has developed initiatives to promote governance capacity in developing countries, an anti-bribery convention, and good corporate governance principles that help reduce bribery and ensure sound management and the integrity of corporations, financial institutions and markets. U.S. businesses and financial institutions benefit from OECD's work to promote free markets, economic growth, and financial stability.

Accomplishments and Priorities

Recent accomplishments by OECD include:

- Expanded and reformulated the Global Forum on Transparency and Exchange of Information for Tax Purposes**.** The Forum, which includes both members and non-members of the OECD, was established as a Part II Organization with its own secretariat inside the OECD. The newly reconstituted forum works with member jurisdictions to fight tax fraud by implementing and strengthening information exchange agreements and transparency. This will help the U.S. and other jurisdictions enforce their tax laws. ***(Economic Growth)***

- Supported the Group of 20 (G20) through work on the International Forum on Tax, fossil fuel subsidies, labor and the Anti-Bribery Convention. The OECD has led or participated in a number of efforts that have helped shape key global issues and influenced G20 activities. For

example, its work on the impact of fossil fuel subsidies, in concert with the International Energy Agency, led to the G20 Leaders' pledge to phase out inefficient fossil fuel subsidies. ***(Economic Growth; Governing Justly and Democratically)***

- Provided over $800 million in annual savings to the U.S. government through Export Credit and Tied Aid rules, according to the U.S. Treasury Department. The U.S. Treasury also estimates that U.S. exports of capital goods are higher by $1 billion a year as a result of OECD's tied aid rules. ***(Economic Growth)***

- Negotiated and implemented the Anti-Bribery Convention, signed by 36 countries to date, which internationalizes the U.S. Foreign Corrupt Practices Act, leveling the playing field for U.S. business around the world. ***(Governing Justly and Democratically; Economic Growth)***

- Developed and promoted policies and recommendations that contribute to the reduction of money laundering and terrorist financing through the Financial Action Task Force, an OECD affiliated agency. ***(Peace and Security; Governing Justly and Democratically)***

- Developed Principles of Corporate Governance on the initiative of the U.S. and in collaboration with businesses, labor and private organizations. These principles are used worldwide to help ensure appropriate management and integrity of corporations, financial institutions, and markets. ***(Governing Justly and Democratically)***

- Continued to engage with more than seventy non-member countries, including Russia, China, India, Brazil, Ukraine, Egypt, and Jordan, providing important advice to reformers in each country aimed at strengthening market forces and improving governance, thereby enhancing conditions for global economic growth. ***(Economic Growth)***

- Realized improvements in tax transparency and cross border cooperation on tax administration in several countries (Austria, Lichtenstein, Switzerland, etc.) as a result of OECD's work in this area. ***(Peace and Security)***

Current and future priorities include:

- Continuing assistance and advice to transition countries, such as China, India, Ukraine, and Egypt that are in the process of building healthy market economies, strengthening economic institutions, and improving their standards of governance. OECD's work in this area directly supports U.S. economic and foreign policy. ***(Economic Growth)***

- Expanding OECD's membership and deepening engagement with key non-members. Chile is expected to join the OECD in December 2009; Estonia, Israel, and Slovenia by May 2010. Economies such, Brazil, Russia, India and China, are potential beneficiaries of different aspects of this expanded outreach, which occurs with strong U.S. support. ***(Economic Growth)***

- Developing recommendations to respond to the global financial and economic crisis, focusing on policies that will promote open economies and foster long-term sustainable growth. ***(Economic Growth)***

- Undertaking a regulatory reform project in Indonesia similar to the one that was done in China and India. This review aims to reform or eliminate regulations that raise unnecessary obstacles to competition, innovation, trade and growth. OECD has already completed regulatory reform assessments of 22 OECD countries, plus Russia. ***(Economic Growth)***

- Completing a two-year project to update OECD's landmark 1998 study on the economic impacts of counterfeiting and piracy. The project covers trademarks, patents, copyrights, digital piracy, and other forms of intellectual property infringement, with the potential to save millions of dollars for American companies, protect consumers from fraudulent goods, and close off a source of financing for criminals. ***(Peace and Security)***

- Continuing work on information security and methods for coping with man-made and natural disasters by partnering with other organizations to improve the security of transportation systems, notably maritime and container transports. ***(Peace and Security)***

- Continuing work on the Middle East North Africa initiative for good governance and investment for development, involving creation of regional networks of policy officials that advance the development of national reform agendas in areas such as budget, integrity in the civil service, investment policy, taxation, and judicial reform. ***(Governing Justly and Democratically)***

Principal Partners and Benefits

U.S. Department of Treasury
U.S. Department of Health and Human Services
U.S. Department of Labor
U.S. Department of Housing and Urban Development
U.S. Agency for International Development
Office of the U.S. Trade Representative
U.S. Federal Trade Commission
U.S. Council of Economic Advisers
International Monetary Fund and World Bank
United States Council for International Business
U.S. Department of Commerce
U.S. Department of Agriculture
U.S. Department of Education
U.S. Department of Energy
U.S. Environmental Protection Agency
Federal Communications Commission
U.S. Federal Reserve
U.S. Council on Environmental Quality
Regional Development Banks
Transparency International

OECD traces its roots to the Marshall Plan and was chartered in its present form in 1961 as an economic counterpart to NATO. The mission of OECD is no less compelling or essential today, post-Cold War. OECD is particularly valuable in areas of economic and social policy that require multilateral cooperation. Limited participation in OECD could very likely lead to negative consequences for U.S. economic policy, multilateral engagements and agreements, impacting U.S. citizens and companies as well as global stability and economic prosperity.

Explanation of Estimate

The request provides for the U.S. assessed contribution to OECD for calendar year 2010, the second year of OECD's 2009-2010 biennial budget. The decrease in the U.S. assessed contribution over the previous biennium is due primarily to the completion of the OECD headquarters renovation in CY 2009 and the shrinking of the U.S. percent share of total assessed contributions. Reform of the OECD's financing structure in 2008 is expected to reduce the U.S. share of assessed contributions from 25 percent to below 20 percent over the next 10 years.

Detailed Computation of Estimate	FY 2009 Actual	FY 2010 Enacted	FY 2011 Request
Assessment Against Members (in Euros)	161,455	165,120	168,358
United States % Share	24.975	24.5023	24.0311
United States Assessment (in Euros)	40,323	40,458	40,458
United States Assessment - Part II	9,659	9,767	9,812
Fiscal Adjustment	101	130	150

CONTRIBUTIONS TO INTERNATIONAL ORGANIZATIONS

Detailed Computation of Estimate	FY 2009 Actual	FY 2010 Enacted	FY 2011 Request
Pension Capitalization Funding	18,445	12,751	12,257
OECD Building Renovation	4,415	0	0
U.S. Requirement (in Euros)	72,943	63,106	62,677
Approx. Exchange Rate (Euros to $1)	0.7407	0.6809	0.665
U.S. Requirement in Dollars	98,479	92,675	94,251
Amount for Prior Year Arrears	9,466	0	0
Total Including Prior Year Arrears	107,945	0	0

North Atlantic Treaty Organization

Brussels, Belgium

($ in thousands)

Computation of Estimate	FY 2009 Actual	FY 2010 Enacted	FY 2011 Request
U.S. Requirements in Dollars	66,117	84,056	90,154

Peace and Security: The North Atlantic Treaty Organization (NATO) facilitates political-military strategy between North America and Europe. As the principal U.S. military alliance, NATO enables the U.S. to respond jointly with its allies and partners to threats to international stability and security. This partnership is currently supporting U.S. strategic objectives in Afghanistan, where NATO is commanding the International Security Assistance Force. NATO also provides training and support for national armed forces in numerous other nations that are engaged in or emerging from conflict, including Iraq.

Governing Justly and Democratically: NATO promotes shared values of freedom and democracy among its members and partners. Nations aspiring to join NATO must meet NATO's performance-based standards, which include free and fair elections, judicial independence, respect for human rights, an independent media, and measures to control corruption.

Humanitarian Assistance: NATO has developed the capacity to deploy rapid relief in response to natural disasters. NATO participated in recent efforts to provide assistance to refugees and other Afghans in need.

Accomplishments and Priorities

Recent accomplishments by NATO include:

- Deployed over 71,000 soldiers from 44 countries under NATO command in Afghanistan, demonstrating an enhanced security posture and the shared commitment of NATO member and partner states to assist the Afghan government establish a secure and stable environment. Established a NATO Training Mission to build the Afghan Army and police. ***(Peace and Security)***

- Trained more than 12,500 Iraqi military and national police officers and non-commissioned officers. ***(Peace and Security)***

- Maintained a military presence to advance peace and stability in the Balkans, most notably in Kosovo, and Bosnia. NATO was also present in Iraq, the Mediterranean, and provided assistance to the African Union. ***(Peace and Security)***

- Provided medical care and relief supplies to thousands of Afghans preparing for severe winter weather, including sets of winter clothing, blankets and boots and winter coats. ***(Humanitarian Assistance)***

- Engaged with Russia through the NATO-Russia Council on a range of common threats and concerns, such as terrorism, critical infrastructure protection, and Central Asian and Afghan narcotics, while also pushing Russia to conduct its foreign and defense policies in keeping with international principles and commitments. ***(Peace and Security)***

- Led multilateral discussions encouraging the Russian Federation to rescind its suspension of the Conventional Armed Forces in Europe (CFE) Treaty, and to work with Allies to resolve the current CFE impasse, while also urging progress on ratification of the Adapted CFE Treaty and on Russian fulfillment of prior commitments related to Georgia and Moldova. ***(Peace and Security)***

Current and future priorities include:

- Strengthening and transforming NATO's military and operational capabilities, to include increased flexibility, access to common funding for operations and a fully functional rapid response and special operations capability. ***(Peace and Security; Humanitarian Assistance)***

- Keeping NATO's door open to new members that meet NATO's standards and are able to shoulder the responsibilities of membership with accession of Albania and Croatia, and a pledge to invite Macedonia to join once the name issue is resolved, and active support for the membership aspirations of Georgia, Ukraine, Montenegro, and Bosnia and Herzegovina. ***(Governing Justly and Democratically)***

- Assisting other non-NATO member countries in promoting security and stability in the region through the Partnership for Peace program. ***(Governing Justly and Democratically)***

- Expanding NATO's International Security Assistance Force in support of stabilizing Afghanistan and building Afghan security forces and promoting a NATO-Afghan and NATO-Pakistan strategic partnership, while encouraging the international community to provide additional technical assistance and training to the Governments of Afghanistan and Pakistan. ***(Peace and Security)***

- Expanding NATO's training mission in Iraq and providing additional NATO training centers in the Middle East and Africa. ***(Peace and Security)***

- Enhancing NATO's outreach to Middle East partners through the Mediterranean Dialogue in support of the Annapolis Middle East Peace Process. ***(Peace and Security)***

- Supporting continuing stability and democracy building and defense reform in the Balkans, including liaison offices in Serbia, Macedonia, and Bosnia. ***(Peace and Security, Governing Justly and Democratically)***

- Continuing to urge Allies to make use of NATO as a forum for transatlantic strategic dialogue on matters such as Iran, China, North Korea, Africa, and energy security via special sessions reinforced by senior officials from capitals. ***(Governing Justly and Democratically)***

- Improving coordination between NATO's International Security Assistance Force and the U.S.-led Operation Enduring Freedom to achieve more effective results. ***(Peace and Security)***

- Improving training for the Afghan National Army and Police support for Afghan counter-narcotics efforts, and implementation of a Partnership program of specific cooperative activities to aid the Afghan government in its reform efforts. ***(Peace and Security)***

- Deterring pirate activity off the Coast of Somalia through at-sea counter-piracy operations and building capacity in local structures. ***(Peace and Security)***

- Developing a new Strategic Concept that reflects the Alliance's commitment to core responsibilities for collective defense and preparation for the spectrum of 21st century security challenges ***(Peace and Security).***

Principal Partners and Benefits

U.S. Department of Defense
U.S. National Security Council
German Marshall Fund
U.S. Department of Homeland Security
United States Atlantic Council
U.S. aerospace and defense firms

Article 5 of the North Atlantic Treaty provides for collective defense in the event of an attack against one Ally. Within 24 hours of the events of 9/11, NATO invoked Article 5 for the first time in its history in collective defense of the U.S. If the U.S. ceased to be a member of NATO and such a need arose again, U.S. access to the support and resources of many of the most potent military and intelligence assets in the world could be in doubt. Moreover, the ability of the U.S. to project security and military influence could be significantly diminished. The U.S. might also no longer have a forum in which to engage European allies in sharing the financial, military and political burden of maintaining international peace and stability.

Explanation of Estimate

The request provides for 50 percent of the U.S. assessed contribution for calendar year 2010, which is deferred from the previous fiscal year, plus 50 percent of the assessed contribution for calendar year 2011. U.S. payments to NATO have been partially deferred since FY 2006. FY 2009 Supplemental funding enabled an additional payment toward the calendar year 2009 assessed contribution, shifting the partial deferral from 70 percent to 50 percent deferral. The request anticipates a six percent increase in 2011 to support the continued strengthening of operations in Afghanistan including the Office of the Senior Civilian Representative and the strategic communications programs. The request also provides the same level of funding for the NATO headquarters project, which began the construction phase in 2009. Funds for the NATO headquarters project will also be paid by the Department of Defense as agreed in an interagency cost-sharing agreement.

Detailed Computation of Estimate	FY 2009 Actual	FY 2010 Enacted	FY 2011 Request
Assessment Against Members (in Euros)	184,734	207,470	219,918
United States % Share	21.81	21.7394	21.7394
United States Assessment (in Euros)	40,291	45,103	47,809
Less: Credit for USG Employees on Loan to NATO	(1,800)	(1,800)	(1,800)
NATO Headquarters Project	13,700	13,700	13,700
U.S. Requirement (in Euros)	52,191	57,003	59,709
Approx. Exchange Rate (Euros to $1)	0.7947	0.695	0.665
U.S. Requirement in Dollars	65,676	82,018	89,788
Direct Cost of USG Employees on Loan to NATO	4,195	4,195	4,695
Total U.S. Requirement in Dollars	69,871	86,213	94,483

CONTRIBUTIONS TO INTERNATIONAL ORGANIZATIONS

Detailed Computation of Estimate	FY 2009 Actual	FY 2010 Enacted	FY 2011 Request
Fiscal Year 2008 Deferral	44,954	0	0
Fiscal Year 2009 Deferral	(48,708)	48,708	0
Fiscal Year 2010 Deferral	0	(50,865)	50,865
Fiscal Year 2011 Deferral	0	0	(55,194)
U.S. Requirement in Dollars After Deferral	66,117	84,056	90,154
Amount to Reverse Deferral	10,000	0	0
Total Including Reverse Deferral	76,117	0	0

NATO Parliamentary Assembly

Brussels, Belgium

($ in thousands)

Computation of Estimate	FY 2009 Actual	FY 2010 Enacted	FY 2011 Request
U.S. Requirements in Dollars	1,088	1,283	1,417

Peace and Security: The NATO Parliamentary Assembly (NPA) provides a forum for members of national legislatures from NATO and partner countries to discuss issues of peace and security. NPA provides U.S. legislators with a unique opportunity to shape the thinking of European counterparts on issues related to national security and counter-terrorism.

Governing Justly and Democratically: NPA develops legislative policy recommendations for members of the NATO Alliance. The recommendations address an array of national issues and ensure that shared Alliance concerns factor into the development of national legislation and budgets.

Accomplishments and Priorities

Recent accomplishments by NPA include:

- Adoption of a resolution on Afghanistan which urged NATO governments and parliaments to: reaffirm their commitment to assisting the Afghan government to provide a secure and stable environment; endorse the resource request and approach advocated by the ISAF Commander; and supply the personnel, equipment and funding necessary to speed the development of the Afghan National Security forces and promote the transition to Afghan leadership. **(*Peace and Security)*.**

- Approved a resolution on the growing challenge of piracy off the coast of Somalia and called for a more coordinated international approach. ***(Peace and Security)***

Current and future priorities include:

- Participating in decisions at upcoming NATO Summits to enhance NATO's strategic dialogue, capabilities, and partnerships, and ensuring that shared goals and principles are understood and supported by parliamentarians from allied, partner and other countries. ***(Peace and Security)***

- Increasing outreach and inter-parliamentary engagement with states of the Broader Middle East via the Mediterranean Dialogue and the Istanbul Cooperation Initiative. ***(Peace and Security; Governing Justly and Democratically)***

- Promoting a broad public dialogue with national legislatures on the NATO priorities such as the way forward in Kosovo, getting Afghanistan right, relations with Russia and the East, and preparing NATO for future challenges. ***(Governing Justly and Democratically)***

Principal Partners and Benefits

NPA's constituency includes members of U.S. Congress who participate in NPA's transatlantic programs. Representative John Tanner (D-Tenn.) was elected by the NPA in 2008 to serve as its president. Other representatives such as Jo Ann Emerson (R-Mo.) chair committees or serve as vice chairs and rapporteurs. NPA is an important forum for conveying U.S. congressional views on trans-Atlantic security issues. NPA was one of the first forums in which the U.S. outlined its views on NATO's role in the aftermath of September 11, 2001. Participation in NPA ensures that legislators from allies and partner countries receive the benefit of hearing U.S. views on shared strategic interests. U.S. withdrawal from the NPA could undermine the organization and weaken the NATO Alliance. U.S. withdrawal could also be seen as a signal that the U.S. has devalued transatlantic relationships. Such a signal would conflict with the U.S. goal of improving transatlantic relations and maintaining NATO's role at the center of transatlantic security.

Explanation of Estimate

The FY 2011 request provides for the U.S. assessed contribution to NPA for calendar year 2011. The requested increase supports greater national legislative involvement in defense issues given the changing nature of security and NATO's ongoing transformation. NPA is playing an active role in NATO enlargement, offering substantial assistance to partner legislatures in their transition to democracy and market economies. National legislative bodies need to be increasingly engaged in the evolving roles and missions of armed forces, and in the widespread need for force restructuring.

Detailed Computation of Estimate	FY 2009 Actual	FY 2010 Enacted	FY 2011 Request
Assessment Against Members (in Euros)	3,668	4,088	4,333
United States % Share	21.81	21.81	21.7394
United States Assessment (in Euros)	800	892	942
Approx. Exchange Rate (Euros to $1)	0.7353	0.6952	0.665
U.S. Requirement in Dollars	1,088	1,283	1,417

The Pacific Community

Noumea, New Caledonia

($ in thousands)

Computation of Estimate	FY 2009 Actual	FY 2010 Enacted	FY 2011 Request
U.S. Requirements in Dollars	1,616	1,743	1,745

Peace and Security: The Secretariat of the Pacific Community (SPC) helps 26 member states and territories implement international maritime safety and security standards for shipping companies, schools and ports, including standards governing container security. The U.S. benefits strategically from SPC's focus on Pacific Island nations, many of which are situated along vital Pacific shipping lanes.

Economic Growth: SPC provides services that promote national and regional development through programs focused on trade facilitation, sound economic policies, agricultural production, and forest and fishery management. The U.S. especially benefits from SPC's work related to management of

Pacific Ocean fish stocks, which provide the U.S. with an annual catch valued at more than $150 million.

Investing in People: SPC provides technical assistance and guidance to its Pacific Island member states and territories, including the U.S. Pacific territories, on public health policies, disease prevention, efficient use of natural resources, food security, and youth and women's issues. SPC is also active in regional efforts to combat the spread of HIV/AIDS.

Accomplishments and Priorities

Recent accomplishments by SPC include:

- In July 2009, the Regional Institutional Framework (RIF) process led to the decision to dismantle the Pacific Islands Applied Geoscience Commission (SOPAC) and assign its functions to the Secretariat of the Pacific Community (SPC) and the Secretariat of the Pacific Regional Environment Program. SPC's Director General assured that SPC would meet the costs in 2010 of absorbing SOPAC's core functions. ***(Economic Growth)***

- Opened the Centre for Pacific Crops and Trees (CePaCT), a state of the art facility for long term maintenance, and continued expansion, of what is now the world's largest collection of genetic resources for Pacific staples, such as taro, yams, cassava, sweet potato, and bananas to ensure food security of the region including development of a "climate ready" collection of crops and varieties that have high drought and salinity tolerance. ***(Economic Growth)***

- Strengthened laboratory testing procedures for monitoring influenza throughout the Pacific as an implementing partner for the U.S. Centers for Disease Control; expanded testing for influenza to 13 island countries or territories, including American Samoa and Guam. ***(Investing in People)***

- Supported the Pacific countries and territories in maintaining compliance and accreditation with the International Ship and Port Security Code, developing regulatory requirements for maritime safety and security regimes and furthering the region's professional maritime peer networks. ***(Peace and Security)***

- Continued to support collection of fisheries data as part of overseeing the world's largest and most productive tuna fisheries—fisheries in which U.S. concerns have substantial interests. The Pacific Tuna Tagging Program (PTTP) was fully operational through 2009. Overall, PTTP has now tagged approximately 215,000 tuna, including more than 600 with electronic tags. By the end of 2009, it is expected that the total tagged will exceed 250,000. Over 11 percent of the tags have been recovered (24,000), and final tag returns are expected to be about 15 percent. A smaller program for albacore tuna has achieved over 90 percent of its target by tagging 2,766 fish. ***(Economic Growth)***

- Provided specialized training on animal disease investigations, the use of avian influenza rapid test kits, post-mortem techniques for examining poultry, and the correct use of personal protective equipment and standard operating procedures across the region. ***(Investing in People)***

Current and future priorities include:

- Continuing audits and compliance assistance visits to help Pacific Island countries comply with the International Ship and Port Facility Security Code and the International Convention on Standards of Training, Certification and Watchkeeping of Seafarers. ***(Peace and Security)***

CONTRIBUTIONS TO INTERNATIONAL ORGANIZATIONS

- Continuing a five-year collaborative project with the Forum Fisheries Agency to enhance industry capacities for monitoring and conducting stock assessments of oceanic fisheries for use by regional and national decision-makers. ***(Economic Growth)***

- Implementing regional guidelines and establishing an Exposure Prevention Information Network to assist with emergency responses to communicable disease outbreaks. ***(Investing in People)***

- Hosting the Pacific Regional Tuberculosis Control Project as well as a Global Fund Project to combat HIV/AIDS, tuberculosis and malaria within the countries and territories of the Pacific, many of whose citizens travel frequently to the United States. ***(Investing in People)***

- Training quarantine staff to comply with World Trade Organization animal and plant safety standards, plus continuing the practice of updating national pest lists. ***(Economic Growth)***

- Continuing to help Pacific Island countries and territories develop systems for certifying forestry and agricultural products. ***(Economic Growth)***

Principal Partners and Benefits

U.S. Department of Agriculture
U.S. Department of the Interior
U.S. Centers for Disease Control and Prevention
U.S. Department of Homeland Security
U.S. Coast Guard
U.S. Department of Commerce, NOAA

SPC plays a vital role in economic development in the South Pacific region. Three U.S. flag territories (Guam, American Samoa, and Northern Mariana Islands) and three Freely Associated States (Micronesia, the Marshall Islands, and Palau) benefit from full membership in SPC. U.S. agricultural interests in Hawaii and California benefit from disease protection efforts by SPC's Pacific Plant Protection Organization, and SPC's Regional Animal Health Service helps set standards to contain the spread of animal diseases, such as avian influenza. With SPC's absorption of the South Pacific Applied Geoscience Commission (SOPAC), the National Oceanic and Atmospheric Administration (NOAA) of the U.S. Department of Commerce will also have a greater stake in SPC activities. U.S. participation in SPC provides an opportunity to promote good governance and sound economic and social policies among Pacific Island states. Withdrawal or a substantial failure to pay assessed contributions on time could significantly constrain the one significant regional involvement that the U.S. has in the South Pacific region, leaving the U.S. with greatly diminished influence in a strategically important region of the world.

Explanation of Estimate

The FY 2011 request provides for 70 percent of the U.S. assessed contribution to SPC for calendar year 2010, which is deferred from FY 2010, plus 30 percent of the assessed contribution for calendar year 2011. U.S. payments to SPC became partially deferred in FY 2006. The U.S. and other members were successful in avoiding a budget increase for CY 2010 after agreement by SPC for Members to be assessed only for activities of the organization to which they were previously a party following the 2009 reorganization and consolidation with SOPAC. In anticipation of budget increases in CY 2011 and beyond, SPC has set up a subcommittee of members and donors to explore sustainable financing of SPC activities.

CONTRIBUTIONS TO INTERNATIONAL ORGANIZATIONS

Detailed Computation of Estimate	FY 2009 Actual	FY 2010 Enacted	FY 2011 Request
Assessment Against Members (in CP Francs)	822,183	822,183	822,183
United States % Share	17.2427	17.2427	17.2427
United States Assessment (in CP Francs)	141,766	141,767	141,767
Approx. Exchange Rate (CP Francs to $1)	80.3207	82.8562	77.769
U.S. Requirement in Dollars	1,765	1,711	1,823
Fiscal Year 2008 Deferral	1,081	0	0
Fiscal Year 2009 Deferral	(1,230)	1,230	0
Fiscal Year 2010 Deferral	0	(1,198)	1,198
Fiscal Year 2011 Deferral	0	0	(1,276)
U.S. Requirement in Dollars After Deferral	1,616	1,743	1,745

Asia-Pacific Economic Cooperation

Singapore

($ in thousands)

Computation of Estimate	FY 2009 Actual	FY 2010 Enacted	FY 2011 Request
U.S. Requirements in Dollars	901	900	901

Economic Growth: Asia-Pacific Economic Cooperation (APEC) promotes tariff reductions and other measures through political commitments and concrete actions that expand trade and foreign investment opportunities in the Asia-Pacific region. The 21 APEC economies account for 53 percent of world Gross Domestic Product (GDP), 40 percent of the world's population, and approximately 60 percent of U.S. exports go to APEC economies. Additionally, Asia-Pacific economies are also leading the global recovery with forecasts suggesting that emerging Asian economies could grow by at least five percent in 2009 while the G7 economies contract by 3.5 percent. The United States is working together with the other APEC economies to ensure that our economic growth is balanced, sustainable, and inclusive.

Peace and Security: APEC promotes efforts to enhance the security of regional trade and has made great strides on combating terrorist financing, transportation security, protection of critical infrastructure and improving border and customs screening. Increased security in the region advances U.S. strategic interests.

Governing Justly and Democratically: APEC supports development and implementation of anti-corruption and transparency measures in the region, including structural reforms that improve transparency of legislative and regulatory systems. These measures help secure foreign investment in the twenty-one Pacific Rim countries, including seven of the top ten U.S. trading partners.

Investing in People: APEC helps member economies to adopt best practices for promoting education and human resources development, critical ingredients for spurring long-term economic growth in the 21st century. APEC Leaders have pledged to promote policies to achieve economic growth where prosperity is more inclusive and shared by all who are willing to work for it, through such initiatives as small and medium-sized enterprise development, worker retraining, and enhancement of economic opportunities for women. APEC helps member economies develop practical approaches to prepare for and mitigate the impacts of natural disasters and the spread of avian influenza and other potential pandemics. These efforts help to contain epidemics at their source and away from U.S. shores.

CONTRIBUTIONS TO INTERNATIONAL ORGANIZATIONS

APEC helps members to improve food and product safety, benefiting U.S. consumers of imported goods.

Accomplishments and Priorities

Recent accomplishments by APEC include:

- Facilitated increased trade in the region by simplifying complicated customs procedures and documentation resulting from the region's numerous trade agreements, improving the region's enforcement of intellectual property rights, and speeding the movement of goods across and within borders. ***(Economic Growth)***

- Developed an action plan designed to make it 25 percent cheaper, easier, and faster to conduct business in the region by 2015 by decreasing costs and streamlining processes associated with starting and operating a business in APEC economies. ***(Economic Growth)***

- Announced that the U.S. will engage with current and potential future members of the Trans-Pacific Partnership Free Trade Agreement to shape a broad-based, comprehensive, and high-standard platform to successfully integrate the economies of the Asia-Pacific. ***(Economic Growth)***

- Established a U.S.-Australia initiative in APEC to promote cross-border services trade in the region. ***(Economic Growth)***

- Implemented the APEC Business Travel Card scheme, which expedites the movement of frequent business travelers throughout the Asia-Pacific. ***(Economic Growth)***

- Supported the Health Innovation and enhanced Pandemic Preparedness initiative through a public-private initiative in APEC to explore leveraging health information technology to improve infectious disease surveillance. The U.S. also led a case study in APEC to examine the return on investment in preventive health interventions, such as vaccines. ***(Investing in People)***

- Refocused APEC's education priorities on "21st Century Competencies and Skills for All." Facilitated information sharing on mathematics and science learning, continuing technical education, and English and other languages needed to communicate in the global economy. ***(Investing in People)***

- Developed the APEC Food Defense Principles to combat the threat of tampering and food supply contamination by terrorists and others with malicious intent and launched a pilot program to help economies better protect the food supply from such attacks. ***(Peace and Security)***

- Sponsored initiatives on combating terrorist financing including workshops on stopping the use of illicit bulk cash smuggling and non-profit organizations for terrorist finance. Explored ways to quickly revive trade in the aftermath of a terrorist attack. ***(Peace and Security)***

Current and future priorities include:

- Leading a multi-year work plan to develop entrepreneurship, innovation and the uptake of technology by small businesses including a pilot program (2008) in Peru to help women-owned microenterprises increase exports through training and mentoring and a workshop on microenterprise financing best practices in Singapore this year, with more workshops planned for 2010 and 2011. ***(Economic Growth)***

CONTRIBUTIONS TO INTERNATIONAL ORGANIZATIONS

- Enhancing human capital through education. This includes a U.S. led three-year math/science project to improve math/science skills and strengthen gender equity in developing economies including through benchmarking studies on standards and assessments for maths to identify exemplary practices in the APEC region. Also, the United States is leading a new study on the effectiveness of social safety nets and labor market systems to help workers in the APEC economies cope with the economic crisis and thrive in the global economy. ***(Investing in People)***

- Continuing to improve economic efficiency and the regional business environment, including the development of capital markets, streamlined customs procedures, strengthened intellectual property enforcement and streamlined patent approvals. ***(Economic Growth)***

- Continuing implementation of the Investment Facilitation Action Plan to reduce impediments to investment in the Asia-Pacific through public-private partnerships, policy recommendations, and capacity building. ***(Economic Growth)***

- Utilizing the World Bank's "Ease of Doing Business" indicators to spur progress on making it faster, cheaper, and easier to do business in APEC economies, covering such areas as starting a business, obtaining credit, the efficiency of conducting trade, and enforcing contracts. ***(Economic Growth)***

- Improving toy safety and cracking down on counterfeit drugs and medical devices through a series of initiatives. ***(Investing in People)***

- Continuing implementation of a food security work plan, including a commitment to increased research, development, and trade in agriculture technologies, well-functioning commodity markets, and next-generation biofuels made from non-food crops. Efforts this year to include applying the Ease of Doing Business Indicators to the Agricultural Sector to identify impediments to agribusiness. (***Economic Growth)***

- Fostering closer collaboration among regional emergency management agencies, examining the impact of climate change on disaster management, helping school children prepare for disasters and strengthening public-private partnerships and capacity building for emergency preparedness. ***(Investing in People)***

- Continuing implementation of the APEC Framework for Secure Trade based on the World Customs Organization framework, preventing terrorists from trafficking weapons or the means to deliver them or otherwise infiltrate trade flows of the region. ***(Peace and Security)***

- Continuing to support increasing energy efficiency policies and practices within the region by identifying best practices and models that can be used to adopt a region wide approach and commitment to efficiency measures potentially applying to transport, building, and consumer products, with an APEC-wide goal of reducing energy intensity by at least 25 percent by 2030. (***Economic Growth)***

- Continuing to combat the illicit use of regional financial mechanisms that fund terrorist activities and weapons proliferation, crippling the financial resources needed by groups conducting such activities. ***(Peace and Security)***

- Continuing implementation of pandemic preparedness plans that will minimize humanitarian consequences and economic damages of a possible outbreak of pandemic disease and supporting the Emerging Infections Network (EINet) to enhance regional communication as new health threats arise. ***(Investing in People)***

- Continuing to increase capacity building work to meet the APEC-wide goal of universal broadband access by 2015 in the region. In addition, APEC is continuing to promote capacity building in the areas of regulatory reform and corporate governance, in order to align existing national standards with internationally accepted standards that facilitate U.S. trade and investment. ***(Economic Growth)***

Principal Partners and Benefits

U.S. Department of Agriculture
U.S. Department of Transportation
U.S. Department of Treasury
U.S. Trade and Development Agency
U.S. Department of Commerce
U.S. Department of Homeland Security
U.S. Department of Labor
U.S. Department of Health and Human Services
U.S. Department of Energy
U.S. Department of Education
U.S. Department of Justice
Office of the U.S. Trade Representative
National Science Foundation
US-ASEAN Business Council
National Center for APEC
APEC Study Center Consortium

Participation in APEC is critical to the assertion of U.S. influence in the Asia-Pacific region, especially in light of emerging Asia-only institutions, such as the East Asia Summit and the ASEAN + 3 forum. The U.S. President participates annually in the APEC Leaders' Meeting, the only regional forum in Asia that he attends. Withdrawal from APEC or a substantial failure to pay the U.S. assessment on time could greatly diminish U.S. influence in the only multilateral forum in the Asia-Pacific region that addresses a comprehensive agenda of issues ranging from economic integration and trade and investment liberalization to counter-terrorism and energy security.

Explanation of Estimate

The request provides funding for the U.S. assessed contribution to APEC for calendar year 2011. The request continues to reflect the U.S. agreement in 2007 to an Australian proposal to increase the APEC assessed budget to the level of $5 million in order to meet the increasing policy coordination, research, and capacity building priorities of the United States and other APEC members. The U.S. contribution is not estimated to increase in 2011.

Detailed Computation of Estimate	FY 2009 Actual	FY 2010 Enacted	FY 2011 Request
Assessment Against Members (in Dollars)	5,000	5,000	5,000
United States % Share	18	18	18.01
United States Assessment (in Dollars)	901	900	901

Colombo Plan Council for Technical Cooperation

Colombo, Sri Lanka

($ in thousands)

Computation of Estimate	FY 2009 Actual	FY 2010 Enacted	FY 2011 Request
U.S. Requirements in Dollars	17	17	17

Peace and Security: The Colombo Plan Council for Technical Cooperation (CPCTC) helps prevent at-risk youth from falling into drug trafficking and terrorist organizations through implementation of programs that reduce drug abuse and drug-related violence in South Asia. The U.S. benefits from CPCTC's engagement of leaders and governments in key parts of the region, including Afghanistan,

southern Philippines, southern Thailand, Indonesia and remote sections of Pakistan. CPCTC helps improve America's image in these nations, and advances U.S. counter-terrorism and drug trafficking objectives.

Accomplishments and Priorities

Recent accomplishments by CPCTC include:

- Created the first comprehensive substance abuse treatment programs for adolescents in Afghanistan for adolescents ages 7 – 17. These centers reduce drug use and improve lifestyles for a vulnerable at-risk Afghan sub-population.

- Expanded the only centers for pregnant and addicted women and their children in Afghanistan from one to six facilities. These centers reduce drug abuse among women and their children, and improve women's rights by providing access to life-saving programs. ***(Peace and Security)***

- Enhanced mosque-based outreach centers in Afghanistan through specialized training and technical assistance. These centers, run by mullahs, imams, and other religious leaders, provide substance abuse counseling, reducing drug abuse and offering alternatives for at-risk youth who might otherwise join drug trafficking or terrorist organizations. ***(Peace and Security)***

- Doubled the number of outreach/drop-in centers for drug abuse in Islamic countries from 6 to 12 (Indonesia, Pakistan, Afghanistan, southern Philippines) to prevent initial on-set of drug use and to promote U.S. values, improving America's image in the world's largest Muslim nation. ***(Peace and Security)***

- Reduced overall drug use (pre- and post-treatment) among targeted clients in corrections-based drug treatment centers in Vietnam by 73 percent; reduced heroin use by 87 percent; and reduced intravenous drug use by 85 percent. ***(Peace and Security)***

Current and future priorities include:

- Expanding the number of substance abuse treatment programs in Afghanistan from 17 to 26, thereby providing rehabilitation services to over 6,000 men, women, and children. ***(Peace and Security)***

- Developing clinical protocols for treating drug addicted children from infancy to age six, the youngest addict population ever encountered worldwide. ***(Peace and Security)***

- Developing a comprehensive drug treatment delivery system for Pakistan, the country with the world's second highest drug addiction rate. The system is designed to reduce drug use and related violence, and decrease the prevalence of HIV/AIDS. ***(Peace and Security)***

- Introducing standards for national drug treatment programs and for certification of counselors throughout Southeast and Southwest Asia, in order to improve the quality of addictions services, and reduce methamphetamine abuse and other high-risk behaviors, such as intravenous drug use, that contribute to outbreaks of HIV/AIDS. ***(Peace and Security)***

Principal Partners and Benefits

U.S. participation in CPCTC provides access to major Muslim-based organizations and networks that are critical to improving America's image in the Muslim world. CPCTC also provides in-roads and

access to volatile Muslim regions, serves as a vehicle for collaborating on anti-drug and counter-terrorism initiatives, and offers support for opium eradication in Afghanistan. CPCTC has made progress on several objectives outlined in the President's February 2003 National Strategy for Combating Terrorism, the President's National Drug Control Strategy, and the Global HIV/AIDS Strategy. Withdrawal or a substantial failure to pay assessed contributions on time could result in the loss of U.S. influence regarding important regional issues such as drug trafficking and abuse, the methamphetamine epidemic, the connection between drug trafficking and terrorism, and the prevalence of HIV/AIDS resulting from illicit substance abuse.

Explanation of Estimate

The FY 2011 request provides for the U.S. assessed contribution to CPCTC for calendar year 2011. Member state assessments cover the administrative costs of the organization, while CPCTC's primary source of program funding is voluntary contributions.

Detailed Computation of Estimate	FY 2009 Actual	FY 2010 Enacted	FY 2011 Request
Assessment Against Members (in Dollars)	398	398	398
United States % Share	4.37	4.37	4.37
United States Assessment (in Dollars)	17	17	17

Organization for the Prohibition of Chemical Weapons

The Hague, Netherlands

($ in thousands)

Computation of Estimate	FY 2009 Actual	FY 2010 Enacted	FY 2011 Request
U.S. Requirements in Dollars	24,567	26,794	28,090

Peace and Security: The Organization for the Prohibition of Chemical Weapons (OPCW) ensures worldwide implementation of the Chemical Weapons Convention. OPCW verifies member state destruction of chemical weapons and associated production capabilities, inspects dual-use chemical facilities that could be misused for weapons purposes, promotes export controls, and maintains the capability to conduct short-notice "challenge inspections" anywhere on the territory of a member state. The U.S. and the world benefit from the eventual elimination of an entire class of weapons of mass destruction.

Economic Growth: OPCW oversees global cooperation in chemistry for peaceful purposes and promotes the development of the world's chemical industries. OPCW helps create overseas trade opportunities for the U.S. chemical industry and ensures fair competition through establishment of chemical weapons legislation and trade controls.

Humanitarian Assistance: OPCW possesses the ability to assist member states in the case of an actual chemical attack. OPCW provides training that helps member states develop the capability to prevent and respond to chemical-related terrorist incidents.

CONTRIBUTIONS TO INTERNATIONAL ORGANIZATIONS

Accomplishments and Priorities

Recent accomplishments by OPCW include:

- Verified the destruction of 4,137 metric tons of chemical warfare agents in 2008. Since 1997, OPCW has overseen and verified the destruction of 30,467 metric tons of chemical warfare agents, verified the destruction of 43 former chemical weapons production facilities, and certified the conversion to peaceful purposes of another 19 facilities. ***(Peace and Security)***

- Completed 200 inspections at potentially dual-use industrial chemical facilities during 2008. OPCW has conducted 1,482 inspections at over 1,100 industrial facilities in 81 countries to ensure that facilities are operated for peaceful purposes. ***(Peace and Security)***

- Provided technical assistance to 74 specialized personnel from more than 40 member states in 2008, including technical assistance visits, national training courses and national awareness workshops to help member states implement the Chemical Weapons Convention at the national level. ***(Peace and Security)***

- Facilitated the transfer of used and functional equipment and technical assistance that enabled 46 (since 1997) publicly-funded laboratories to strengthen their analytical capacities and improve their technical competencies in 2008; also supported 67 new chemistry research projects 2008 bringing the total to 382 since 1997. ***(Humanitarian Assistance)***

- Sponsored 24 individuals through the Associate Program in 2008, which facilitates capacity building, advances national implementation of the Chemical Weapons Convention, and promotes good practices in the chemical manufacturing sector. Over 170 participants have benefited from the OPCW's Associate Program since 1997. ***(Economic Growth)***

- Provided financial support for the organization of conferences, workshops, seminars on special topics relevant to the Convention to facilitate the exchange of scientific and technical information to assist developing countries or those countries with economies in transition. The OPCW has sponsored 190 such events (26 in 2008) benefiting nearly 2000 participants. ***(Economic Growth)***

- Facilitated the accession of two additional new member states (Iraq and The Bahamas) to the Chemical Weapons Convention bringing the total number of member states to 188. ***(Peace and Security)***

Current and future priorities include:

- Verifying the destruction of approximately 4,000 metric tons of chemical warfare agents in four countries; confirming the complete destruction of chemical weapons stockpiles in two more states parties; and conducting 200 routine industrial inspections at possible dual-use facilities of concern in member states during 2009. ***(Peace and Security)***

- Continuing efforts to encourage more countries of concern to join the Chemical Weapons Convention, especially Israel, Egypt, Syria, Burma, and North Korea. ***(Peace and Security)***

- Continuing development of the capability to provide timely, adequate, and efficient assistance within 24 hours to any member state needing assistance in responding to a chemical incident. ***(Humanitarian Assistance)***

- Continuing to provide training to approximately 100 specialized personnel from member states that are increasing their economic and technical capacity to conduct chemical activities not prohibited under the Chemical Weapons Convention. ***(Economic Growth)***

Principal Partners and Benefits

U.S. Department of Defense
U.S. Department of Energy
U.S. Department of Commerce
U.S. intelligence community

OPCW advances U.S. strategic goals in the areas of nonproliferation and security. Through the mutual commitment of 188 States Parties to the Chemical Weapons Convention, OPCW is working to eliminate an entire class of weapons of mass destruction. U.S. withdrawal or a substantial failure to pay assessed contributions on time could result in a curtailment of OPCW's verification and destruction operations in numerous nations that currently possess chemical weapons stockpiles. U.S. withdrawal could also cause other nations, such as Russia, Libya, Iran or Cuba, to renege on their commitments to the Chemical Weapons Convention.

Explanation of Estimate

The FY 2011 request provides for 50 percent of the U.S. assessed contribution to OPCW for calendar year 2010, which is deferred from the previous fiscal year, plus 50 percent of the assessed contribution for calendar year 2011. U.S. payments to OPCW became partially deferred in FY 2006. FY 2009 Supplemental funding enabled an additional payment toward the calendar year 2009 assessed contribution, shifting the partial deferral from 70 percent to 50 percent deferral. No significant increase in the assessed budget for the organization is projected for 2011. The request also provides for payments toward calendar year 2011 costs associated with Articles IV and V of the Chemical Weapons Convention. Under these two treaty articles and subsequent Conference of the States Parties decisions, member states must reimburse OPCW for specified inspection and verification expenses.

Detailed Computation of Estimate	FY 2009 Actual	FY 2010 Enacted	FY 2011 Request
Assessment Against Members (in Euros)	68,207	68,200	68,200
United States % Share	22	22	22
United States Assessment (in Euros)	15,005	15,004	15,004
Less: Prior Year Credit/Surplus	(1,094)	0	0
Articles IV and V Costs	3,500	4,000	4,000
U.S. Requirement (in Euros)	17,411	19,004	19,004
Approx. Exchange Rate (Euros to $1)	0.8358	0.695	0.665
U.S. Requirement in Dollars	20,833	27,344	28,577
Fiscal Year 2008 Deferral	13,978	0	0
Fiscal Year 2009 Deferral	(10,244)	10,244	0
Fiscal Year 2010 Deferral	0	(10,794)	10,794
Fiscal Year 2011 Deferral	0	0	(11,281)
U.S. Requirement in Dollars After Deferral	24,567	26,794	28,090
Amount to Reverse Deferral	4,134	0	0
Total Including Reverse Deferral	28,701	0	0

CONTRIBUTIONS TO INTERNATIONAL ORGANIZATIONS

World Trade Organization

Geneva, Switzerland

($ in thousands)

Computation of Estimate	FY 2009 Actual	FY 2010 Enacted	FY 2011 Request
U.S. Requirements in Dollars	21,965	24,402	24,437

Economic Growth: The World Trade Organization (WTO) establishes international tariff reductions and trade rules, and facilitates resolution of trade-related disputes through a rules-based multilateral trading system. These mechanisms provide the foundation for a predictable, stable system for international trade that has expanded global economic opportunities, raised standards of living and reduced poverty. U.S. farmers, ranchers, manufacturers, and service providers benefit significantly from the resulting trade opportunities, exporting over $1.8 trillion worth of goods and services in 2008. Exports comprised 13.1 percent of U.S. Gross Domestic Product (GDP) in 2008.

Governing Justly and Democratically: WTO promotes both international and national rules of law that bring transparency and predictability to commerce and reduce opportunities for corruption. The WTO-administered trade system brings economic opportunity to developing nations around the world, providing a platform for democracy and fostering political stability.

Accomplishments and Priorities

Recent accomplishments by WTO include:

- Opened new markets for U.S. services, agricultural products, and manufactured goods through negotiated reductions of tariffs and increased market access resulting from:
    - The accession of Ukraine in 2008, whereby Ukraine passed more than 40 laws and regulations to implement WTO agreements, including changes to its regime on import requirements, intellectual property rights protection, subsidies and customs procedures.
    - The accessions of Tonga in 2007 and Cape Verde in 2008, both small developing countries that depend on trade for a majority of their national income and count the U.S. among their top three trade partners. ***(Economic Growth)***
    - The accession of Chinese Taipei to the WTO Government Procurement Agreement in 2009, assuring U.S. companies access to procurement opportunities valued at over $21 billion in 2007.
- Filed several new cases in 2008 and 2009 through the WTO's dispute resolution procedure to hold trading partners accountable to their trade commitments. These activities include:
    - A case against China's export restraints on nine raw materials that are key inputs for numerous downstream products in the steel, aluminum, and chemicals sectors and which are critical to U.S. manufacturers and workers. The measures seriously disadvantage U.S. downstream producers by limiting foreign access to the raw materials, which increases world market prices for the materials.
    - A case against subsidies resulting from a policy by the Chinese government to promote the sale of Chinese products abroad and encourage recognition of Chinese brand names. U.S. industries particularly affected included textiles, manufacturing, paper products, and steel.

  - A case regarding the EU's ban on the import and marketing of poultry meat and poultry meat products processed with a type of sanitary treatment judged safe by both U.S. and European food safety authorities. With annual poultry meat imports of $3 billion, the EU represents a potentially large market for U.S. exporters. The United States exported $4.5 billion worth of poultry globally in 2008.

  - A case on the EU's application of tariffs to certain computer monitors and multifunction printers/scanner/fax machines, contrary to commitments under the WTO Information Technology Agreement. EU imports of these products were valued at billions of dollars in 2007, with U.S. companies being among the largest manufacturers of these products.

- Completed several cases in 2009 that address unfair trade practices such as China's measures pertaining to the protection and enforcement of copyright and trademarks on a wide range of products and China's restrictions on the importation and distribution of copyright-intensive products such as movies, DVDs, music, and books, thus allowing U.S. to import these products to China. WTO also reached a compromise agreement with the EU regarding its ban on imports of beef treated with certain hormones that now allows a limited amount of hormone-free U.S. beef to enter the European market. ***(Economic Growth)***

- Promoted open markets, boosting global economic growth, creating jobs, reducing poverty, and increasing prosperity around the world. Once WTO Uruguay Round commitments are fully implemented, the average global "Most Favored Nation" tariff, which applies to all WTO member states, will drop to approximately four percent. ***(Economic Growth)***

- Created a more expansive foreign policy dialogue through negotiations that enable nations with diverse interests to work together to create common economic ties. The opening of markets and resulting exchanges of ideas bring some WTO members closer to U.S. positions on issues not just related to trade or economics. ***(Economic Growth)***

- Promoted a rules-based global system of trade, which introduces transparency and predictability into the governing of commercial transactions, customs procedures, and direct foreign investment, as well as reducing opportunities for graft and corruption through best practices and rule of law in countries acceding to WTO. ***(Governing Justly and Democratically)***

Current and future priorities include:

- Continuing to monitor trade-related developments that occur as a result of the financial crisis and its impact on the global economy. WTO has pledged to go beyond its function as a safety net of rules and contribute to the solution to the current crisis. ***(Economic Growth)***

- Continuing accession negotiations for both Afghanistan and Iraq as a critical part of the international community's effort to rebuild and enhance the stability of these linchpin countries, reducing opportunities for corruption and enhancing peace and security in the respective regions. ***(Economic Growth; Governing Justly and Democratically)***

- Opening additional markets for U.S. producers of goods and services. For example, Russia's accession will open a $740 billion market. Russia has indicated a desire to complete accession in 2010. China's accession to the WTO Government Procurement Agreement would guarantee U.S. access to a market worth $55.6 billion (2007 valuation). ***(Economic Growth)***

CONTRIBUTIONS TO INTERNATIONAL ORGANIZATIONS

- Continuing work toward multilateral commitments and trade-related technical assistance that contributes to global stability and security by increasing economic growth, creating jobs and opportunity, and combating corruption and poverty. ***(Economic Growth; Governing Justly and Democratically)***

- Continuing mitigation of unfair trade practices by countries failing to meet their WTO commitments through cases that the U.S. brings before the WTO Dispute Settlement Body. ***(Economic Growth)***

Principal Partners and Benefits

U.S. Chamber of Commerce
U.S. Business Roundtable
U.S. Coalition of Service Industries
U.S. National Association of Manufacturers
U.S. trade associations and industry groups
World Bank and International Monetary Fund

The U.S. economy benefits significantly from U.S. participation in WTO. WTO-sponsored tariff reductions and trade rules enabled U.S. farmers, ranchers, manufacturers and service providers to export over $1.8 trillion in goods and services in 2008. U.S. membership in WTO also provides opportunities to advance U.S. interests through more than 20 standing Committees (not including numerous additional Working Groups, Working Parties, and Negotiating Bodies) that enable members to exchange views, resolve compliance concerns, and develop initiatives aimed at systemic improvements. Substantial arrears or withdrawal from WTO could result in trading partners being able to raise tariffs on U.S. exports without restraint, hindering the entry of U.S. products to key overseas markets, and having a potentially serious effect on the U.S. trade balance. U.S. exporters could lose their ability to formulate business plans based on predictable and uniform global tariff schedules. Substantial arrears or withdrawal from WTO could also deny the U.S. the ability to settle trade disputes through the WTO Dispute Settlement Body.

Explanation of Estimate

The request provides for the U.S assessed contribution to WTO for calendar year 2010, the first year of WTO's 2010-2011 biennial budget. The CY 2010 assessed budget increases by 2.5 percent following a 3.3 percent decrease in CY 2009. The increase is due primarily to inflationary increases in personnel costs. The U.S. assessed contribution decreases for the third year in a row. The decrease in the U.S. assessed contribution is due primarily to the U.S. having a smaller share of world exports and imports. The WTO scale of assessments is based on the percentage share of total exports and imports of WTO member states.

Detailed Computation of Estimate	FY 2009 Actual	FY 2010 Enacted	FY 2011 Request
Assessment Against Members (in Swiss Francs)	177,900	183,700	192,200
United States % Share	14.106	13.7797	12.962
United States Assessment (in Swiss Francs)	25,095	25,313	24,913
Less: Prior Year Credit/Surplus	0	(539)	(363)
Less: Incentive Scheme Credit	(7)	(7)	(15)
U.S. Requirement (in Swiss Francs)	25,088	24,767	24,535
Approx. Exchange Rate (Swiss Francs to $1)	1.1421	1.0149	1.004
U.S. Requirement in Dollars	21,965	24,402	24,437

CONTRIBUTIONS TO INTERNATIONAL ORGANIZATIONS

Customs Cooperation Council

Brussels, Belgium

($ in thousands)

Computation of Estimate	FY 2009 Actual	FY 2010 Enacted	FY 2011 Request
U.S. Requirements in Dollars	4,072	4,490	4,717

Peace and Security: The Customs Cooperation Council, also known by its working name of the World Customs Organization (WCO), promotes a uniform customs framework among its 175 members. This framework includes global trade security initiatives based on U.S. Customs and Border Protection programs. WCO's security initiatives increase the security of U.S.-destined cargo shipments through supply chain security standards including customs-to-business partnership programs.

Economic Growth: WCO develops harmonized and simplified customs procedures through tools like the Revised Convention on the Simplification and Harmonization of Customs Procedures (Kyoto Convention) and the Harmonized Tariff System Convention that WCO members employ to establish uniformity and improve the performance of their national customs administrations. These rules and procedures help expedite the flow of goods across national borders.

Governing Justly and Democratically: WCO leads an international effort to promote integrity and prevent corruption among national customs agencies around the world. The WCO Compendium of Integrity Best Practices serves as a basis for national laws governing the conduct of customs officials and organizations.

Accomplishments and Priorities

Recent accomplishments by WCO include:

- Elected U.S. Customs and Border Protection (CBP) representative to the position of Vice-Chair of the WCO Finance Committee. ***(Governing Justly and Democratically)***

- Established a partnership with the WCO Capacity Building Directorate to expand U.S. capacity building efforts into the Western Hemisphere. ***(Economic Growth)***

- Finalized the WCO Trade Recovery Guidelines. These guidelines will assist WCO members with resuming cargo movement in the event of a significant disruption to international trade. ***(Peace and Security)***

- Continued implementation of the Columbus Capacity Building Program, the largest global customs training and technical assistance program ever. This program promotes expeditious implementation of the Framework of Standards to Secure and Facilitate Global Trade (SAFE Framework) worldwide. WCO and its members have committed to providing assistance to approximately 100 member customs administrations in need of assistance. ***(Peace and Security; Economic Growth)***

- Continued implementation of the Customs Enforcement Network, which facilitates the sharing of information and intelligence used to combat commercial fraud, money laundering, and illicit trade in weapons and narcotics. ***(Peace and Security)***

- Reached agreement on technical concepts of Version 3 of the WCO Data Model, and substantial progress towards implementation has been made. The WCO Data Model supports

the SAFE framework through standardization of data that national governments use in reporting information on the import, export and transit of goods, conveyances, equipment and crew. Version 3 will also further the exchange of reliable trade information and contribute to the success of several security initiatives and governmental regulatory and enforcement activities. ***(Economic Growth)***

Current and future priorities include:

- Increasing global efforts to protect intellectual property rights, such as the Strategy Targeting Organized Piracy initiative. Greater enforcement of intellectual property rights protects American investors and improves the quality of U.S. imports. ***(Economic Growth)***

- Promoting global implementation of the WCO SAFE Framework through the Columbus Capacity Building Program. The U.S. has seconded one Technical Attaché to support efforts in approximately 100 nations that have committed to SAFE implementation. ***(Peace and Security)***

- Continuing progress on the third U.S. proposal to incorporate the Importer Security Filing requirements into the WCO SAFE Framework. These additional data elements will enhance cargo security. ***(Peace and Security)***

- Continuing progress in the mutual recognition arena. Currently the U.S. is engaged in discussions with the EU, the Republic of Korea, and Chinese Taipei with the goal of recognizing their respective customs-to-business partnership programs. ***(Economic Growth; Peace and Security)***

- Continuing development of a draft strategy and action plan in relation to the Customs in the 21st Century document, in order to implement the 10 building blocks for enhancing Customs operations globally. ***(Governing Justly and Democratically)***

Principal Partners and Benefits

U.S. Department of Homeland Security	U.S. Customs and Border Protection
U.S. import and export communities	U.S. Postal Administration and customers

WCO's Private Sector Consultative Group includes representatives of numerous major corporations and the World Shipping Council, International Chamber of Commerce, International Federation of Customs Brokers Associations, American Association of Exporters and Importers, Global Express Association, International Association of Ports and Harbors, and International Air Transport Association. WCO promotes global trade security through effective customs procedures at national borders. U.S. Customs and Border Protection (CBP) contributions to WCO are key because the WCO integrates U.S. security policies and practices into initiatives that can be utilized by the entire international community. This integration is the first step in harmonizing worldwide security practices such that they are based on the U.S. standard. U.S. withdrawal or a substantial failure to pay assessed contributions on time could significantly erode global support for these U.S.-led initiatives.

Explanation of Estimate

The request provides for the U.S. assessed contribution to WCO's fiscal year 2011 budget (July 1, 2010 through June 30, 2011). The increase in the WCO budget is due to inflationary cost increases. The U.S. assessment rate for fiscal year 2010 is expected to remain at 22 percent. Decisions on the fiscal year 2011 WCO budget and on the members' assessment rates will be taken by the WCO Council in June 2010.

CONTRIBUTIONS TO INTERNATIONAL ORGANIZATIONS

Detailed Computation of Estimate	FY 2009 Actual	FY 2010 Enacted	FY 2011 Request
Assessment Against Members (in Euros)	13,772	14,184	14,259
United States % Share	23	22	22
United States Assessment (in Euros)	3,167	3,120	3,137
Approx. Exchange Rate (Euros to $1)	0.7778	0.6949	0.665
U.S. Requirement in Dollars	4,072	4,490	4,717

Hague Conference on Private International Law

The Hague, Netherlands

($ in thousands)

Computation of Estimate	FY 2009 Actual	FY 2010 Enacted	FY 2011 Request
U.S. Requirements in Dollars	233	263	283

Governing Justly and Democratically: The Hague Conference on Private International Law (HCOPIL) develops private international law in areas such as judicial cooperation, cross-border dispute settlement, and family law (child custody, abduction, adoption and support). Tens of thousands of U.S. citizens, families and businesses benefit every year from HCOPIL-developed rules of international law

Economic Growth: HCOPIL also develops private international law in the areas of international trade and investment. A recently-developed HCOPIL convention promotes legal certainty and predictability for U.S. citizens and businesses engaged in transnational securities transactions and the holding and transfer of securities, a critical component of modern commerce.

Accomplishments and Priorities

Recent accomplishments by HCOPIL include:

- Completed the Convention on the International Recovery of Child Support and Other Forms of Family Maintenance, which provides for cross-border enforcement of child support orders. The U.S. was the first country to sign this convention. ***(Governing Justly and Democratically)***

- Convened a Special Commission in late 2009 that adopted 12 recommended forms to be used for addressing child support-related requests, and a country profile form to explain how each country will implement its Convention obligations. ***(Governing Justly and Democratically)***

- Continued to promote and administer the Hague Convention on International Child Abduction, which requires the prompt return of children wrongfully removed or retained abroad in parental custody disputes. ***(Governing Justly and Democratically)***

- Sponsored the Third Malta Conference on Cross-Frontier Family Law Issues during 2009, part of an ongoing dialogue to promote judicial cooperation and facilitate contact between children and parents who live in different countries. ***(Governing Justly and Democratically)***

- Took additional steps to promote and administer the Hague Convention on the International Protection of Adults, designed to protect the interests of incapacitated adults. This convention entered into force in 2009. ***(Governing Justly and Democratically)***

- Continued to promote and administer the Hague Convention on Child Adoption, which provides procedures for cross-border adoptions, benefiting U.S. families adopting children from other countries. This convention now has 81 parties. ***(Governing Justly and Democratically)***

- Adopted a multilateral treaty establishing rules for enforcing exclusive choice of courts in transnational civil or commercial contracts, as well as for recognizing and enforcing the judgments that result from proceedings in those courts. The U.S. signed this convention in 2009. ***(Governing Justly and Democratically; Economic Growth)***

- Administers several highly successful judicial cooperation conventions to which the U.S. is a party and that are widely used by U.S. practitioners, including: the Service Convention (sets rules for providing legal notice in transnational litigation); the Evidence Convention (facilitates obtaining evidence from one country for use in litigation in another); and the Apostille Convention (simplifies legalization of official documents issued by one country for use in another). A Special Commission held in 2009 focused on ways to improve cooperation under these agreements. ***(Governing Justly and Democratically)***

Current and future priorities include:

- Continuing work in several areas including development of choice of law principles relating to commercial contracts; developing a good practice guide to accompany the new family maintenance convention; and developing a good practice guide on family mediation. ***(Governing Justly and Democratically; Economic Growth)***

Principal Partners and Benefits

U.S. Department of Health and Human Services
U.S. Department of Justice
U.S. Securities and Exchange Commission
U.S. Department of Treasury
Federal Reserve Bank
American Bar Association
Nat'l Conference of Commissioners on Uniform State Laws

U.S. family law advocacy groups and U.S. citizens and businesses having international dealings in the areas of family law, litigation, commerce and finance depend on rules of law that HCOPIL promotes. Participation in HCOPIL enables the U.S. to achieve international acceptance of treaties and other instruments of private international law that reflect U.S. law and experience. Withdrawal from HCOPIL or a substantial failure to pay assessed contributions on time would impair U.S. participation in a key international forum where practical agreements are reached in the areas of family law, judicial assistance and commercial matters, especially those involving capital markets transactions. Without U.S. participation, future private international law developments in these areas could increasingly be shaped by other governments and thus reflect their legal systems, to the detriment of U.S. citizens and businesses.

Explanation of Estimate

The request provides for the U.S. contribution to HCOPIL's fiscal year 2011 assessed budget (July 1, 2010 through June 30, 2011). The HCOPIL Council of Diplomatic Representatives, of which the U.S. is a member, will adopt the 2011 budget in July 2010. The request projects three percent growth in the 2011 assessed budget to cover inflationary cost increases.

CONTRIBUTIONS TO INTERNATIONAL ORGANIZATIONS

Detailed Computation of Estimate	FY 2009 Actual	FY 2010 Enacted	FY 2011 Request
Assessment Against Members (in Euros)	3,121	3,232	3,329
United States % Share	5.6652	5.6556	5.6556
United States Assessment (in Euros)	177	183	188
Approx. Exchange Rate (Euros to $1)	0.7597	0.6958	0.665
U.S. Requirement in Dollars	233	263	283

International Agency for Research on Cancer

Lyon, France

($ in thousands)

Computation of Estimate	FY 2009 Actual	FY 2010 Enacted	FY 2011 Request
U.S. Requirements in Dollars	1,899	1,964	2,201

Investing in People: The International Agency for Research on Cancer (IARC) coordinates and conducts research on the causes of human cancer, and develops scientific strategies for cancer control. IARC collaborates with cancer registries around the world to collect and disseminate data on cancer incidence, mortality, and survival. Close collaboration between IARC and the U.S. scientific community contributes to scientific advances in the fight against cancer and helps protect Americans against this disease.

Accomplishments and Priorities

Recent accomplishments by IARC include:

- Completed a major study of cancer survival patterns in 2009 involving 340,000 cancer patients in 12 countries, confirming that cancer survival depends highly on awareness and detection practices as well as disease management practices. ***(Investing in People)***

- Updated cancer assessments related to several personal habits and household exposures, including smoking, consumption of salted fish, and exposure to smoke from coal used for cooking and eating. ***(Investing in People)***

- Concluded that Vitamin C and other compounds in the diet may prevent cancers of the stomach and esophagus. Revealed specific links between human cancers and exposure to chemicals, diet and lifestyle. ***(Investing in People)***

- Determined that smokers of black tobacco have a three-fold higher risk of bladder cancer than smokers of blond tobacco. ***(Investing in People)***

- Demonstrated important links between cancer and occupational risks, including linking low doses of radiation to a small increase in cancer risk in nuclear industry workers. ***(Investing in People)***

- Helped researchers distinguish between environmental and hereditary causes of cancer, and demonstrated that certain substances are NOT shown to cause cancer. ***(Investing in People)***

- Published "Cancer Incidence in Five Continents," - a renowned research tool for U.S. and other experts to examine possible environmental causes of cancer. ***(Investing in People)***

Current and future priorities include:

- Examining the health impacts of the Chernobyl reactor accident to determine the exact consequences of the accident. ***(Investing in People)***

- Increasing focus on the study of genetic factors as the cause of human cancer due to increasing evidence that genetic mutations play a critical role in carcinogenesis. ***(Investing in People)***

- Accelerating efforts to control cancer worldwide through collaborative research on cancer causes and epidemiology. ***(Investing in People)***

- Publishing research results on cancers and cancer causes, and disseminating scientific information through publications, meetings, courses, and fellowships. ***(Investing in People)***

Principal Partners and Benefits

U.S. Department of Health and Human Services
U.S. National Cancer Institute
U.S.-based cancer research community

U.S. participation in IARC benefits both the U.S. scientific community and the U.S. National Cancer Institute, which collaborate with IARC. Reflecting recognition of IARC's relevance in a growing number of countries, Austria became the 21st member state of IARC in May 2008. U.S. withdrawal or a substantial failure to pay assessed contributions on time could limit scientific collaboration between the U.S. and the developing world.

Explanation of Estimate

The FY 2011 request provides funding for 70 percent of the U.S. assessment for calendar year 2010, which was deferred from the previous fiscal year, plus 30 percent of the U.S. assessment for calendar year 2011. U.S. payments to IARC have been partially deferred since FY 2006. As agreed by IARC member states, the IARC budget is assessed in Euros beginning in calendar year 2010. The assessed budget for calendar year 2011 increases by 2.1 percent compared to calendar year 2010.

Detailed Computation of Estimate	FY 2009 Actual	FY 2010 Enacted	FY 2011 Request
Assessment Against Members (in Euros)	0	18,760	19,151
United States % Share	0	8.0112	7.9487
United States Assessment (in Euros)	0	1,503	1,522
Approx. Exchange Rate (Euros to $1)	0	0.6952	0.665
U.S. Requirement in Dollars	0	2,162	2,289
Assessment Against Members (in Dollars)	22,400	0	0
United States % Share	8.3901	0	0
United States Assessment (in Dollars)	1,879	0	0
Fiscal Year 2008 Deferral	1,336	0	0
Fiscal Year 2009 Deferral	(1,316)	1,316	0

CONTRIBUTIONS TO INTERNATIONAL ORGANIZATIONS

Detailed Computation of Estimate	FY 2009 Actual	FY 2010 Enacted	FY 2011 Request
Fiscal Year 2010 Deferral	0	(1,514)	1,514
Fiscal Year 2011 Deferral	0	0	(1,602)
U.S. Requirement in Dollars After Deferral	1,899	1,964	2,201

International Bureau for the Publication of Customs Tariffs

Brussels, Belgium

($ in thousands)

Computation of Estimate	FY 2009 Actual	FY 2010 Enacted	FY 2011 Request
U.S. Requirements in Dollars	144	168	183

Economic Growth: The International Bureau for the Publication of Customs Tariffs (IBPCT), also known by its working name of the International Customs Tariffs Bureau (BITD), provides vital tariff information that governments and businesses use in international trade. IBPCT translates tariff schedules and publishes them in the International Customs Journal in English, French, German, Italian and Spanish. IPBCT is recognized as the only international organization entitled to provide official translations of customs tariffs. Comprehensive information on foreign customs duties helps facilitate U.S. trade and exports.

Accomplishments and Priorities

Recent accomplishments by IBPCT include:

- Translated and published tariff schedules in multiple languages for each of IBPCT's 42 member states. U.S. exporters rely on the IBPCT's International Customs Journal for official English translations of trading partners' customs tariffs, contributing to U.S. exports of goods and services. The Department of Commerce relies on the customs tariff information particularly for applied rates from non-WTO member countries including Russia. ***(Economic Growth)***

- Codified tariff schedules of 42 member governments, including key U.S. trading partners such as China, Germany and Japan, makes the global trading system more transparent, less prone to corruption, and accessible to U.S. exporters of agricultural products and manufactured goods. ***(Governing Justly and Democratically)***

Current and future priorities include:

- Continuing translation and publication of international customs tariffs in the International Customs Journal, allowing U.S. farmers and manufacturers to gain access to vital tariff information needed to export goods and services more effectively. ***(Economic Growth)***

- Translating U.S. tariff schedules into other languages, such as Chinese or Japanese, potentially facilitating increased trade between the U.S. and those countries. ***(Economic Growth)***

- Continuing to collaborate with member states to standardize their tariffs, helping them adapt the translation of their national texts to customs terminology in accordance with the Harmonized Commodity Description and Coding System. ***(Economic Growth)***

Principal Partners and Benefits

U.S. Department of Commerce
Office of the U.S. Trade Representative

U.S. businesses rely on IBPCT's International Customs Journal for access to tariff information used in international trade. U.S. withdrawal or a substantial failure to pay assessed contributions on time could reduce the availability of tariff information related to U.S. exports. The potential loss of information could disadvantage U.S. farmers, ranchers, and manufacturers in the global trading system.

Explanation of Estimate

The request provides for the U.S. assessed contribution to IBPCT's fiscal year 2011 budget (April 1, 2010 through March 31, 2011). The request anticipates a four percent increase in 2010 to cover expected inflationary and other customary cost increases.

Detailed Computation of Estimate	FY 2009 Actual	FY 2010 Enacted	FY 2011 Request
Assessment Against Members (in Euros)	2,036	2,126	2,212
United States % Share	5.5	5.5	5.5
United States Assessment (in Euros)	112	117	122
Approx. Exchange Rate (Euros to $1)	0.7778	0.6964	0.665
U.S. Requirement in Dollars	144	168	183

International Bureau for the Permanent Court of Arbitration

The Hague, Netherlands
($ in thousands)

Computation of Estimate	FY 2009 Actual	FY 2010 Enacted	FY 2011 Request
U.S. Requirements in Dollars	76	78	84

Peace and Security: The International Bureau of the Permanent Court of Arbitration (IBPCA) administers arbitration, conciliation, and fact finding in disputes involving combinations of states, private parties, and international organizations. International arbitration benefits the U.S. by promoting international rule of law and peaceful resolution of disputes in regions of the world where the U.S. has strategic interests. IBPCA also conducts education and outreach to promote international dispute resolution.

Accomplishments and Priorities

Recent accomplishments by IBPCA include:

- Facilitated several notable arbitrations that have contributed to regional peace and stability by enabling states to resolve disputes peacefully. The IBPCA's workload in 2009 consisted of close to 30 cases, including:

- The Government of Sudan/The Sudan People's Liberation Movement: In July 2009 the arbitral tribunal rendered its final award regarding the Arbitration Agreement between the Government of Sudan and the Sudan People's Liberation Movement/Army, which concerns the delimitation of the boundaries of Sudan's Abyei region. Both parties have announced that they will abide by the award. ***(Peace and Security)***

- Ethiopia/ Eritrea: IPBCA served as the registry for both the ongoing Ethiopia-Eritrea Boundary Commission, which is working with Ethiopia and Eritrea on the demarcation of the boundary between the two states, and the Ethiopia-Eritrea Claims Commission. These Commissions have facilitated productive discussions concerning the peaceful settlement and have promoted regional security. ***(Peace and Security)***

- Iran-U.S. Claims Tribunal: The IPBCA Secretary-General has assisted with appointments and challenges of arbitrators to several international tribunals under agreements to which the United States is a party. The Iran-US Claims Tribunal, before which the U.S. is litigating multi-billion dollar claims that resulted from the seizure of U.S. hostages by Iran in 1979, is one of the Tribunals that uses the PCA as an appointing authority. The Tribunal has resolved nearly all of the 4,700 private claims before it, but has yet to resolve several inter-governmental claims. ***(Peace and Security)***

- Established a Permanent Court of Arbitration Facility in Singapore, which will enable the IBPCA to make its experience and expertise in dispute resolution readily available to countries in Asia. ***(Governing Justly and Democratically)***

- Revised the model clauses for the resolution of both existing and future disputes under the IBPCA's Optional Arbitration and Conciliation Rules and the UNCITRAL Arbitration Rules. ***(Governing Justly and Democratically)***

Current and future priorities include:

- Developing rules and procedures to strengthen the international dispute resolution framework by providing alternative and more flexible frameworks for settling State-to-State disputes, thereby providing parties with a viable alternative to the International Court of Justice. ***(Governing Justly and Democratically)***

- Reaching out to States in an effort to increase the number of States Parties to one or more of the IBPCA's Conventions. The number of States Parties currently stands at 107. As more States accede to these Conventions, the opportunity for peaceful settlement of disputes increases correspondingly. ***(Peace and Security)***

Principal Partners and Benefits

IBPCA's constituency includes the U.S. Government (as, among other things, a litigant before the Iran-U.S. Claims Tribunal). Membership in IBPCA enables the U.S. to influence the administration of arbitration proceedings to which it may be a party or have an interest. Withdrawal or a substantial failure to pay assessed contributions on time could significantly diminish U.S. influence over IBPCA and could adversely affect its interests in using IBPCA as an appointing authority for the Iran-U.S. Claims Tribunal, before which the U.S. Government faces multi-billion dollar claims.

Explanation of Estimate

The request provides for the U.S. assessed contribution to IBPCA for calendar year 2011, the second year of IBPCA's 2010-2011 biennial budget. The request estimates a three percent increase in 2010 to

cover mandatory salary and other inflationary cost increases. The IBPCA Administrative Council was unable to adopt a full biennial budget due to disagreement over the size of the budget increase.

Detailed Computation of Estimate	FY 2009 Actual	FY 2010 Enacted	FY 2011 Request
Assessment Against Members (in Euros)	823	836	861
United States % Share	6.4893	6.4558	6.4558
United States Assessment (in Euros)	53	54	56
Approx. Exchange Rate (Euros to $1)	0.6974	0.6923	0.665
U.S. Requirement in Dollars	76	78	84

International Bureau of Weights and Measures

Serves, France

($ in thousands)

Computation of Estimate	FY 2009 Actual	FY 2010 Enacted	FY 2011 Request
U.S. Requirements in Dollars	1,345	1,494	1,557

Economic Growth: The International Bureau of Weights and Measures (IBWM) provides a framework for mutual acceptance of measurement standards, thereby reducing technical barriers to trade. IBWM develops and maintains international standards related to electricity, radiation and chemical measurements. IBWM also disseminates and synchronizes international time standards, work that is critical for air and space navigation. The U.S. has a critical economic stake in the maintenance of internationally accepted measures in each of these areas.

Accomplishments and Priorities

Recent accomplishments by IBWM include:

- Developed a Mutual Recognition Arrangement (MRA) under which all signatories recognize each others' measurement standards and calibration certificates. The MRA impacts an estimated $4 billion in international trade annually. ***(Economic Growth)***

- Created a Joint Committee for Traceability in Laboratory Medicine that provides guidance on measurement comparability in laboratory medicine through reference methods and materials that ensure continued access to markets for U.S. medical device manufacturers. ***(Economic Growth)***

- Launched an international initiative to compare radiation doses from clinical accelerators at the National Metrology Institutes. Developed a portable graphite calorimeter and the first comparison was made at the National Research Council Canada in June 2009. ***(Investing in People)***

- Launched an international comparison of radioactivity measurements of very short lived (hours) radionuclides used in medicine using a specially engineered, transportable measurement chamber (which goes to the source rather than transporting the source to the IBWM); performed initial comparison of the system at NIST (US) following a feasibility test at the NPL (UK). ***(Investing in People)***

CONTRIBUTIONS TO INTERNATIONAL ORGANIZATIONS

Current and future priorities include:

- Coordinating the review of 500 reference materials and 230 reference methods pertaining to medical standards, helping U.S. medical device manufacturers comply with international standards that assure continued access to European and other markets. ***(Economic Growth)***

- Providing radioactivity calibration standards to the International Atomic Energy Agency for monitoring of nuclear safety and control of hazardous radiation. ***(Investing in People)***

- Working with the World Anti-Doping Agency to ensure international consistency of drug-testing methods, enabling drug-testing kits made in the U.S. to be accepted elsewhere and vice versa. This equivalence is valuable to the U.S. athletic community, which is regularly subjected to drug testing at international sporting events. ***(Investing in People)***

- Working with the World Meteorological Organization to define measurement standards for ozone and other atmospheric gases; this will facilitate accurate measurement and assessment of global climate change. ***(Investing in People)***

- Developing a definition of the kilogram that is based on fundamental constants of nature rather than a physical artifact, thus increasing the accuracy and consistency of mass measurements. ***(Economic Growth)***

- Working with the UN Industrial Development Organization and Organization of Legal Metrology to enhance the impact of industrial development on economic growth and minimize barriers to trade. ***(Economic Growth)***

- Expand the comparison of radiation doses from clinical accelerators at the National Metrology Institutes and use the previously developed portable graphite calorimeter to perform the comparison with NIST in 2010. (***Investing in People***)

Principal Partners and Benefits

U.S. Federal Aviation Administration
U.S. Federal Communications Commission
U.S. Food and Drug Administration
U.S. Environmental Protection Agency
U.S. Nuclear Regulatory Commission
U.S. Department of Commerce
U.S. Department of State
U.S. National Institute of Standards and Technology

The U.S. has a critical economic stake in the development and maintenance of an international measurement system. U.S. withdrawal from IBWM or a substantial failure to pay assessed contributions could impact U.S. export industries, and some U.S. products could be shut out from the global marketplace due to non-acceptance of U.S. product standards or certifications by regulatory authorities in importing countries. Industries that focus primarily on exports to other countries, such as the medical device manufacturing industry, would be most affected. Withdrawal would also significantly hinder U.S. efforts to incorporate U.S. standards into internationally accepted standards.

Explanation of Estimate

The request provides for 70 percent of the U.S. assessed contribution to IBWM for calendar year 2010, which is deferred from the previous fiscal year, plus 30 percent of the assessed contribution for calendar year 2011. Calendar year 2011 is the third year of IBWM's 2009-2012 quadrennial budget. The request anticipates a slight increase to cover expected inflationary and other customary cost increases.

CONTRIBUTIONS TO INTERNATIONAL ORGANIZATIONS

Detailed Computation of Estimate	FY 2009 Actual	FY 2010 Enacted	FY 2011 Request
Assessment Against Members (in Euros)	10,540	10,751	10,966
United States % Share	9.7738	9.863	9.863
United States Assessment (in Euros)	1,030	1,060	1,082
Approx. Exchange Rate (Euros to $1)	0.6917	0.6946	0.665
U.S. Requirement in Dollars	1,489	1,526	1,627
Fiscal Year 2008 Deferral	891	0	0
Fiscal Year 2009 Deferral	(1,036)	1,036	0
Fiscal Year 2010 Deferral	0	(1,068)	1,068
Fiscal Year 2011 Deferral	0	0	(1,138)
U.S. Requirement in Dollars After Deferral	1,345	1,494	1,557

International Center for the Study of the Preservation and Restoration of Cultural Property

Rome, Italy

($ in thousands)

Computation of Estimate	FY 2009 Actual	FY 2010 Enacted	FY 2011 Request
U.S. Requirements in Dollars	1,128	1,135	1,185

Investing in People: The International Center for the Study of the Preservation and Restoration of Cultural Property (ICCROM) promotes conservation of cultural heritage by training researchers and technicians in conservation methodologies and techniques that are not available through other sources. It is the only institution of its kind with a worldwide mandate to promote the conservation of all types of cultural heritage, both movable and immovable. The U.S. benefits from collaboration that ICCROM offers to the Smithsonian Institute and the Advisory Council on Historic Preservation. ICCROM supports U.S. foreign policy objectives by helping cultural heritage professionals in at-risk countries such as Iraq and Afghanistan, as well as other developing countries, including throughout the Muslim world.

Accomplishments and Priorities

Recent accomplishments by ICCROM include:

- Trained practicing professionals (architects, urban planners, archeologists, art historians, engineers, conservators, scientists, archivists, librarians, museum curators) on conservation of sites, buildings, and artifacts of cultural and historical importance with a focus on ensuring these skills would be directly applicable to ongoing work in their own countries. Completed the 12-year AFRICA 2009 capacity-building project. ***(Investing in People)***

Current and future priorities include:

- Supporting national institutions responsible for cultural heritage; encouraging the integration of preventive conservation and maintenance strategies into national conservation policies; working through partnerships, including with U.S. institutions such as the Getty Foundation, to maximize impact and reduce duplication of effort among agencies; and ensuring wide

access to information about conservation and its importance. Current large-scale regional projects emphasize capacity-building of professionals in the Muslin world and Latin America. ***(Investing in People)***

Principal Partners and Benefits

U.S. Department of the Interior
U.S. National Park Service
American Institute of Architects
U.S. Advisory Council on Historic Preservation
Smithsonian Institution
Getty Conservation Institute

The U.S. was recently reelected to the ICCROM Council, its most influential governing body, which is composed of representatives from 25 of its 127 member states. ICCROM provides essential outreach and opportunities to the Smithsonian Institution, the Advisory Council on Historic Preservation (an independent U.S. federal agency), the National Park Service, and several U.S. academic institutions. U.S. withdrawal or substantial failure to pay assessed contributions on time could undermine U.S. participation in cultural preservation efforts abroad.

Explanation of Estimate

The FY 2011 request provides for the U.S. assessed contribution to ICCROM for calendar year 2011, the second year of the 2010-2011 biennium. ICCROM maintained a no-growth budget for 2010-2011.

Detailed Computation of Estimate	FY 2009 Actual	FY 2010 Enacted	FY 2011 Request
Assessment Against Members (in Euros)	3,584	3,584	3,584
United States % Share	22	22	22
United States Assessment (in Euros)	789	788	788
Approx. Exchange Rate (Euros to $1)	0.6995	0.6943	0.665
U.S. Requirement in Dollars	1,128	1,135	1,185

International Coffee Organization

London, England
($ in thousands)

Computation of Estimate	FY 2009 Actual	FY 2010 Enacted	FY 2011 Request
U.S. Requirements in Dollars	411	517	690

Economic Growth: The International Coffee Organization (ICO) promotes a sustainable coffee sector on a local, regional and international scale. ICO collects and publishes statistics on production, prices and trade, and facilitates cooperation between governments and the private sector. As the world's largest importer of coffee, the U.S. benefits from ICO's efforts to promote transparent and sustainable coffee markets.

Peace and Security: ICO helps local producers cultivate coffee crops as an essential cash crop for millions of small farmers in the tropics. Coffee is one of the few viable alternatives to the cultivation of narcotics in some countries. ICO's projects help subsistence coffee growers gain access to information on markets, technology, business management practices and sources of financing.

CONTRIBUTIONS TO INTERNATIONAL ORGANIZATIONS

Accomplishments and Priorities

Recent accomplishments by ICO include:

- Facilitated trade and promoted cooperation among commercial interests in producing and consuming countries, including an "early warning" system related to the use of technical standards that are essential to the coffee trade. ***(Economic Growth)***

- Contributed to the development, financing and implementation of capacity building projects (more than $70 million in the past five years) in the coffee sector of developing countries, including developing integrated systems to control coffee diseases, pilot testing short- and medium-term finance for small-scale coffee farmers in eastern Africa and improving coffee quality, productivity and competitiveness of small coffee producers in Central America and the Caribbean. ***(Economic Growth)***

- Contributed to stability in coffee-dependent economies and provided support for U.S. efforts to combat drug production and related crimes through market transparency. In some countries, including key U.S. allies such as Colombia, coffee cultivation is one of the only economically viable alternatives to the cultivation of narcotics. ***(Peace and Security)***

- Concluded preparations for entry into force of a comprehensively amended International Coffee Agreement incorporating wide-ranging reforms to strengthen ICO's contributions to the world coffee market, such as expanding the scope of market information provided by ICO and benefits to small-scale farmers. ***(Economic Growth)***

Current and future priorities include:

- Continuing to strengthen members' coffee policies and sectors, supporting trade, economic growth and efforts to provide viable alternatives to the cultivation of narcotics. ***(Economic Growth; Peace and Security)***

- Developing tools to disseminate market information to assist small producers, and increasing coffee consumption through innovative market development programs. ***(Economic Growth)***

- Promoting the development and dissemination of innovations and best practices that enable coffee farmers to better manage the inherent volatility and risk associated with competitive and evolving markets. ***(Economic Growth)***

Principal Partners and Benefits

U.S. coffee importers, roasters and retailers
Specialty Coffee Association of America
Oxfam America
World Wildlife Fund
National Coffee Association
Conservation International
Rainforest Alliance

U.S. membership in ICO has contributed to a renewed sense of purpose for ICO and strengthened cooperation, especially among Western Hemisphere members. U.S. participation has also enhanced ICO's effectiveness in its efforts to promote economic growth and stability in coffee producing countries. U.S. failure to pay assessed contributions on time (or withdrawal) would reduce ICO's effectiveness due to both the loss of U.S. financial contributions and the impact of the largest coffee-consuming country not participating in ICO's inter-governmental dialogue and activities.

CONTRIBUTIONS TO INTERNATIONAL ORGANIZATIONS

Explanation of Estimate

The FY 2011 request provides for the U.S. assessed contribution to ICO's 2011 budget. There is an expected redistribution of votes among member states (as a consequence of the entry into force of the ICA 2007), which will result in an increase in the percentage share the U.S. pays. Although our assessed contribution will increase, this change reflects U.S. policy supporting limiting the ability of the EU block to control voting in the organization and also contributes to our ability to accomplish our policy priorities at the ICO.

Detailed Computation of Estimate	FY 2009 Actual	FY 2010 Enacted	FY 2011 Request
Assessment Against Members (in Pounds)	2,664	2,768	2,800
United States % Share	10.75	11.5	15
United States Assessment (in Pounds)	286	318	420
Approx. Exchange Rate (Pounds to $1)	0.6959	0.6151	0.609
U.S. Requirement in Dollars	411	517	690

International Copper Study Group

Lisbon, Portugal

($ in thousands)

Computation of Estimate	FY 2009 Actual	FY 2010 Enacted	FY 2011 Request
U.S. Requirements in Dollars	49	45	48

Economic Growth: The International Copper Study Group (ICSG) promotes international cooperation on issues related to trade in copper and transparency in the copper market. ICSG enables industry, its associations, and governments to address common problems and objectives. The U.S. directly benefits from participation in ICSG as the world's largest importer of copper, second largest consumer of copper, second-largest producer of copper. Participation in ICSG helps U.S. industry predict the impacts of fluctuating copper prices and market trends on copper production and manufacturing.

Accomplishments and Priorities

Recent accomplishments by ICSG include:

- Tracked and reported market trends and recent drops in copper prices (two percent in 2008) through publication of a monthly bulletin that updated production and consumption statistics at a macro-level and on the country level. ***(Economic Growth)***

- Marked trends in world copper supply and demand, and production capacities, including, but not limited to, gathering basic data for all copper mining, smelting and refining operations on a worldwide basis and projects the development of future capacities for these operations. ***(Economic Growth)***

- Maintains one of the world's most complete historical and current database providing access to production, consumption and trade data for copper, copper products and secondary copper, price series, and information on copper mines and plants. ***(Economic Growth)***

- Participated in the China CopperMarket Seminar and CNIA/Anntaike China International Copper Conference 2009. These seminars allow the U. S. to better understand the Chinese copper market and industry, obtain the current status and prospective developments in the Chinese copper industry, and develop a strategy to compete and compliment China's copper industry influences in the global market. ***(Economic Growth)***

Current and future priorities include:

- Tracking the impact on world copper markets due to regulation changes, by identifying international agreements related to climate change and probable impacts on energy generation and compliance costs. This includes modeling impacts on world and U.S. copper markets if industrialized counties cut greenhouse gas emissions by 25-40 percent by 2020 and 80-90 percent by 2050, as per the consensus developed at the December 2007 United Nations Summit on Climate Change. ***(Economic Growth)***

- Completing a study on new regulations affecting copper-bearing products, informing members of key environmental issues and international regulatory initiatives affecting the industry. ***(Economic Growth)***

- Analyzing impact of the financial crisis on the copper industry. Studying strategies for the respective U.S. industries on cost controls, increasing efficiency and productivity measures to assist them during the current crisis and how to better position them for the eventual recovery in demand. ***(Economic Growth)***

Principal Partners and Benefits

U.S. Department of Commerce

ICSG's constituency includes the U.S. copper mining, automotive, telecommunications, electronics, and construction industries, as well as the copper-producing states of Arizona, Utah, New Mexico, Nevada, Montana, and Michigan. All twenty-two ICSG member states provide valuable annual production, consumption, and stockpile data to the ICSG. The information provided by member states, particularly China and Russia, is unavailable to any other public or private industry organizations or publications. ICSG-maintained information on stockpiles is an important alternative to disinformation that actors in non-market economies use to manipulate prices. Resulting price fluctuations especially hurt U.S. producers, which, unlike many foreign competitors, cannot rely on government subsidies for support while a market goes through correction. Withdrawal or a substantial failure to pay assessed contributions on time could deprive the U.S. of access to valuable information and could damage the integrity and effectiveness of ICSG's market trend analyses and its efforts to increase transparency in the copper market.

Explanation of Estimate

The request provides for the U.S. assessed contribution to ICSG for calendar year 2011. No significant increase in the assessed budget for the organization is projected for 2011. An anticipated annual increase for salaries is expected to be partially offset by ongoing savings initiatives.

Detailed Computation of Estimate	FY 2009 Actual	FY 2010 Enacted	FY 2011 Request
Assessment Against Members (in Euros)	456	453	453
United States % Share	7.5442	6.9748	7
United States Assessment (in Euros)	34	32	32

CONTRIBUTIONS TO INTERNATIONAL ORGANIZATIONS

Detailed Computation of Estimate	FY 2009 Actual	FY 2010 Enacted	FY 2011 Request
Approx. Exchange Rate (Euros to $1)	0.6939	0.7111	0.665
U.S. Requirement in Dollars	49	45	48

International Cotton Advisory Committee

Washington, D.C., United States

($ in thousands)

Computation of Estimate	FY 2009 Actual	FY 2010 Enacted	FY 2011 Request
U.S. Requirements in Dollars	340	338	338

Economic Growth: The International Cotton Advisory Committee (ICAC) provides data to improve market transparency and facilitates the enforcement of rulings by international arbitration bodies affecting the international cotton trade. As the largest exporter of cotton in the world, the U.S. directly benefits from increased trade opportunities that result from ICAC's work. U.S. membership in ICAC also enables U.S. cotton growers and merchants to advance their interests in the global economy.

Accomplishments and Priorities

Recent accomplishments by ICAC include:

- Celebrated 2009 as the International Year of Natural Fibres (IYNF). The IYNF was declared by the United Nations General Assembly recognizing the contributions of natural fiber industries to the economies of almost all countries, the role of natural fibers in supporting the incomes of hundreds of millions of people, and the benefits of natural fibers to consumers and the environment. ***(Economic Growth)***

- Conducted seminars and meetings on biosafety regulations, implementation and consumer acceptance to inform member states that biotechnology will play a dominant role in the development of new cotton varieties to control insects and use inputs efficiently. It is estimated more than half of world cotton area was planted to biotech varieties in 2009, and the benefits of biotech traits in cotton are spreading to more countries and growers. As biotech cotton advances beyond agronomic traits, the current regulatory systems will need to be updated to meet new demands ***(Economic Growth)***

- Published literature review of the expert panel on social, environmental and economic performance of cotton production to encourage identification and adoption of best management practices to encourage economic and environmental sustainability. ***(Economic Growth)***

Current and future priorities include:

- Serving as a leading source of international data on the world cotton industry through publications including, “Cotton this Week,” “Cotton: Review of the World Situation,” “Cotton: World Statistics,” “The Outlook for Cotton Supply,” and “World Textile Demand.” These provide estimates cotton supply by country, forecasts of cotton supply and use by country, track exports by destination and imports by origin, measure and forecast cotton consumption and cotton's share of fiber demand in the world and by region, and is the primary source in the world for statistics on fiber demand. ***(Economic Growth)***

- Continuing work by the Task Force on Commercial Standardization of Instrument Testing of Cotton on standardizing the grading of cotton worldwide. In 2009, specialists in instrument testing of cotton agree that there is sufficient data to start preparing a Best Practices 'Manual'. ***(Economic Growth)***

- Continuing to establish regional technical centers in the least developing countries in Africa to develop instrument-based testing laboratories. A reliable, globally accepted quality assessment system will enable these countries to capture a greater portion of the value of their cotton. ***(Economic Growth)***

- Partnering with farmer representatives with issues related to food security as it relates with income security. Cotton contributes to food security by providing the means to finance inputs and by enhancing soil fertility and retarding the development of pests and diseases in properly-managed crop rotation systems. ***(Economic Growth)***

Principal Partners and Benefits

U.S. Department of Agriculture International Cotton Association
U.S. cotton industry

Participation in ICAC enables the U.S. to promote international acceptance of biotechnology, cotton promotion, and the sanctity of contracts and international cotton standards, all of which are important elements on the agenda of the U.S. cotton sector. U.S. participation also influences decisions on projects of importance to our foreign policy and trade objectives such as the West African Cotton Improvement Program. Withdrawal or a substantial failure to pay assessed contributions on time could deny the U.S. the opportunity to exercise influence through this important forum.

Explanation of Estimate

The FY 2011 request provides for the U.S. assessed contribution to ICAC's fiscal year 2011 budget (July 1, 2010 to June 30, 2011). Individual country's assessed contributions are based on two parts: 40 percent of the total assessment is split equally among the members, and 60 percent based on each member's share of international trade in cotton. Although the total assessment for the organization increased slightly to cover expected inflationary and other customary cost increases, the U.S. share declined due to a decrease in the U.S. share of world trade resulting in an overall smaller increase.

Detailed Computation of Estimate	FY 2009 Actual	FY 2010 Enacted	FY 2011 Request
Assessment Against Members (in Dollars)	1,762	1,792	1,847
United States % Share	19.2792	18.8572	18.3
United States Assessment (in Dollars)	340	338	338

International Grains Council

London, England
($ in thousands)

Computation of Estimate	FY 2009 Actual	FY 2010 Enacted	FY 2011 Request
U.S. Requirements in Dollars	427	535	560

Economic Growth: The International Grains Council (IGC) furthers growth and cooperation in international trade in grains. IGC contributes to the stability of international grain markets by

analyzing market developments and providing timely, comprehensive, unbiased information to market participants and governments. The U.S. benefits from increased efficiency of global grain markets, which is economically advantageous to U.S. grain producers and exporters.

Humanitarian Assistance: IGC contributes to world food security by assisting with the monitoring of member commitments to specific levels of food aid to developing countries. IGC helps facilitate responses by the international community to emergency food situations and the on-going food security needs of developing countries.

Accomplishments and Priorities

Recent accomplishments by IGC include:

- Published internationally accepted grain market analysis and forecasts to net food importing countries, allowing them to better plan and execute their purchasing activities, and improving the efficiency of global grain markets. The publications include: Grain Market Report, GMRPlus, Ocean Freight Rates, World Grain Statistics, Grains Shipments and Fiscal Year Reports. ***(Economic Growth)***

- Improved food aid delivery in response to regional and global emergencies by coordinating national contributions by the world's major food donors. Particular attention is given to food security concerns. ***(Humanitarian Assistance)***

- Ensured a predicable level of food aid through the Food Aid Convention (FAC), which requires each signatory to make a minimum annual commitment of food aid every year, irrespective of commodity price and supply situations. FAC's minimum annual commitment requirements are vital to the assistance activities of the World Food Program and the Food and Agriculture Organization. ***(Humanitarian Assistance)***

- Ensured effective use of donor resources in saving and protecting the lives of 300 million people threatened every year by famine and disasters by improving the global emergency food aid response system. ***(Humanitarian Assistance)***

- Finalized steps to bring rice and oilseeds within the scope of the Grains Trade Convention in 2009. Expanded data and analysis on these two commodities will result in improved food aid analysis for the U.S. and other member countries. Introduced a new weekly Rice Market Bulletin to further deepen its analysis of rice supplies and demand. A weekly Oilseeds Market Bulletin is planned for the future. ***(Economic Growth)***

Current and future priorities include:

- Continuing its current level of grain market intelligence services to members, coordinating food aid donor activities, and establishing commitments of food aid. ***(Economic Growth)***

- Continuing to work on several other topics, including wheat flour production, industrial uses of grain, notably biofuels, and factors potentially affecting grain demand and trade such as the avian influenza outbreaks. ***(Economic Growth)***

- Negotiating a new convention through the Food Aid Committee. The U.S. will seek common ground with other members on improvements that will lead to greater contributions by other members to the emergency food aid response system. ***(Humanitarian Assistance)***

- Continuing initiatives to attract new members, particularly key international grain economies in Asia. The recent Council Session attracted observers from Brazil, China, Indonesia, and Taiwan. ***(Economic Growth)***

Principal Partners and Benefits

U.S. Wheat Associates
North American Export Grain Association
CARE
U.S. Grains Council
WorldVision
World Food Program

U.S. participation in IGC is beneficial in the food aid arena where the U.S. has a voice in Food Aid Committee (FAC) discussions regarding regional and global emergencies and coordination of national responses to improving the efficiency of food aid delivery. If the U.S. were to withdraw or significantly reduce its financial contribution to IGC, IGC could be forced to discontinue market information services on some major products and could provide significantly less support to the FAC's efforts to assure a consistent level of food assistance for the world's hungry.

Explanation of Estimate

The FY 2011 request provides for the U.S. assessed contribution to IGC's 2010-2011 fiscal year budget (July 1, 2010 to June 30, 2011). The request anticipates a 3.5 percent increase in 2011 to cover expected inflationary and other customary cost increases.

Detailed Computation of Estimate	FY 2009 Actual	FY 2010 Enacted	FY 2011 Request
Assessment Against Members (in Pounds)	1,252	1,400	1,450
United States % Share	23.75	23.55	23.55
United States Assessment (in Pounds)	297	330	341
Approx. Exchange Rate (Pounds to $1)	0.6956	0.6168	0.609
U.S. Requirement in Dollars	427	535	560

International Hydrographic Organization

Monte Carlo, Monaco

($ in thousands)

Computation of Estimate	FY 2009 Actual	FY 2010 Enacted	FY 2011 Request
U.S. Requirements in Dollars	145	143	152

Economic Growth: The International Hydrographic Organization (IHO) helps ensure safe maritime navigation through the sharing of accurate hydrographic information among member states. Up-to-date, accurate surveys and charts of port facilities are essential for the safe transport of oil and other commodities by sea. Over 95 percent of U.S. foreign trade moves on ships.

Accomplishments and Priorities

Recent accomplishments by IHO include:

- Coordinated extension of the IHO/IMO (International Maritime Organization) World-Wide Navigational Warning Service to cover the Arctic to provide broadcast of maritime safety

information for this important region as ship traffic increases due to melting of the ice and shortening of commercial ship routes. ***(Economic Growth)***

- Developed standards for Electronic Navigational Charts for use in Electronic Chart Display and Information Systems, which have been mandated for use on seagoing vessels through a 2009 amendment to the Safety of Life at Sea convention. The mandate requires vessels to transition to electronic navigation from 2012 through 2018, and will improve the safety and efficiency of maritime navigation. ***(Economic Growth)***

- Evaluated the current lack of worldwide electronic chart coverage and the actions that need to be taken to support the recently approved phase in of mandatory carriage requirements for Electronic Chart Display and Information Systems beginning with passenger ships in 2012 followed by tankers, bulk carriers and cargo ships by 2018. IHO is working with its Member States to provide needed global electronic chart coverage by 2010. ***(Economic Growth)***

- Provided data for mapping critical habitats and natural resources through geographic information systems that support marine environmental protection and the sustainable use of the world's oceans, coasts and fisheries. ***(Economic Growth)***

- Established a Capacity Building Committee to develop and implement an organized plan to help developing coastal states acquire the ability to collect hydrographic data and produce nautical charts. ***(Economic Growth)***

Current and future priorities include:

- Establishing buoy systems and potential designations of Traffic Separation Schemes for the Arctic through the International Association of Marine Aids to Navigation and Lighthouse Authorities. ***(Economic Growth)***

- Continuing partnership with member states to assist with the production of Electronic Navigational Charts, which are essential for future deployment of Electronic Chart Display and Information Systems. ***(Economic Growth)***

- Continuing collaboration with other organizations to establish policies and standards for nautical products necessary for safe passage of all vessels, including military ones, through domestic and international waters. ***(Economic Growth; Peace and Security)***

- Developing a uniform system for describing marine environmental features for display on electronic navigation systems, increasing the efficiency and safety of maritime navigation and protection of the marine environment. ***(Economic Growth)***

- Developing new priorities regarding charting of inland waterways and marine spatial data infrastructure and improving surveying and charting in Antarctica. ***(Economic Growth)***

- Continuing efforts to increase capacity building, training programs, and membership in the organization to expand benefits to developing countries. ***(Economic Growth)***

Principal Partners and Benefits

National Geospatial-Intelligence Agency
National Oceanic and Atmospheric Administration
U.S. industries that import/export goods by sea
U.S. coastal states and cities with ports
U.S. Navy
U.S. Coast Guard
U.S. Maritime Administration
U.S. transportation industry

U.S. marine equipment and electronics industries
U.S. cruise ship operators and passengers

90 percent of the world's trade moves over water, and 95 percent of U.S. foreign trade enters and exits the U.S. via ships. U.S. participation in IHO enables the U.S. to influence the development of international maritime navigation standards and ensures that the U.S. and other nations have timely access to shared hydrographic data. U.S. withdrawal or a substantial failure to pay assessed contributions could force the U.S. to resort to other means of sharing this data and could increase the risk of navigational errors that would cause damage to the U.S. marine environment, coastal properties and sensitive maritime features such as coral reefs.

Explanation of Estimate

The request provides for the U.S. assessed contribution to IHO for calendar year 2011, the fourth year of the IHO 2008-2012 quintennial budget. The budget, which was adopted by the International Hydrographic Conference in May 2007, provides for a one percent increase in assessed contributions in 2011 after three years of zero nominal growth.

Detailed Computation of Estimate	FY 2009 Actual	FY 2010 Enacted	FY 2011 Request
Assessment Against Members (in Euros)	2,682	2,682	2,710
United States % Share	3.7147	3.7147	3.7147
United States Assessment (in Euros)	100	100	101
Approx. Exchange Rate (Euros to $1)	0.6897	0.6993	0.665
U.S. Requirement in Dollars	145	143	152

International Institute for the Unification of Private Law

Rome, Italy
($ in thousands)

Computation of Estimate	FY 2009 Actual	FY 2010 Enacted	FY 2011 Request
U.S. Requirements in Dollars	181	176	191

Economic Growth: The International Institute for Unification of Private Law (IIUPL or UNIDROIT) creates international treaties and other instruments, such as model laws and uniform rules, which promote commerce and international trade through participating nations' adoption of modern commercial laws. These conventions, laws, and uniform rules facilitate the expansion of overseas market opportunities for U.S. exporters of goods and services.

Governing Justly and Democratically: UNIDROIT promotes improvements in judicial standards in developing countries seeking economic benefits as they increase their participation in international commerce. Accession to UNIDROIT conventions and the resulting application of uniform rules and model national laws help to promote international rule of law, as well as democratic institutions and courts in developing countries.

Accomplishments and Priorities

Recent accomplishments by UNIDROIT include:

- Completed work on a new Geneva Convention to standardize law on cross-border securities transaction practices in October 2009. The U.S. financial community as well as the

Securities and Exchange Commission, the New York Federal Reserve and the U.S. Treasury supported the conclusion of this convention. ***(Economic Growth)***

- Increased the number of states ratifying the Cape Town Convention on financing acquisitions of large-scale mobile equipment to thirty-two. The Convention, which is based on the U.S. Uniform Commercial Code, upgrades foreign commercial capabilities and creates new market opportunities for the U.S. manufacturing and financial sectors. ***(Economic Growth)***

- Obtained ratifications by five additional states of the Aircraft and Aircraft Engine Finance Protocol, which extends special financing law provisions to the aircraft-manufacturing sector, enabling states to take delivery of U.S.-manufactured aircraft at preferential financing rates provided by the Export-Import Bank. Twenty-nine countries are now parties, and the treaty now covers over 70 percent of the world's transactions in this sector. ***(Economic Growth)***

- Completed work on a new international registry for the Aircraft and Aircraft Engine Finance Protocol, which covers nearly all U.S. commercial aircraft and has led to increased sales and exports for the U.S. aircraft manufacturing sector. ***(Economic Growth)***

- Completed a model national leasing law aimed at enhancing developing country markets, which will facilitate financial leasing for equipment transactions based on U.S. law. This will benefit U.S. equipment supply and services industries, as well as the countries that adopt the model law. ***(Governing Justly and Democratically; Economic Growth)***

- Completed a new version of the UNIDROIT Principles of International Commercial Contracts, which are widely used by contracting parties in international commerce. The Principles draw on commercial practices in the U.S. and are increasingly the basis of transnational contracts, resulting in reduced frequency of contractual disputes for a wide range of U.S. manufacturers and distributors engaged in foreign trade. ***(Governing Justly and Democratically)***

Current and future priorities include:

- Completion of a new international registry for financing interests in railroad rolling stock, which will implement the new 2007 Luxembourg Protocol and thus open up increased market opportunities for U.S. rail equipment and financing. ***(Economic Growth)***

- Continuing work on a draft protocol covering specialized financing and legal issues related to commerce in outer space. U.S. businesses stand to gain the largest share of benefits, given the size of U.S. investment and the increasing the number of U.S. firms participating in commerce in outer space, such as the satellite and telecommunications sectors. ***(Economic Growth)***

Principal Partners and Benefits

U.S. Department of Transportation
U.S. Federal Aviation Administration
U.S. Department of Commerce
U.S. Securities Exchange Commission
U.S. Department of Treasury
New York Federal Reserve
U.S. Export-Import Bank
American Bar Association
U.S. National Conference of Commissioners on Uniform State Laws

UNIDROIT's constituency includes the U.S. commercial lending and finance industries, aircraft and aircraft engine manufacturers, satellite and rail equipment manufacturers, equipment finance and

leasing services, and key sectors within the U.S. financial community, such as securities regulators, securities intermediaries, broker-dealers, and investment banks. Participation in UNIDROIT enables the U.S. to promote international adoption of modern commercial laws reflecting U.S. law and experience. Withdrawal from UNIDROIT or a substantial failure to pay assessed contributions on time would impair U.S. participation in an international forum where nations reach agreements on important matters involving private law. Without U.S. participation, future international law developments in these areas could increasingly be shaped by other governments and thus reflect their legal systems, to the detriment of U.S. citizens and businesses that depend on these laws to advance their economic interests abroad.

Explanation of Estimate

The request provides for the U.S. assessed contribution to UNIDROIT for calendar year 2011. The request anticipates no increase in the U.S. assessment for 2011.

Detailed Computation of Estimate	FY 2009 Actual	FY 2010 Enacted	FY 2011 Request
Assessment Against Members (in Euros)	2,044	2,079	2,114
United States % Share	5.994	5.8929	6
United States Assessment (in Euros)	122	122	127
Approx. Exchange Rate (Euros to $1)	0.674	0.6932	0.665
U.S. Requirement in Dollars	181	176	191

International Lead and Zinc Study Group

Lisbon, Portugal

($ in thousands)

Computation of Estimate	FY 2009 Actual	FY 2010 Enacted	FY 2011 Request
U.S. Requirements in Dollars	44	45	47

Economic Growth: The International Lead and Zinc Study Group (ILZSG) promotes transparency in the worldwide lead and zinc markets, and encourages competition in the lead and zinc industries. As the second largest consumer of lead and zinc worldwide, the second largest producer of refined lead, and having the largest reserve base of zinc worldwide, the U.S. directly benefits from pooled information that ILZSG maintains on changes in the markets for these commodities. Access to this information helps U.S. industry improve its industrial forecasting and long-term production planning capability.

Accomplishments and Priorities

Recent accomplishments by ILZSG include:

- Introduced a monthly press release that provides up-to-date statistics, improving market transparency and promoting U.S. industry competitiveness. ***(Economic Growth)***

- Tracked and reported market trends in lead and zinc. Despite a rise in Chinese refined zinc metal production of six percent, world output fell by 5.8 percent due to cutbacks in a number of countries, including Belgium, Brazil, Canada, Germany, Japan, the Republic of Korea, Peru, Romania and the United States. ***(Economic Growth)***

CONTRIBUTIONS TO INTERNATIONAL ORGANIZATIONS

Current and future priorities include:

- Collecting data from China and Russia in order to produce better production and consumption forecasts and improve knowledge of the rapid growth of small and medium-sized enterprises within China and Russia. Increased knowledge of domestic consumer information will be beneficial in anti-dumping cases filed against Chinese or Russian producers that sell products under market value on the U.S. market. ***(Economic Growth)***

- Studying end-use consumption trends in the lead and zinc markets. These trend analyses will provide U.S. industry with information to stimulate growth in new and emerging markets and industries. Their latest reports include the World Directory 2008: Primary and Secondary Zinc Plants (December 2008), the Lead and Zinc New Mine and Smelter Projects (January 2009) and the World Zinc Oxide and Zinc Dust Production and Usage (March 2009). ***(Economic Growth)***

- Coordinating efforts with the international lead and zinc industries to improve understanding of the life cycle management of both metals, as well as continued monitoring of regulations imposed by national governments and intergovernmental organizations. ***(Economic Growth)***

- Analyzing the impact of the financial crisis on the lead and zinc industries. Studying strategies for the respective U.S. industries on cost controls, increased efficiency and productivity measures to assist them during the current crisis and how to better position them for the eventual recovery in demand. ***(Economic Growth)***

Principal Partners and Benefits

U.S. Department of Commerce

ILZSG's constituency includes the U.S. battery, galvanized metal, construction materials, automotive and electrical industries, as well as the lead and zinc producing states of Alaska, Missouri, New York and Tennessee. All 29 ILZSG member states provide valuable annual production, consumption, and stockpile data to ILZSG. The information provided by member states, particularly China and Russia, is unavailable to any other public or private industry organizations or publications. ILZSG-maintained information on stockpiles is an important alternative to disinformation that actors in non-market economies use to manipulate non-ferrous metals prices. Resulting price fluctuations especially hurt U.S. producers, which, unlike many foreign competitors, cannot rely on government subsides for support while a market goes through correction. U.S. withdrawal or a substantial failure to pay assessed contributions on time could deprive the U.S. of access to valuable information and could damage the integrity and effectiveness of ILZSG's market trend analyses and its efforts to increase transparency in the lead and zinc market.

Explanation of Estimate

The request provides for the U.S. assessed contribution to ILZSG for calendar year 2011. No significant increase in the assessed budget for the organization is projected for 2011. An anticipated annual increase for salaries is expected to be offset by ongoing savings initiatives.

CONTRIBUTIONS TO INTERNATIONAL ORGANIZATIONS

Detailed Computation of Estimate	FY 2009 Actual	FY 2010 Enacted	FY 2011 Request
Assessment Against Members (in Euros)	398	398	398
United States % Share	7.7764	7.7764	7.7764
United States Assessment (in Euros)	31	31	31
Approx. Exchange Rate (Euros to $1)	0.7046	0.6889	0.665
U.S. Requirement in Dollars	44	45	47

International Organization of Legal Metrology

Paris, France

($ in thousands)

Computation of Estimate	FY 2009 Actual	FY 2010 Enacted	FY 2011 Request
U.S. Requirements in Dollars	160	167	179

Economic Growth: The International Organization of Legal Metrology (IOLM) develops measurement standards for use in international trade in commodities. U.S. measuring instrument manufacturers and companies that sell products measured with these instruments (such as petroleum and grain) rely on IOLM standards to gain access and sell products in foreign markets. IOLM measurement standards are also used in health, safety, and protection of the environment around the world. IOLM standards provide the technical foundation for international environmental agreements and protocols, such as the UN Framework Convention on Climate Change and the Stockholm Convention on Persistent Organic Pollutants.

Accomplishments and Priorities

Recent accomplishments by IOLM include:

- Signed Memoranda of Understanding with the International Laboratory Accreditation Corporation and the International Accreditation Forum to share resources essential to ensuring cooperation in laboratory metrology essential to reducing technical barriers to trade. ***(Economic Growth)***

- Improved cooperation with metrology services in developing countries to standardize legal metrology infrastructure under the IOLM Certificate System and the Mutual Acceptance Agreement. ***(Economic Growth)***

- Revised the standard for international bulk weighing measurements, ensuring consistency of measurements in a wide variety of products, including pharmaceutical products, munitions, coal used to produce electricity, and grain used for manufacturing fertilizer and ethanol. For these products, even slight variations in measurement can have dire consequences. ***(Economic Growth)***

- Revised the measurement standard of liquids other than water, including gasoline and other fuels. This benefits U.S. manufacturers by facilitating international acceptance of U.S. products, and U.S. consumers by protecting them against deliberate skimming at the gas pump. ***(Economic Growth)***

- Maintained measurement and performance standards for instruments relating to social and public health issues, such as road and traffic safety (radar guns) and public intoxication

(breathalyzers), and developed standards relating to electricity metering and the measurement of liquid and gas flow and storage. Also developed a new standard pertaining to the measurement of hydrogen for use in vehicle fuels. ***(Economic Growth)***

- Developed a Mutual Acceptance Arrangement that facilitates the acceptance of test data among certifying bodies around the world, thus reducing the need by manufacturers of weighing equipment (e.g., grocery market scales and water meters) to have their instruments tested in each country in which they seek to market their instruments. ***(Economic Growth)***

- Developed an international standard for measuring the flow of large quantities of natural gas across international borders in large diameter pipeline systems. ***(Economic Growth)***

Current and future priorities include:

- Developing international standards for environmental monitoring instruments, including instruments for measuring vehicle exhaust emissions and pollutants in water and at hazardous waste sites. Development of these standards will facilitate robust global monitoring and enforcement of environmental requirements. ***(Economic Growth)***

- Revising and developing new international standards having to do with measurement of the net quantity in prepackages. There is a growing global tendency towards the sale of commodities that are already packaged, resulting in increased need for such standards. ***(Economic Growth)***

- Updating a Model Law on Metrology which countries use to base their metrology infrastructures and updated international guidance on 'Legal Units of Measure' to harmonize measurement units around the world. These promote economic stability and prosperity by building trust in transactions involving measurements and measuring instruments. ***(Economic Growth)***

Principal Partners and Benefits

U.S. Food and Drug Administration	U.S. Department of Agriculture
U.S. Environmental Protection Agency	U.S. Department of Transportation
American Petroleum Institute	American Gas Association
U.S. National Conference on Weights and Measures	U.S. Department of State

The U.S. has made significant progress in getting U.S. requirements into IOLM standards, which are used worldwide as the basis for deciding whether to permit the local sale and use of U.S. measuring instruments. U.S. commodity manufacturers benefit from U.S. influence on IOLM packaging and labeling standards, resulting in enhanced ability to market products abroad. Withdrawal or a substantial failure to pay assessed contributions on time could result in hundreds of millions of U.S. dollars lost each year in commodity exchange transactions that depend on international measurement standards.

Explanation of Estimate

The request provides for the U.S. assessed contribution to IOLM for calendar year 2011, the third year of IOLM's 2009-2012 quadrennial budget. The proposed budget contains a two percent increase to cover expected inflationary increases.

CONTRIBUTIONS TO INTERNATIONAL ORGANIZATIONS

Detailed Computation of Estimate	FY 2009 Actual	FY 2010 Enacted	FY 2011 Request
Assessment Against Members (in Euros)	1,578	1,609	1,641
United States % Share	6.8966	6.9104	6.9212
United States Assessment (in Euros)	109	111	114
English Translation Service	5	5	5
U.S. Requirement (in Euros)	114	116	119
Approx. Exchange Rate (Euros to $1)	0.7125	0.6946	0.665
U.S. Requirement in Dollars	160	167	179

International Renewable Energy Agency

Abu Dhabi, United Arab Emirates

($ in thousands)

Computation of Estimate	FY 2009 Actual	FY 2010 Enacted	FY 2011 Request
U.S. Requirements in Dollars	0	0	5,000

The International Renewable Energy Agency (IRENA) will be a new international organization. As of December 2009, the U.S. and 136 other nations had signed the IRENA founding statute (the IRENA Statute), and eight nations had ratified it. The IRENA Statute will enter into force upon ratification by twenty-five countries. The request anticipates that the IRENA Statute will have entered into force by FY 2011, and the United States will have become a party to the IRENA Statute. The U.S. currently participates in the Preparatory Commission that is working to establish the policies, work program, and organizational structure of IRENA.

As stated in its founding statute, IRENA will provide policy advice and assistance to both developing and developed countries, offer capacity building, encourage development of technical standards, and disseminate information on renewable energy. The founding statute also calls on IRENA to cooperate closely with existing institutions to avoid unnecessary duplication of effort. IRENA has widespread support among the renewable energy industry and non-governmental organizations working on environmental matters. The U.S. renewable energy industry strongly supports U.S. membership in IRENA as a means to promote U.S. exports of renewable energy technologies.

IRENA's headquarters will be in Masdar City, Abu Dhabi. Masdar City will be the first carbon neutral, zero-waste metropolis on earth. IRENA's organizational structure will also include an innovation center in Bonn, Germany, and a liaison office for cooperation with other organizations active in the field of renewable energy in Vienna, Austria.

Explanation of Estimate

The FY 2011 request provides for a U.S. assessed contribution to IRENA for 2011. Under the founding statute, IRENA's budget will be financed by mandatory assessed contributions of its members and other sources of income including voluntary contributions. U.S. acceptance of the founding statute requires the legislation accompanying the request to authorize the Department to accept and maintain membership in IRENA and to fund the annual U.S. assessed contribution to IRENA from the CIO account. If the United States accepts the IRENA Statute and it is in force, the United States would contribute 22 percent of the assessed budget, which represents the ceiling on member state assessed contributions consistent with the scale of assessments of the United Nations, after which the IRENA scale of assessments is modeled.

Detailed Computation of Estimate	FY 2009 Actual	FY 2010 Enacted	FY 2011 Request
Assessment Against Members (in Dollars)	0	0	22,727
United States % Share	0	0	22
United States Assessment (in Dollars)	0	0	5,000

International Rubber Study Group

Singapore, Singapore

($ in thousands)

Computation of Estimate	FY 2009 Actual	FY 2010 Enacted	FY 2011 Request
U.S. Requirements in Dollars	71	110	124

Economic Growth: The International Rubber Study Group (IRSG) promotes transparency and access to information in global markets for synthetic and natural rubber products. IRSG also facilitates international collaboration on issues that affect the supply and demand for synthetic and natural rubber. As the world's second largest consumer of rubber, the U.S. benefits from access that IRSG provides to information on developments in the international rubber market.

Accomplishments and Priorities

Recent accomplishments by IRSG include:

- Provided information on investment opportunities in growing markets, strengthening the U.S. competitive position by reducing U.S. dependence on the limited number of countries producing natural rubber, and allowing for greater investment in growing markets. ***(Economic Growth)***

- Promoted dialogue between natural and synthetic rubber producers and consumers to facilitate the resolution of trade-related issues. ***(Economic Growth)***

- Completed a Study on the Demand of Natural Rubber and Synthetic Rubber with forecasts to 2012. ***(Economic Growth)***

- Published a Rubber Industry Report that provided forecasts of production, consumption and trade in rubber and rubber products to the year 2018. ***(Economic Growth)***

Current and future priorities include:

- Serving as the authoritative source of statistical data and analysis for all aspects of the rubber industry, including production, consumption and trade in rubber as well as rubber products. Preparing current estimates and analyses future supply and demand trends, while undertaking statistical and economic studies on specific aspects of the industry. Improving timely access to authoritative and accurate statistics, including supply and demand forecasts, and undertaking studies that are beneficial for U.S. industry. This will be particularly helpful in developing data on the growing market presence of China, which is not a member of the IRSG, but is the world's number one consumer and has a considerable impact on global markets. ***(Economic Growth)***

- Providing Supervisory Body support for natural rubber oriented projects funded by the Common Fund for Commodities (CFC). The projects aim to improve sustainability of natural

rubber production in various countries leading to an increase of rubber productivity and improvement in the quantity and quality of rubber available on the market. ***(Economic Growth)***

- Conducting a joint 2010 World Rubber Summit and China Rubber Conference with the China Rubber Industry Association. ***(Economic Growth)***

Principal Partners and Benefits

U.S. Department of Defense
U.S. Department of Agriculture
U.S. Rubber Manufacturers Association
U.S. Department of Commerce
Office of the U.S. Trade Representative

IRSG's constituency includes the rubber-consuming automotive, medical, housing and footwear industries in the U.S. IRSG member states provide valuable production and consumption data that enhances the effectiveness of IRSG's statistical data and market trend analysis work, advancing efforts to increase transparency in the natural and synthetic rubber market. Transparency and access to information on the global rubber market helps U.S. manufacturers evaluate and plan for future business needs. The U.S. works with industry and other stakeholders on a regular basis to assess the merits of U.S. membership in IRSG in future years, and strives to improve the integrity and effectiveness of IRSG. U.S. withdrawal or a substantial failure to pay assessed contributions on time could lead to the dissolution of the IRSG, potentially harming U.S. industry's ability to monitor developments in the international rubber market.

Explanation of Estimate

The FY 2011 request provides for the U.S. assessed contribution to IRSG's 2011-2012 fiscal year budget (July 1, 2010 through June 30, 2011). After a significant increase in 2010, the request anticipates a slight increase to cover expected inflationary and other customary cost increases.

Detailed Computation of Estimate	FY 2009 Actual	FY 2010 Enacted	FY 2011 Request
Assessment Against Members (in Sing Dollars)	927	1,352	1,392
United States % Share	11.5578	11.4255	12.3567
United States Assessment (in Sing Dollars)	107	154	172
Approx. Exchange Rate (Sing Dollars to $1)	1.507	1.4	1.383
U.S. Requirement in Dollars	71	110	124

International Seabed Authority

Kingston, Jamaica
($ in thousands)

Computation of Estimate	FY 2009 Actual	FY 2010 Enacted	FY 2011 Request
U.S. Requirements in Dollars	0	1,377	1,377

The Law of the Sea Convention, as modified by the 1994 Agreement Relating to the Implementation of Part XI on the Convention on the Law of the Sea (the "1994 Agreement"), establishes a system for facilitating potential mining activities on the deep seabed beyond the limits of national jurisdiction. The International Seabed Authority (ISA) oversees such mining. ISA currently has 160 members. ISA includes an Assembly, to which all members belong, and a 36-member Council. Under the 1994 Agreement, the United States has a permanent seat on the Council.

Expenditure of the requested funds is contingent on Senate advice and consent to U.S. accession to the Convention on the Law of the Sea and ratification of the 1994 Agreement. Subsequent to Senate advice and consent, U.S. accession to the Convention and ratification of the 1994 Agreement would establish U.S. membership in the Convention, as modified by the 1994 agreement, which establishes the ISA.

ISA carries out the Convention's provisions for non-discriminatory access to deep seabed mineral resources and adopts rules and regulations setting forth terms and conditions for exploration and development including environmental safeguards. ISA has contracts with "pioneer investors," has adopted regulations on prospecting and exploration, has developed recommendations for assessing potential impacts of certain exploration activities on the environment, and is working on rules for exploring certain oceanic crusts. ISA is also active in collecting and disseminating data on issues relating to deep seabed mining. Although deep seabed mining is not economically feasible at present, ISA will have the authority to grant unimpeded access to mining sites when it is. U.S. investors would benefit substantially from this predictability.

Explanation of Estimate

The FY 2011 request provides for the U.S. assessed contribution for calendar year 2011, the first year of the 2011-2012 biennial budget. As a member of the Convention, the United States would contribute 22 percent of the ISA assessed budget, which represents the ceiling on member state assessed contributions.

Detailed Computation of Estimate	FY 2009 Actual	FY 2010 Enacted	FY 2011 Request
Assessment Against Members (in Dollars)	0	6,258	6,258
United States % Share	0	22	22
United States Assessment (in Dollars)	0	1,377	1,377

International Seed Testing Association

Zurich, Switzerland

($ in thousands)

Computation of Estimate	FY 2009 Actual	FY 2010 Enacted	FY 2011 Request
U.S. Requirements in Dollars	12	12	13

Economic Growth: The International Seed Testing Association (ISTA) develops official rules and testing procedures for international trade in seeds, accredits seed testing laboratories around the world, and works to reduce non-tariff barriers to trade in seeds. ISTA promotes uniformity in seed testing worldwide. These objectives help ensure fair and open foreign markets for U.S. seed exports, which comprise 20 percent of worldwide seed exports and are an important component of overall U.S. agricultural exports.

Accomplishments and Priorities

Recent accomplishments by ISTA include:

- Completed accreditation audits of over 102 seed testing laboratories. The increase in the number of laboratories using the harmonized testing methods has resulted in greater international uniformity of seed quality evaluation, thereby leading to greater market certainty

for U.S. seed producers and exporters. International uniformity of seed quality evaluation is important to food security as it provides growers with reliable information about seed quality. ***(Economic Growth)***

- Published the 2009 edition of rules governing sampling and testing seeds, and issued internationally-accepted ISTA seed lot quality certificates that ensure U.S. seed exporters have access to overseas markets and provide seed importing countries with high quality seeds. Standardized methods of seed testing and reporting of results help facilitate the international movement of seeds, thus providing greater market access and increased agricultural productivity for developing countries. ***(Economic Growth)***

- Conducted seminars and workshops on seed testing and laboratory accreditation in conjunction with regional seed organizations such as the Asian and Pacific Seed Association and the African Seed Trade Association, promoting accurate and uniform testing for seed moving in international trade. ***(Economic Growth)***

- Signed a Memorandum of Understanding with the Food and Agriculture Organization to foster cooperation in capacity building, technology transfer, and information exchange in all aspects of seed quality assurance, especially in developing countries. Seed quality assurance is one of the tools for food security by providing uniform analyses of the purity and germination capacity of seed lots. ***(Economic Growth)***

- Continued to harmonize ISTA's Rules for Seed Testing with the Association of Official Seed Analysts. These rules are followed by most seed testing at laboratories within the U.S. and Canada. ***(Economic Growth)***

Current and future priorities include:

- Expanding training activities on the use of seeds with known quality characteristics through seminars and workshops on seed testing with special emphasis on developing countries through the Food and Agriculture Organization and regional seed groups. These training opportunities are one of the tools ISTA provides to foster food security. ***(Economic Growth)***

- ISTA is initiating an experiment to collect information that may be used to determine the reliability of seed mixture test results and establish tolerances. ***(Economic Growth)***

Principal Partners and Benefits

U.S. Department of Agriculture
Association of Official Seed Analysts
Society of Commercial Seed Technologists
Association of Official Seed Certifying Agencies
International Seed Federation
American Seed Trade Association
U.S. seed importers and exporters
U.S. seed testing laboratories

ISTA helps ensure a level playing field for seed markets internationally, enabling U.S. access to international markets through accreditation of seed-testing laboratories, issuance of international seed lot quality certificates, and promotion of seed research and technology. Withdrawal or a substantial failure to pay assessed contributions on time could diminish U.S. influence over the process of developing official testing procedures that govern the movement of seeds in international trade. This is particularly important for seeds derived from biotechnology processes that require sophisticated approaches to testing. Withdrawal from ISTA could also undermine the ability of the U.S. to work against proposed international rules for testing seeds that could function as non-tariff trade barriers to U.S. seed exports and thereby reduce the dollar value of U.S. seed exports.

Explanation of Estimate

The request provides for the U.S. assessed contribution to ISTA for calendar year 2011. ISTA generates 46 percent of its budget from the sale of goods and services, and 54 percent from dues collected according to the number of seed-testing laboratories in each member country. The U.S. has two government laboratories in the U.S. Department of Agriculture: one in the U.S. Forest Service and one in the Agricultural Marketing Service. The request anticipates a slight increase to cover expected inflationary and other customary cost increases.

Detailed Computation of Estimate	FY 2009 Actual	FY 2010 Enacted	FY 2011 Request
Assessment Against Members (in Swiss Francs)	1,030	1,055	1,076
United States % Share	1.2004	1.2003	1.2005
United States Assessment (in Swiss Francs)	12	13	13
Approx. Exchange Rate (Swiss Francs to $1)	1	1.0833	1.004
U.S. Requirement in Dollars	12	12	13

International Tribunal for the Law of the Sea

Hamburg, Germany

($ in thousands)

Computation of Estimate	FY 2009 Actual	FY 2010 Enacted	FY 2011 Request
U.S. Requirements in Dollars	0	2,772	2,898

The International Tribunal for the Law of the Sea (ITLOS) was established by the Convention on the Law of the Sea as one of several dispute resolution mechanisms available to states parties. Although the United States would choose arbitration tribunals rather than ITLOS for settlement of disputes where the choice is available, the United States would be subject to the Tribunal's jurisdiction in certain limited circumstances. For this reason, and because the United States has an interest in influencing the interpretation and application of the Convention, membership in ITLOS would be of significant benefit to the United States. As a member of ITLOS, the United States would also be able to nominate a judge for election to ITLOS, which would result in a U.S. judge being in the position to promote the interpretation and application of the Convention in ways that would be helpful to U.S. interests.

Expenditure of the requested funds is contingent on Senate advice and consent to U.S. accession to the Convention on the Law of the Sea and ratification of the 1994 Agreement Relating to the Implementation of Part XI on the Convention on the Law of the Sea (the "1994 Agreement"). Subsequent to Senate advice and consent, U.S. accession to the Convention and ratification of the 1994 Agreement would establish U.S. membership in the Convention, as modified by the 1994 Agreement, which establishes ITLOS.

Explanation of Estimate

The FY 2011 request provides for the U.S. assessed contribution for calendar year 2011, the first year of the 2011-2012 biennial budget. As a member of the Convention, the United States would contribute 22 percent of the ITLOS assessed budget, which represents the ceiling on member state assessed contributions.

CONTRIBUTIONS TO INTERNATIONAL ORGANIZATIONS

Detailed Computation of Estimate	FY 2009 Actual	FY 2010 Enacted	FY 2011 Request
Assessment Against Members (in Euros)	0	8,758	8,758
United States % Share	0	22	22
United States Assessment (in Euros)	0	1,927	1,927
Approx. Exchange Rate (Euros to $1)	0	0.6952	0.665
U.S. Requirement in Dollars	0	2,772	2,898

International Tropical Timber Organization

Yokohama, Japan

($ in thousands)

Computation of Estimate	FY 2009 Actual	FY 2010 Enacted	FY 2011 Request
U.S. Requirements in Dollars	250	308	431

Economic Growth: The International Tropical Timber Organization (ITTO) supports sustainable management of tropical forests through capacity building projects in tropical timber producer countries and enhanced regional cooperation. ITTO also promotes transparency in world tropical timber markets and assists in the development of viable and efficient forest industries. The United States benefits from ITTO's work to conserve tropical forests and their associated biological diversity and environmental services, and to promote trade in products of sustainably managed tropical forests. The United States is a major importer of tropical timber products and a major exporter of wood products.

Accomplishments and Priorities

Recent accomplishments by ITTO include:

- Established and funded programs to assist community forest-based enterprises and to promote enhanced market transparency for trade in tropical timber and timber products. ***(Economic Growth)***
- Demonstrated that at least 25.2 million hectares of permanent production forest and 11.2 million hectares of permanent protection forest are now under sustainable management through a tropical forest management survey in 33 of ITTO's producing member states. This compares with almost zero hectares identified in a 1988 survey. ***(Economic Growth)***
- Approved and financed capacity building projects related to sustainable management of tropical forests, tropical forest industries and related trade; in 2007-2009, secured nearly $45 million in voluntary contributions for these projects. ***(Economic Growth)***
- Published a revised version of the Criteria and Indicators for the Sustainable Management of Tropical Forests, identifying the main elements of sustainable forest management and helping member states monitor, assess and report trends within their borders. ***(Economic Growth)***
- Published, in partnership with the World Conservation Union, manuals on landscape restoration and biodiversity conservation to help practitioners in the tropics. ***(Economic Growth)***

CONTRIBUTIONS TO INTERNATIONAL ORGANIZATIONS

- Focused attention on illegal logging, corruption, and international crime in the forest sector by establishing and funding a Tropical Forest Law Enforcement and Trade "thematic area" in the organization's work program. ***(Economic Growth)***

- Contributed to efforts to prevent climate change by establishing and funding a thematic work program to reduce tropical forest deforestation and degradation. ***(Economic Growth)***

Current and future priorities include:

- Promoting international trade in tropical timber through sustainable management of tropical forests, so as to increase employment opportunities, government export revenues (now lost through illegal sourcing), and the use of fair trade practices and alternative technologies that reduce local deforestation. ***(Economic Growth)***

- Continuing to increase the quality and reliability of production, trade, and resource information on tropical timber, to the benefit of governments and private sector entities that engage in the timber trade. ***(Economic Growth)***

- Continuing efforts to strengthen member state compliance with Convention on International Trade in Endangered Species obligations related to tropical timber species. ***(Economic Growth)***

Principal Partners and Benefits

Office of the U.S. Trade Representative
International Wood Products Association
American Forest and Paper Association
Conservational International
World Conservation Union
World Wildlife Fund
World Resources Institute
Forest Trends

ITTO plays a key role in developing and implementing improved management practices for tropical forests, providing conservation, commercial and strategic benefits to the United States. The value of world trade in tropical timber products is more than $20 billion annually, and the sector is a significant component of the economies of a number of developing countries, including several key strategic allies of the U.S. The United States is a major consumer of tropical timber products. Tropical forests are widely recognized as having a key role in efforts to conserve global biodiversity and mitigate global climate change. Withdrawal or a substantial failure to pay assessed contributions on time could significantly diminish ITTO's effectiveness and the ability of the United States to shape policies and activities related to tropical forests. The ITTO is the only forum where the U.S. can promote its interests as a consumer of tropical timber and a producer of competing non-tropical forest products.

Explanation of Estimate

The FY 2011 request provides for the U.S. assessed contribution to ITTO for calendar year 2011. In 2011 the new International Tropical Timber Agreement (ITTA 2006) is expected to enter into force; the new agreement provides for expanded objectives and efforts to manage and conserve tropical forests, as well as a more equitable and stable basis for funding ITTO's core work program. The U.S. assessed contribution to the ITTA fluctuates based on a three-year moving average of the U.S. share of the volume of tropical timber imports by member countries. The U.S. assessment rate is projected to increase to 5.3 percent in 2010 due to the increase in the U.S. share of the volume of tropical timber imports.

CONTRIBUTIONS TO INTERNATIONAL ORGANIZATIONS

Detailed Computation of Estimate	FY 2009 Actual	FY 2010 Enacted	FY 2011 Request
Assessment Against Members (in Dollars)	6,411	7,516	8,134
United States % Share	4.0936	4.1	5.3
United States Assessment (in Dollars)	262	308	431
Less: Prior Year Credit/Surplus	(12)	0	0
U.S. Requirement in Dollars	250	308	431

International Union for the Conservation of Nature and Natural Resources

Gland, Switzerland

($ in thousands)

Computation of Estimate	FY 2009 Actual	FY 2010 Enacted	FY 2011 Request
U.S. Requirements in Dollars	441	463	480

Economic Growth: The International Union for the Conservation of Nature and Natural Resources (IUCN) promotes the conservation of biodiversity and ecosystems, both marine and terrestrial, around the world. Conservation in these areas is crucial to a wide range of U.S. interests, including the U.S. agricultural and pharmaceutical industries. IUCN has also been instrumental in providing the scientific analyses for and supporting international environmental agreements and initiatives important to the U.S., such as the Convention on International Trade in Endangered Species (CITES).

Accomplishments and Priorities

Recent accomplishments by IUCN include:

- IUCN's Ecosystem Management program provided toolkits on the valuation of biodiversity and ecosystem services for use worldwide. This initiative continues to provide the stimulus needed to incorporate science and economic valuation into decision-making processes and promote integrated ecosystem-wide management, with particular reference to management strategies to adapt to climate change.***(Economic Growth)***

- Updated the "Red List" surveys, including a report on "The Conservation Status of Pelagic Sharks and Rays", which are the world's most widely respected scientific surveys of endangered and threatened species. This work is crucial for encouraging proper protection of endangered species, and is used extensively by CITES. ***(Economic Growth)***

Current and future priorities include:

- Continuing to provide analytical guidance on protected areas, both terrestrial and marine, including guidance related to priorities for identifying natural areas of potential outstanding universal value, with particular reference to the World Heritage List. ***(Economic Growth)***

- Continuing to promote sustainable forest management, in particular with respect to climate change, and combating illegal logging through community-based use of tropical timber and implementation of the Forest Law Enforcement and Governance. ***(Economic Growth)***

- Collaborating with Coalition Against Wildlife Trafficking partners to discourage illegal wildlife trade and raise awareness of the effects of wildlife trafficking, including its threat to biodiversity and sustainable development, and to establish a global system of regional wildlife enforcement networks. ***(Economic Growth)***

- Collaborating with the International Coral Reef Initiative to support the ICRI Crime Scene Investigation for Coral Reefs: Investigative & Enforcement Forensics Field Training program. ***(Economic Growth)***

Principal Partners and Benefits

U.S. Department of Commerce
National Oceanic and Atmospheric Administration
U.S. Fish and Wildlife Service
U.S. Park Service
U.S. Agency for International Development
U.S. Forest Service
U.S. Environmental Protection Agency
American Zoo and Aquarium Association
Smithsonian Institution
National Academy of Sciences
National Geographic Society
Conservation International
World Wildlife Fund
The Nature Conservancy
Wildlife Conservation Society
Safari Club International

IUCN provides much of the information and analysis for science-based decision-making in multilateral environmental agreements, supporting U.S. policy on the use of sound science. IUCN is also a forum for coordinating governmental and non-governmental approaches to environmental conservation and the sustainable use of natural resources. Withdrawal or a substantial failure to pay assessed contributions on time could limit the ability of the U.S. to influence IUCN, both in supporting its engagement with the private sector and also with its focus on its core scientific mission. U.S. withdrawal could also undermine U.S. credibility as a supporter of sound environmental science and science-based decision-making.

Explanation of Estimate

The request provides for the U.S. assessed contribution to IUCN for calendar year 2011, the third year of IUCN's 2009-2012 quadrennial budget. Membership dues at the IUCN are indexed to the Consumer Price Index for Switzerland as published by the Swiss Federal Statistical Office. The increase for 2010 was based on a one percent inflation estimate. The FY 2011 request is based on a one percent increase.

Detailed Computation of Estimate	FY 2009 Actual	FY 2010 Enacted	FY 2011 Request
Assessment Against Members (in Swiss Francs)	10,325	10,532	10,638
United States % Share	4.53	4.53	4.53
United States Assessment (in Swiss Francs)	466	477	482
Approx. Exchange Rate (Swiss Francs to $1)	1.0567	1.0302	1.004
U.S. Requirement in Dollars	441	463	480

International Union for the Protection of New Varieties of Plants

Geneva, Switzerland
($ in thousands)

Computation of Estimate	FY 2009 Actual	FY 2010 Enacted	FY 2011 Request
U.S. Requirements in Dollars	254	260	267

Economic Growth: The International Convention for the Protection of New Plant Varieties (UPOV) stimulates investment in agricultural markets through intellectual property systems that preserve

economic benefits for originators of new plant varieties. As the source of 20 percent of all property rights filings for new plant varieties, the U.S. plant breeding industry benefits from worldwide protection of property rights that UPOV provides for new plant varieties.

Accomplishments and Priorities

Recent accomplishments by UPOV include:

- Adopted test guidelines for 16 crops in 2009 that promote consistency of plant variety examinations by member states for distinctness, uniformity and stability of the plant variety. These guidelines have enhanced the ability of U.S. plant breeders to secure intellectual property protection for their inventions internationally. ***(Economic Growth)***

- Adopted explanatory notes for various aspects of plant variety protection under the UPOV convention, including the principle of national treatment, ensuring that the U.S. plant breeding industry enjoys the same treatment in other member states as do the nationals or residents of those states. ***(Economic Growth)***

- Provided training on plant variety protection under the UPOV convention to more than 870 participants in four UPOV languages during the first nine months of 2009. Provided training for distinctness, uniformity and stability standards to over twenty countries in 2009, improving application examination techniques in developing countries. ***(Economic Growth)***

- Conducted a Train the Trainers Program for 20 plant variety protection experts from countries around the world in May 2009. The program gave these experts presentation skills and materials that they use to train others in their own languages, in addition to serving as tutors for UPOV distance learning courses. ***(Economic Growth)***

Current and future priorities include:

- Continuing to seek to ensure that developments in other instruments/fora, such as the Convention of Biological Diversity and the International Treaty on Plant Genetic Resources for Food and Agriculture are implemented in a way that is mutually supportive with regard to the UPOV Convention. ***(Economic Growth)***

- Continuing development of better and more efficient systems for testing and examining new varieties of plants under the UPOV convention to keep pace with technological changes, such as the incorporation of new genes into plants through biotechnological techniques that provide greater harvest yields, disease resistance, and frost tolerance. ***(Economic Growth)***

- Making improvements to the Plant Variety Database and operation of UPOV's GENIE database, including making the database available to the public. ***(Economic Growth)***

- Continuing review of implementing legislation of countries that have requested accession to the UPOV Convention. The review ensures strong and effective intellectual property protection in acceding countries and provides the U.S. plant breeding industry with a mechanism to enforce intellectual property rights in UPOV member states. ***(Economic Growth)***

Principal Partners and Benefits

U.S. Patent and Trademark Office
Office of the U.S. Trade Representative
U.S. Biotechnology Industry Organization
U.S. Department of Agriculture
American Seed Trade Association
International Seed Federation

American Intellectual Property Law Association
U.S. Pharmaceutical Research and Manufacturing Association

UPOV's constituency includes U.S. agricultural interests, innovators, researchers, and pharmaceutical and biotech manufacturers. The U.S. is a leader in the field of plant variety development. U.S. exports of grains and other plant varieties amount to approximately 18 billion dollars annually. Protection of U.S. property rights is vital to promoting U.S. commerce abroad. UPOV currently has 68 members, including two new members in 2009. Forty-five countries are now members of the 1991 UPOV convention and 22 countries are members of the 1978 UPOV convention. Withdrawal or a substantial failure to pay assessed contributions on time could adversely affect the thousands of plant variety protection filers in the U.S. that use the international system administered through UPOV to file for, and obtain, property rights protection from other UPOV members around the world.

Explanation of Estimate

The request provides for the U.S. assessed contribution to UPOV for calendar year 2011, the second year of UPOV's 2010-2011 biennial budget. The implementation of several cost-saving measures resulted in a small decrease in the assessed budget in CY 2008 and 2009 compared to the previous biennium. The request anticipates no increase in the assessed budget for 2010 or 2011.

Detailed Computation of Estimate	FY 2009 Actual	FY 2010 Enacted	FY 2011 Request
Assessment Against Members (in Swiss Francs)	3,229	3,229	3,229
United States % Share	8.3057	8.3057	8.3057
United States Assessment (in Swiss Francs)	268	268	268
Approx. Exchange Rate (Swiss Francs to $1)	1.0551	1.0308	1.004
U.S. Requirement in Dollars	254	260	267

World Organization for Animal Health

Paris, France
($ in thousands)

Computation of Estimate	FY 2009 Actual	FY 2010 Enacted	FY 2011 Request
U.S. Requirements in Dollars	205	207	223

Economic Growth: The World Organization for Animal Health, also known as the International Office of Epizootics (OIE), advances safe international trade of animals and animal products through international standards and guidelines on animal health and diseases transmitted from animals to humans. OIE also provides capacity-building assistance to developing countries so that they can meet their World Trade Organization obligations and receive benefits that result from increased participation in international trade.

Investing in People: OIE keeps countries around the world well informed on disease risks to humans that result from trade in animals and animal products. OIE also provides technical assistance in controlling and eradicating major diseases threatening animal and human health, such as Foot-and-Mouth disease, Mad Cow disease and Avian influenza. The U.S. benefits from being able to respond to potential crises in public health through a multilateral approach, reducing the burden on the U.S. to respond through other means.

CONTRIBUTIONS TO INTERNATIONAL ORGANIZATIONS

Accomplishments and Priorities

Recent accomplishments by OIE include:

- Revised the OIE Code on avian influenza to establish time/temperature parameters governing trade in poultry products, and clarify the bases for placing trade bans on countries with avian influenza detected in wildlife. ***(Economic Growth)***

- Continued to provide technical assistance in controlling and eradicating avian influenza to various countries affected with H5N1 avian influenza in Asia and Africa in the form of expert teams that visited individual countries and international conferences that helped to promote a regional strategy for dealing with the crisis. ***(Investing in People)***

- Continued to review country requests for BSE status classification, as well as for Foot-and-Mouth Disease and Rinderpest classification which allows for greater trade in livestock and their products. (***Economic Growth***)

- Actively and closely monitoring, together with its partner organizations, the development of the ongoing pandemic since the detection of the pandemic H1N1 2009 virus in humans in April 2009. (***Economic Growth***)

Current and future priorities include:

- Working with governments and international organizations to strengthen links between veterinary health and public health services in line with the "one world-one health" concept. (***Investing in People)***

- Helping developing countries to build capacity through the Standards and Trade Development Facility, recently developed together with the Food and Agriculture Organization, the World Health Organization, the World Bank, and the World Trade Organization, which is designed to help developing countries meet their trade agreement obligations and benefit from international commerce. ***(Economic Growth)***

- Encouraging countries to use revised guidelines impacting national animal welfare policies and practices, including a database of animal welfare subject matter experts. ***(Investing in People)***

- Continuing work in standards-setting; and in providing capacity-building assistance to developing countries so that they can meet their trade agreement obligations and benefit from international commerce. ***(Economic Growth)***

- Building up laboratory and related capacities to address animal and public health emergencies, including strengthening veterinary services worldwide, enhancing early virus detection and research, and supporting outbreak containment plans by teaching livestock owners good farming practices. Their website provides critical information to national veterinary services and veterinary professionals, farmers, media and the general public**.** ***(Investing in People)***

Principal Partners and Benefits

U.S. Department of Agriculture
U.S. Department of Commerce
U.S. Food and Drug Administration
Office of the U.S. Trade Representative
U.S. Agency for International Development
U.S. Department of Health and Human Services
U.S. Environmental Protection Agency

CONTRIBUTIONS TO INTERNATIONAL ORGANIZATIONS

OIE provides a valuable channel for disseminating U.S. veterinary research findings, while apprising the U.S. of overseas research developments. OIE also enables the U.S. to promote science-based standards through strong, participatory international standards-setting bodies. U.S. involvement in OIE often results in international adoption of U.S. proposed standards, enabling the U.S. to import and export animal products that conform to U.S. domestic health regulations. Withdrawal or a substantial failure to pay assessed contributions on time could leave other OIE member states with greater influence over animal health standards with which the U.S. could be expected to abide in the future.

Explanation of Estimate

The FY 2011 request provides for the U.S. assessed contribution to OIE for calendar year 2011. The request anticipates a slight increase to cover expected inflationary and other customary cost increases.

Detailed Computation of Estimate	FY 2009 Actual	FY 2010 Enacted	FY 2011 Request
Assessment Against Members (in Euros)	5,403	5,773	5,917
United States % Share	2.5812	2.49	2.5
United States Assessment (in Euros)	140	144	148
Approx. Exchange Rate (Euros to $1)	0.6829	0.6956	0.665
U.S. Requirement in Dollars	205	207	223

CONTRIBUTIONS TO INTERNATIONAL ORGANIZATIONS

Statutory Authorizations

United Nations and Affiliated Agencies

Food and Agriculture Organization
Public Law 79-197 approved July 31, 1945; as amended by P.L. 81-806 approved September 21, 1950; P.L. 84-726 approved July 18, 1956; P.L. 85-141 approved August 14, 1957; P.L. 87-195 approved September 4, 1961 (22 U.S.C. 279-279d). United Nations Food and Agriculture Organization Constitution, adopted by the United States effective October 16, 1945 (T.I.A.S. 1554) and composite text, as amended to 1957 (T.I.A.S. 4803).

International Atomic Energy Agency
P.L. 85-177 approved August 28, 1957 (22 U.S.C. 2021-2026). International Atomic Energy Statute, ratification advised by the Senate June 18, 1957 (T.I.A.S. 3873).

International Civil Aviation Organization
Convention on International Civil Aviation, Chapter XV, 1944, ratification advised by the Senate July 25, 1946 (T.I.A.S. 1591).

International Labor Organization
P.L. 80-843 approved June 30, 1948, as amended by P.L. 81-806 approved June 30, 1958 (22 U.S.C. 271-272a). International Labor Organization Constitution amendment, acceptance by the United States deposited August 2, 1958 (T.I.A.S. 1868).

International Maritime Organization
Intergovernmental Maritime Consultative Organization Convention, ratification advised by the Senate July 27, 1950 and entered into force for the United States March 17, 1958 (T.I.A.S. 4044).

International Telecommunication Union
International Telecommunication Convention, with Annexes and Protocol, Malaga-Torremolinos, 1973 ratification by Senate January 22, 1976 and entered into force for the United States in April 1976 (T.I.A.S. 8572); as amended, Nairobi, 1982, ratification by the President, December 26, 1985 and entered into force for the United States on January 10, 1986.

United Nations
P.L. 79-264 approved December 20, 1945; as renumbered and amended by P.L. 81-341 approved October 10, 1949 (22 U.S.C. 287-287e). United Nations Charter, ratification advised by the Senate, July 28, 1945 (T.S. 933).

United Nations Educational, Scientific, and Cultural Organization
Constitution of the United Nations Educational, Scientific, and Cultural Organization, concluded at London November 16, 1945; entered into force November 4, 1946; reentered into force for the United States October 1, 2003 (T.I.A.S 1580).

Universal Postal Union
Universal Postal Convention, Rio de Janeiro, 1979, entered into force for the United States July 1, 1981 (T.I.A.S. 9972).

World Health Organization
P. L. 643, 80th Congress, approved June 14, 1948; P. L. 807, 81st Congress, approved September 21, 1950; P. L. 655, 83rd Congress, approved August 26, 1954; P. L. 138, 84th Congress, approved July 8, 1955 (22 U.S.C. 290 - 290e). World Health Organization Constitution, entered into force for the United States June 21, 1948 (T.I.A.S. 1808).

CONTRIBUTIONS TO INTERNATIONAL ORGANIZATIONS

World Intellectual Property Organization

Paris Union

P.L. 86-614 approved July 12, 1960, as amended by P.L. 88-69 approved July 19, 1963, as amended by P.L. 92-511 approved October 20, 1972 (22 U.S.C. 260f), as further amended by P.L. 98-164 approved November 22, 1983. Stockholm revision to the Paris Convention for Protection of Industrial Property, Senate consent to ratification February 28, 1970 (T.I.A.S. 6923), as amended by P.L. 98-164 approved November 22, 1983.

N**ice Union**

The U.S. Senate gave its advice and consent to ratification of the Nice Agreement on December 11, 1971 (T.I.A.S. 7418).

S**trasbourg Union**

The U.S. Senate gave its advice and consent to ratification of the Strasbourg Agreement on October 30, 1973 (T.I.A.S. 8140).

Berne Convention on the Protection of Literacy and Artistic Works

Implementing legislation became effective March 1, 1989.

World Meteorological Organization

World Meteorological Organization Convention, ratification advised by the Senate April 20, 1949 (T.I.A.S. 5947).

Inter-American Organizations

Inter-American Institute for Cooperation on Agriculture

Inter-American Institute of Agricultural Sciences Convention, ratification advised by the Senate June 22, 1944 (T.S. 987). Protocol to the Convention, deposited by the United States November 3, 1959. Revised statutes changing the name of the Institute to Inter-American Institute for Cooperation on Agriculture and incorporating changes in the Institute were adopted by the required two-thirds of member countries, including the United States, on February 18, 1981. The United States deposited its ratification to the revised statutes on October 24, 1980.

Organization of American States

Organization of American States Charter, ratification advised by the Senate on August 28, 1950 (T.I.A.S. 2361).

Pan American Health Organization

Pan American Sanitary Convention, ratification advised by the Senate, February 23, 1925 (T.S. 714).

Pan American Institute of Geography and History

Public Resolution 74-42 approved August 2, 1935 as amended by P.L. 83-736 approved August 31, 1954, as further amended by P.L. 90-645 approved October 13, 1966 (22 U.S.C. 273), P.L. 91-340 approved July 17, 1970 and P.L. 97-241 approved August 24, 1982.

Regional Organizations

Asia-Pacific Economic Cooperation

P.L. 103-236 (Section 424), approved April 30, 1994.

Colombo Plan Council for Technical Cooperation

P.L. 86-108 (Section 502), approved July 24, 1959 (22 U.S.C. 1896b).

NATO Parliamentary Assembly

P.L. 84-689 approved July 11, 1956, as amended by P.L. 85-477 approved June 30, 1958, and P.L. 90-137 approved November 14, 1967 (22 U.S.C. 1928A-1928D).

CONTRIBUTIONS TO INTERNATIONAL ORGANIZATIONS

North Atlantic Treaty Organization
North Atlantic Treaty, ratification advised by the Senate July 21, 1949 (T.I.A.S. 1964) (22 U.S.C. 19286), P.L. 87-195 (Section 628, 629, and 630) approved September 4, 1961; as amended by P.L. 89-171, approved September 6, 1965 (22 U.S.C. 2388-2390).

Organization for Economic Cooperation and Development
OECD Convention, ratification advised by the Senate March 16, 1961 (T.I.A.S. 4891). P.L. 87-195 (Sections 628, 629 and 630) approved September 4, 1961 as amended by P.L. 89-171, approved September 5, 1965 (22 U.S.C. 2388-2390).

Pacific Community
P.L. 80-403, approved January 28, 1948, as amended by P.L. 81-806 approved September 21, 1950, and further amended by P.L. 86-472 approved May 14, 1960; P.L. 88-263 approved January 31, 1964; P.L. 89-91 approved July 27, 1965 (22 U.S.C. 280-280c); P.L. 91-632 approved December 31, 1970; and P.L. 92-490 approved October 13, 1972. South Pacific Commission Agreement entered into force July 29, 1948 (T.I.A.S. 2317) and amendment to the agreement entered into force July 15, 1965.

Other International Organizations

Customs Cooperation Council
Customs Cooperation Convention, ratification by the Senate October 4, 1968; instruments of accession deposited November 5, 1970 (T.I.A.S 7063).

Hague Conference on Private International Law
P.L. 88-244, as amended by P.L. 92-497 approved October 17, 1972 (22 U.S.C. 269g-1). Hague Conference on Private International Law Statute, entered into force on October 15, 1964 (T.I.A.S. 5710).

International Agency for Research on Cancer
P.L. 92-484 approved October 14, 1972. Statute of International Agency for Research on Cancer, entered into force September 15, 1965 (T.I.A.S. 5873).

International Bureau for the Publication of Customs Tariffs
International Union for the Publication of Customs Tariffs Convention, ratification advised by the Senate December 13, 1890 (T.S. 384). Protocol modifying the Convention of July 5, 1980, ratification by the Senate January 25, 1956 (T.I.A.S. 3922), P.L. Law 90-569, approved October 12, 1968 (33 U.S.C. 269th).

International Bureau of the Permanent Court of Arbitration
Pacific Settlement of International Disputes Convention, ratification advised by the Senate April 2, 1908 (T.S. 536).

International Bureau of Weights and Measures
International Bureau of Weights and Measures Convention, ratification advised by the Senate May 15, 1978, (T.S. 378) and amending convention, ratification advised by the Senate January 5, 1923 (T.S. 673).

International Center for the Study of the Preservation and Restoration of Cultural Property
P.L. 89-665 approved October l5, 1966, amended as follows by P.L. 91-243 approved May 9, 1970; P.L. 93-54 approved July 1, 1973; P.L. 94-422 approved September 28, 1976; and P.L. 96-199 approved March 5, 1980. Statutes of the International Center for the Study of the Preservation and Restoration of Cultural Property, entered into force May 10, 1958; for the United States January 20, 1971 (T.I.A.S. 7038).

International Coffee Organization
P.L. 108-447 approved December 8, 2004.

CONTRIBUTIONS TO INTERNATIONAL ORGANIZATIONS

International Copper Study Group
The United States accepted the Terms of Reference (TOR) of the ICSG on March 15, 1990. The acceptance was signed by the Acting Secretary and deposited with the UN Secretary-General. Legislative authority for U.S. membership was included in the State Department's Authorization Act for the Fiscal Years 1994 and 1995 (P.L. 103-236). Terms of Reference of the International Copper Study Group, done at Geneva February 24, 1989; entered into force January 23, 1992.

International Cotton Advisory Committee
P.L. 94-350 approved July 12, 1976.

International Grains Council
Treaty Doc. 105-16 approved June 26, 1998. Grains Trade Convention (part of international grains agreement), done at London December 7, 1994; entered into force July 1, 1995; entered into force for the United States May 21, 1999.

International Hydrographic Organization
International Hydrographic Convention, approval advised by the Senate on May 13, 1968 (T.I.A.S. 6933).

International Institute for the Unification of Private Law
P.L. 84-44 approved December 30, 1963, as amended by P.L. 92-497 approved October 17, 1972 (22 U.S.C. 269g-1). Charter of the International Institute for the Unification of Private Law, entered into force for the United States March 13, 1964 (T.I.A.S. 5743).

International Lead and Zinc Study Group
P.L. 94-350 approved July 12, 1976.

International Organization of Legal Metrology
The Convention on Legal Metrology, as amended; ratified by Senate on August 11, 1972 and entered into force on October 22, 1972 (T.I.A.S. 7533).

International Rubber Study Group
P.L. 94-350, approved July 12, 1976.

International Seed Testing Association
P.L. 94-350 approved July 12, 1976.

International Tropical Timber Organization
Section 401(b) of the Foreign Relations Authorization Act, Fiscal Years 1990 and 1991 (P.L. 101-246 of February 16, 1996) authorizes funding for the ITTO out of the Contributions to International Organizations (CIO) account. The International Tropical Timber Agreement, 1994, which replaced ITTA 1983, entered into force provisionally January 1, 1997. The Secretary of State signed an instrument of acceptance for ITTA 1994 on November 7, 1996, which was deposited at the United Nations on November 14, 1996.

International Union for the Conservation of Nature and Natural Resources
Language authorizing U.S. membership is included in Title IV, Section 402 of the State Department Authorization Act for the Fiscal Years 1990 and 1991 (P.L. 101-246).

International Union for the Protection of New Varieties of Plants
International Convention for the Protection of New Varieties of Plants of December 6, 1961, as revised. Done at Geneva October 23, 1978; entered into force November 8, 1981; ratified February 22, 1999 (Treaty Document 104-17).

CONTRIBUTIONS TO INTERNATIONAL ORGANIZATIONS

Organization for the Prohibition of Chemical Weapons
Convention on the Prohibition of the Development, Production, Stockpiling, and Use of Chemical Weapons and on their Destruction, ratification advised by the Senate April 24, 1997; instrument of ratification deposited April 25; entered into force April 29, 1997.

World Organization for Animal Health
International Agreement for the creation at Paris of the International Office of Epizootics, ratification advised by the Senate May 5, 1975 (T.I.A.S. 8141).

World Trade Organization
Uruguay Round Agreement Act, P.L. 103-465, enacted December 8, 1994.

Funds by Object Class

($ in thousands)

	FY 2009 Actual	FY 2010 Enacted	FY 2011 Request	Increase / Decrease
4100 Grants, Subsidies & Contrb	**1,604,400**	**1,682,500**	**1,595,430**	**(87,070)**
Total	**1,604,400**	**1,682,500**	**1,595,430**	**(87,070)**

CONTRIBUTIONS FOR INTERNATIONAL PEACEKEEPING ACTIVITIES

Proposed Appropriation Language

CONTRIBUTIONS FOR INTERNATIONAL PEACEKEEPING ACTIVITIES

For necessary expenses to pay assessed and other expenses of international peacekeeping activities directed to the maintenance or restoration of international peace and security, **[**$2,125,000,000, of which 15 percent shall**]***$2,182,300,000 to* remain available until September 30, **[**2011**]***2012*: *Provided*, That **[**none of the funds made available by this Act shall be obligated or expended for any new or expanded United Nations peacekeeping mission unless,**]** at least 15 days in advance of voting for **[**the**]***a* new or expanded mission in the United Nations Security Council (or in an emergency as far in advance as is practicable): (1) the Committees on Appropriations **[**are**]***should be* notified of the estimated cost and length of the mission, the national interest that will be served, the planned exit strategy, and that the United Nations has taken appropriate measures to prevent United Nations employees, contractor personnel, and peacekeeping forces serving in the mission from trafficking in persons, exploiting victims of trafficking, or committing acts of illegal sexual exploitation, and to hold accountable individuals who engage in such acts while participating in the peacekeeping mission, including the prosecution in their home countries of such individuals in connection with such acts; and (2) notification pursuant to section **[**7015**]***7012* of this Act **[**is**]***should be* submitted, and the procedures therein followed, setting forth the source of funds that will be used to pay for the cost of the new or expanded mission**[**: *Provided further*, That funds shall be available for peacekeeping expenses unless the Secretary of State determines that American manufacturers and suppliers are not being given opportunities to provide equipment, services, and material for United Nations peacekeeping activities equal to those being given to foreign manufacturers and suppliers**]**. *(Department of State, Foreign Operations, and Related Programs Appropriations Act, 2010.)*

CONTRIBUTIONS FOR INTERNATIONAL PEACEKEEPING ACTIVITIES

Resource Summary

($ in thousands)

Appropriations	FY 2009 Actual	FY 2010 Enacted	FY 2011 Request	Increase / Decrease
Funds	2,388,500	2,125,000	2,182,300	57,300

FY 2009 Actual includes $150.5 million in bridge funding provided by the Supplemental Appropriations Act, 2008 (P.L. 110-252) and $721.0 million provided by the Supplemental Appropriations Act, 2009 (P.L. 111-32).

Program Description

The Contributions for International Peacekeeping Activities (CIPA) account funds expenses of international peacekeeping activities directed to the maintenance or restoration of international peace and security. United Nations (UN) peacekeeping activities promote the peaceful resolution of conflict.

"UN Peacekeeping can deliver important results by protecting civilians, helping to rebuild security, and advancing peace around the world. From Sudan to Liberia to Haiti, peacekeeping operations are a cost-effective means for the United States and all nations to share the burden of promoting peace and security." President Barack Obama, September 23, 2009

As the President stated before the UN General Assembly, United Nations peacekeeping serves U.S. national interests. The U.S. has a stake in the outcome of events in every region of the world deploying American forces to carry out similar duties; it would be substantially more expensive and change conditions on the ground. The United States is committed to enhancing its engagement across the spectrum of "peace operations," including in the areas of conflict mediation, peacekeeping, peacebuilding, and transitions to sustainable peace. Peacekeeping operations have grown in both scale and complexity, going far beyond traditional roles of separating adversaries, maintaining cease-fires, and facilitating humanitarian relief. This has stretched resources and has put current support mechanisms under increasing strain. To succeed, UN Missions and contributors need to be better equipped and supported to fulfill ambitious mandates, be it securing territory or protecting civilians from violence, including sexual and gender-based violence.

Accordingly, the Department is working to:

- Ensure that mandates for peacekeeping operations are credible and achievable so that they are equipped to succeed, in clearly measurable ways;
- Intensify efforts to mediate conflicts and revive flagging peace processes, so that peacekeepers have a peace to keep;
- Work with partners to expand the pool, capacity, and effectiveness of troop and police contributors;
- Help the UN mobilize critical enabling assets, including logistics, transportation, medical, engineering, and other assets; and
- Build the capacity of national governments to take over from UN peacekeepers, especially in the areas of governance and the rule of law.

This appropriation will fund the U.S. assessed share of UN peacekeeping operations as follows:

- **UN Disengagement Observer Force** (UNDOF, established May 31, 1974) – acts as a buffer between Syria and Israeli troops in the strategic Golan Heights area.

CONTRIBUTIONS FOR INTERNATIONAL PEACEKEEPING ACTIVITIES

- **UN Interim Force in Lebanon** (UNIFIL, established March 19, 1978) – restores international peace and security in southern Lebanon and Lebanese sovereignty in the south of Lebanon.

- **UN Mission in Western Sahara** (MINURSO, established April 29, 1991) – monitors the cease-fire and will assist in conducting a referendum on the future status of the Western Sahara.

- **UN Mission Interim Administration Mission in Kosovo** (UNMIK, established June 10, 1999) - the United Nations, through its Interim Administration Mission in Kosovo (UNMIK), has since 1999, provided Kosovo with a transitional administration while establishing and overseeing the development of democratic self-governing institutions; administered the transfer of responsibilities and authorities to those institutions and, since Kosovo's independence, to the government of the Republic of Kosovo.

- **UN Peacekeeping Force in Cyprus** (UNFICYP, established March 4, 1964) – serves as a buffer force between Turkish and Turkish Cypriot forces on one side of the zone and the Greek Cypriot National Guard on the other. UNFICYP has helped to prevent an outbreak of conflict on Cyprus that could provoke Turkey and Greece, two U.S. NATO Allies, into hostilities, thus endangering both peace in the immediate area and the stability of the greater Balkans-Aegean region.

- **War Crimes Tribunals in Yugoslavia and Rwanda** (established for Yugoslavia in May 1993 and for Rwanda in November 1994) – investigate and prosecute war crimes in these areas. Half of each of these tribunals is funded by a special assessment using the UN regular budget scale of assessments, which is paid out of the Contributions to International Organizations account, and the other half is funded using the UN peacekeeping scale, which is paid out of this account.

- **UN Integrated Mission in Timor-Leste** (UNMIT, established August 25, 2006) – provides stability and policing capacity while working with the coalition government to strengthen domestic security and justice infrastructure.

- **UN Operations in the Democratic Republic of Congo** (MONUC, established November 30, 1999) – provides a stabilization force with top priorities of helping to protect civilians, disarm and demobilize armed groups, and assisting in security sector reform with a view to ending endemic violence and establishing government control.

- **UN Mission to Liberia** (UNMIL, established September 19, 2003) – provides umbrella security, assists with restructuring the Liberian National Police and re-establishing national authority throughout the country, monitors compliance with Security Council sanctions regimes, including the arms embargo, and will provide security and logistical support for the 2011 Liberian presidential and parliamentary elections.

- **UN Mission in Sudan** (UNMIS, established March 24, 2005) – supports implementation of the Comprehensive Peace Agreement (CPA) signed by the parties; facilitates and coordinates, within its capabilities and areas of deployment, the voluntary return of refugees and internally displaced persons; establishes a secure operating environment for humanitarian operations; and contributes towards international efforts to protect and promote human rights in Sudan.

- **UN Operation in Cote d'Ivoire** (UNOCI, established April 4, 2004) – monitors the cease-fire, monitors compliance with Security Council resolutions, including the arms embargo, Cote d'Ivoire's transitional power-sharing government in disarming and repatriating the former combatants, and provides technical support for preparations for nation-wide presidential and parliamentary elections as well as be responsible for certifying if those elections are "open, free, fair and transparent."

CONTRIBUTIONS FOR INTERNATIONAL PEACEKEEPING ACTIVITIES

- **UN Stabilization Mission in Haiti** (MINUSTAH, established April 30, 2004; replaced the Multinational Interim Force (MIF) on June 1, 2004) – supports the Government of Haiti's stabilization efforts to create an environment where the political process, including elections, and economic recovery can take hold; assists, along with international donors including the United States and Canada, in the reestablishment of Haiti's police functions and in the strengthening of Haiti's rule-of-law-structures; and promotes and protects human rights.

- **UN/AU Hybrid Mission in Darfur** (UNAMID, established July 31, 2007) – contributes to the restoration of security conditions for the provision of humanitarian assistance and facilitates humanitarian access throughout Darfur; contributes to the protection of civilian populations under imminent threat of physical violence and prevents attacks against civilians within its capability and areas of deployment; monitors and observes compliance with and the implementation of various ceasefire agreements; and assists with the implementation of the Darfur Peace Agreement and any subsequent agreements.

- **UN Mission to Chad/Central African Republic** (MINURCAT, established September 25, 2007) – assists in the creation of security conditions conducive to a voluntary, secure, sustainable return of refugees and displaced persons; contributes to the protection of refugees, internally displaced persons (IDPs), other vulnerable civilian populations; and facilitates humanitarian relief efforts in eastern Chad and northeastern Central African Republic (CAR) areas that border Sudan's Darfur province.

- This appropriation will fund the U.S. assessed share of the **UN Support to the African Union Mission in Somalia** (UNSOA, established following UN Security Council Resolution 1863 in 2009) – which delivers a logistics support capacity package to AMISOM (African Union Mission in Somalia) that is critical to the mission achieving its operational effectiveness. UNSOA is working very closely with the Nairobi-based Political Office for Somalia (UNPOS) to help create the necessary political and security conditions in Somalia, working in concert with the international community and other UN bodies.

Performance

The United States supports multilateral action in pursuit of peace and security and encourages countries to act in accordance with their international obligations. The Bureau of International Organizations (IO) will act to reduce threats through adoption of United Nations Security Council resolutions and statements and by working to ensure effective United Nations peacekeeping missions.

The degree to which United Nations peacekeeping missions achieve U.S. Government objectives directly supports the Department's strategic goal of attaining peace and security. Each mission's progress toward meeting its goals is continuously assessed. Successful completion of the terms of a United Nations peacekeeping mandate demonstrates progress toward stabilizing some of the world's most dangerous conflicts, and promotes the eventual long term resolution of these conflicts.

CONTRIBUTIONS FOR INTERNATIONAL PEACEKEEPING ACTIVITIES

STRATEGIC GOAL: ACHIEVING PEACE AND SECURITY						
Strategic Priority	Conflict Prevention, Mitigation, and Response					
Bureau Goal	Indicator is a department level measure and was developed outside of bureau strategic planning process					
Indicator	Average rating denoting degree to which all United Nations peacekeeping missions funded through the contributions for International Peacekeeping Activities Account (CIPA) achieve US Government objectives stated in the department's Congressional Budget Justification for the corresponding fiscal year.					
FY 2006 Result	FY 2007 Result	FY 2008 Result	FY 2009 Result	FY 2009 Target	FY 2010 Target	FY 2011 Target
2.13 (Target = 2.0) ▲ Above Target	2.23 (Target = 2.0) ▲ Above Target	2.60 (Target = 2.0) ▲ Above Target	2.5 (Target = 2.5) ◄► On Target	2.5	2.5	2.5
Impact	UN peacekeeping missions have been successful to varying degrees in implementing mandates. The FY 2009 result is encouraging in achieving our goal of peace, security, and reconstruction in post-conflict countries. However, the USG will continue to assist the UN to generate and deploy troops, refine mandates, and provide assistance in operations.					
Methodology	The Department works with the UN Security Council to develop mandates consistent with U.S. objectives and support "right-sized" operations. The Bureau of International Organizations follow how each mission is generated and deployed and receive reports on operations. The status of missions is regularly assessed to review how well each are meeting benchmarks and implementing mandates. Officers travel to missions to verify and validate accuracy of performance information.					
Data Source and Quality	Sources include UN Secretary General Progress Reports, Mission Reports, and UN Security Council Resolutions. Bureau officers rate individual missions using this scale: 1 = Below Target; 2 = Improved over prior year, but not met; 3 = On Target; 4 = Above Target. The average of these ratings is then compared to the annual target. Data Quality Assessment revealed no significant data limitations.					

The United States supports multilateral action in pursuit of peace and security and encourages countries to act in accordance with their international obligations. The Bureau of International Organizations (IO) will act to reduce threats through adoption of United Nations Security Council resolutions and statements and by working to ensure effective United Nations peacekeeping missions. The indicator below focuses on the UN's peacekeeping efforts in Africa.

STRATEGIC GOAL: ACHIEVING PEACE AND SECURITY						
Strategic Priority	Conflict Prevention, Mitigation, and Response					
Bureau Goal	Indicator is a department level measure and was developed outside of bureau strategic planning process					
Indicator	NEW INDICATOR: Average rating denoting degree to which United Nations peacekeeping missions in Africa funded through the Contributions for International Peacekeeping Activities Account (CIPA) achieve pre-established U.S. Government objectives.					
FY 2006 Result	FY 2007 Result	FY 2008 Result	FY 2009 Result	FY 2009 Target	FY 2010 Target	FY 2011 Target
N/A New Indicator, No Rating	1.83 [Baseline] ▼ Below Target	2.37 ▲ Above Target	2.3 ▼ Below Target	2.5	2.5	2.5

Steps to Improve	The United States will continue to support multilateral action in pursuit of peace and security and encourage countries to act in accordance with their international obligations. Despite a variety of external factors posing challenges, we will act to reduce threats through adoption of resolutions and by working to ensure effective peacekeeping missions in ways that reinforce USG objectives.
Impact	UN peacekeeping missions have been successful to varying degrees in implementing mandates. The FY 2009 result is encouraging, but is ranked below target in achieving our goal of peace, security, and reconstruction in post-conflict countries. The USG will continue to assist the UN to generate and deploy troops, refine mandates, and provide assistance in operations.
Methodology	The Department works with the UN Security Council to develop mandates consistent with U.S. objectives and support "right-sized" operations. The Bureau of International Organizations follow how each mission is generated and deployed and receive reports on operations. The status of missions is regularly assessed to review how well each are meeting benchmarks and implementing mandates. Officers travel to missions to verify and validate accuracy of performance information.
Data Source and Quality	Sources include UN Secretary General Progress Reports, Mission Reports, and UN Security Council Resolutions. Bureau officers rate individual missions using this scale: 1 = Below Target; 2 = Improved over prior year, but not met; 3 = On Target; 4 = Above Target. The average of these ratings is then compared to the annual target. Data Quality Assessment revealed no significant data limitations.

The United States supports multilateral action in pursuit of peace and security and encourages countries to act in accordance with their international obligations. We will act to reduce threats through adoption of United Nations Security Council resolutions and statements and by working to ensure effective United Nations peacekeeping missions.
The indicator below focuses on the UN's peacekeeping efforts in Near East Asia.

STRATEGIC GOAL: ACHIEVING PEACE AND SECURITY						
Strategic Priority	Conflict Prevention, Mitigation, and Response					
Bureau Goal	Indicator is a department level measure and was developed outside of bureau strategic planning process					
Indicator	NEW INDICATOR: Average rating denoting degree to which UN Peacekeeping Missions in Near East Asia funded through the Contributions for International Peacekeeping Activities Account (CIPA) achieve preestablished US Government objectives.					
FY 2006 Result	FY 2007 Result	FY 2008 Result	FY 2009 Result	FY 2009 Target	FY 2010 Target	FY 2011 Target
N/A New Indicator, No Rating	2.5 [Baseline] ▲ Above Target	3.0 ▲ Above Target	3.0 ▲ Above Target	2.5	2.5	2.5
Reason for Exceeding Target	United Nations Interim Force in Lebanon (UNIFIL) and United Nations Disengagement Observer Force (UNDOF) were each rated as "on target" (see data source). However, the rating is "above target," because the target for this indicator is identical to that for all UN peacekeeping missions: 2.5. While UNIFIL and UNDOF may have exceeded the FY 2009 target, the performance of these missions individually met the requirements of the mandate, and should be considered "on target."					
Impact	UN peacekeeping missions have been successful to varying degrees in implementing mandates. The FY 2009 result is encouraging in achieving our goal of peace, security, and reconstruction in post-conflict countries. However, the USG will continue to assist the UN to generate and deploy troops, refine mandates, and provide assistance in operations.					
Methodology	The Department works with the UN Security Council to develop mandates consistent with U.S. objectives and support "right-sized" operations. The Bureau of International Organizations follow how each mission is generated and deployed and receive reports on operations. The status of missions is regularly assessed to review how well each are meeting benchmarks and implementing mandates. Officers travel to missions to verify and validate accuracy of performance information.					

CONTRIBUTIONS FOR INTERNATIONAL PEACEKEEPING ACTIVITIES

Data Source and Quality	Sources include UN Secretary General Progress Reports, Mission Reports, and UN Security Council Resolutions. Bureau officers rate individual missions using this scale: 1 = Below Target; 2 = Improved over prior year, but not met; 3 = On Target; 4 = Above Target. The average of these ratings is then compared to the annual target. Data Quality Assessment revealed no significant data limitations.

Justification of Request

The FY 2011 request of $2,182,300 will provide funds for the U.S. share of assessed expenses for United Nations peacekeeping operations. Mission highlights include:

- UNMIL (Liberia) force size will remain at this reduced level through 2011;
- UNAMID (Darfur) and MINURCAT (Chad/CAR) missions will be fully deployed;
- MONUC (Democratic Republic of the Congo) will continue operations at the increased authorized strength levels;
- UNMIK (Kosovo) will continue to have a drastically reduced presence, but will not draw down completely; and
- UN member states will be assessed for the logistical support package being delivered by UNSOA (Somalia) to the African Union Mission (AU) in Somalia (AMISOM); or for any successor UN-commanded operation, if applicable.

The Department requests amendment of Section 404(b)(2)(B) of the Foreign Relations Authorization Act, Fiscal Years 1994 and 1995 (Public Law 103–236) (22 U.S.C. 287e note) at the end by adding the following at the end: "(vi) For assessments made during calendar year 2011, 27.5 percent". In addition, the Department requests that funds be appropriated in the CIPA account as "two-year funds" due to the demonstrated unpredictability of the requirements in this account from year to year and the nature of multi-year operations that have mandates overlapping the U.S. fiscal year.

Resource Summary Detail

($ in thousands)

Activities	FY 2009 Actual	FY 2010 Enacted	FY 2011 Request	Increase / Decrease
Activities				
UNDOF UN Disengagement Observer Force	7,660	10,290	12,990	2,700
UNIFIL UN Interim Force in Lebanon	186,400	210,914	212,000	1,086
MINURSO UN Mission for the Referendum in Western Sahara	8,400	14,097	16,440	2,343
UNMIK UN Interim Administration Mission in Kosovo	20,000	0	13,480	13,480
UNFICYP UN Peacekeeping Force in Cyprus	4,540	7,672	8,230	558
UNOMIG UN Observer Mission in Georgia	7,400	7,415	0	(7,415)
UN War Crimes Tribunal - Yugoslavia (UNICTY)	17,000	25,263	21,422	(3,841)
UNICTR UN War Crimes Tribunal - Rwanda	14,000	20,970	16,550	(4,420)
UNMIT UN Integrated Mission in Timor-Leste	34,500	44,115	56,340	12,225
MONUC UN Organization Mission in the Democratic Republic of the Congo	210,000	381,000	408,000	27,000
UNMEE UN Mission in Ethiopia/Eritrea	26,000	0	0	0
UNMIL UN Mission in Liberia	123,400	135,400	135,400	0

CONTRIBUTIONS FOR INTERNATIONAL PEACEKEEPING ACTIVITIES

Activities	FY 2009 Actual	FY 2010 Enacted	FY 2011 Request	Increase / Decrease
UNMIS UN Mission in Sudan	208,900	257,325	280,780	23,455
UNOCI UN Operation in Cote d'Ivoire	81,000	128,585	135,000	6,415
MINUSTAH UN Stabilization Mission in Haiti	114,400	164,154	177,250	13,096
UNAMID UN-AU Hybrid Mission in Darfur	414,000	512,100	412,000	(100,100)
MINURCAT UN Mission in Chad and the Central African Republic	39,400	205,700	220,500	14,800
Peacekeeping Logistical Support in Somalia	0	0	55,918	55,918
Subtotal, Activities	**1,517,000**	**2,125,000**	**2,182,300**	**57,300**
Total Annual Requirements	**1,517,000**	**2,125,000**	**2,182,300**	**57,300**
FY 2009 Bridge Supplemental	**150,500**	**0**	**0**	**0**
FY 2009 Supplemental Request	**721,000**	**0**	**0**	**0**
Total Contributions for International Peacekeeping Activities (CIPA)	**2,388,500**	**2,125,000**	**2,182,300**	**57,300**

FY 2009 Estimate includes $150.5 million in bridge funding provided by the Supplemental Appropriations Act, 2008 (P.L. 110-252). FY 2009 Estimate also includes $836.9 million in emergency funding requested in the pending FY 2009 Supplemental.

UN Disengagement Observer Force on the Golan Heights (UNDOF)

($ in thousands)

Established	Personnel	FY 2011 Request
May 31, 1974	1,039(0 U.S.)	12,990

UNDOF was established because of the 1974 U.S.-negotiated Israel-Syria Disengagement Agreement, with the mandate of overseeing the disengagement of those countries' forces on the strategic Golan Heights. The mandate also includes maintaining the cease-fire between Israel and Syria and supervising the areas of separation and limitation defined in the agreement.

Peace and stability in the Middle East are clearly in the U.S. interest. UNDOF helps maintain stability between Israel and Syria, a pre-requisite to efforts to achieve a comprehensive Arab-Israeli peace settlement.

Pending the outcome of diplomatic efforts to find a way forward, the United States Government is committed to ensuring that UNDOF maintains a level of organizational integrity and personnel that will leave it positioned to carry out its existing functions and/or undertake new roles as appropriate. A peace treaty between Israel and Syria could lead to adjustments to the UNDOF mandate.

CONTRIBUTIONS FOR INTERNATIONAL PEACEKEEPING ACTIVITIES

UN Interim Force in Lebanon (UNIFIL)

($ in thousands)

Established	Personnel	FY 2011 Request
March 19, 1978	12,341(0 U.S.)	212,000

UNIFIL was established following Israel's operation in southern Lebanon in March 1978 in response to repeat Palestinian commando attacks against Israel. UNIFIL's original mandate was to confirm the withdrawal of the Israeli army from southern Lebanon, to restore international peace and security, and to assist the Lebanese Government in ensuring the return of its authority in the area.

Following the 2006 conflict between Israel and Hizballah, UNIFIL's mandate was expanded, and the force ceiling was increased from 2,000 to 15,000 in August 2006. According to the new mandate, UNIFIL's tasks include (1) restoring international peace and security in southern Lebanon; (2) restoring Lebanese sovereignty in the south of Lebanon; and (3) extending its assistance to help ensure humanitarian access to civilian populations.

UNIFIL has played an integral part in trying to bring stability to the area and in promoting an environment conducive to a comprehensive Arab-Israeli peace settlement.

UN Mission for the Referendum in Western Sahara (MINURSO)

($ in thousands)

Established	Personnel	FY 2011 Request
April 29, 1991	242(0 U.S.)	16,440

UN Security Council Resolution 690 established MINURSO in 1991 in accordance with the settlement proposals accepted in August 1988 between the Government of Morocco and the Frente POLISARIO. MINURSO's mandate includes: monitor the cease fire; verify the reduction of Moroccan forces in the territory; monitor the confinement of Moroccan and POLISARIO forces to designated locations; take steps with the parties to secure the release of all Western Sahara political prisoners and detainees; oversee the exchange of prisoners of war; implement a repatriation program; identify and register qualified voters; and organize a free and fair referendum on the status of the territory as well as publish the results.

MINURSO remains an important means of encouraging the peaceful resolution of the Western Sahara conflict. This operation has prevented a return to war between Morocco and the POLISARIO that could destabilize the region and involve Algeria or other nations. The focus of this operation will depend upon the efforts by the parties, assisted by the United Nations, to resolve this long-standing dispute.

UN Peacekeeping Force in Cyprus (UNFICYP)

($ in thousands)

Established	Personnel	FY 2011 Request
March 1964	926(0 U.S.)	8,230

The UN Security Council mandated UNFICYP to end violence between the Greek Cypriot and Turkish Cypriot communities. Since the de facto division of the island in 1974, UNFICYP has served as a buffer force between Turkish and Turkish Cypriot forces on one side of the zone and the Greek

Cypriot National Guard on the other. UNFICYP has helped to prevent an outbreak of conflict on Cyprus that could provoke Turkey and Greece, two U.S. NATO Allies, into hostilities, thus endangering both peace in the immediate area and the stability of the greater Balkans-Aegean region. The governments of Greece and Cyprus pay approximately one-half of the UNFICYP's costs.

War Crimes Tribunal - Yugoslavia (UNICTY)

($ in thousands)

Established	Personnel	FY 2011 Request
May 25, 1993	429(0 U.S.)	21,422

The War Crimes Tribunal in Yugoslavia examines war crimes in the area and brings the perpetrators of these crimes to justice. Half of the tribunal is funded by a special assessment using the UN regular budget scale of assessments (which is paid out of the Contributions to International Organizations account), and the other half is funded using the UN peacekeeping assessment scale , which is paid out of this account.

War Crimes Tribunal - Rwanda (UNICTR)

($ in thousands)

Established	Personnel	FY 2011 Request
November 8, 1994	509(0 U.S.)	16,550

The War Crimes Tribunal in Rwanda examines war crimes in the area and brings the perpetrators of these crimes to justice. Half of the tribunal is funded by a special assessment using the UN regular budget scale of assessments (which is paid out of the Contributions to International Organizations account), and the other half is funded using the UN peacekeeping assessment scale, which is paid out of this account.

UN Mission in Timor-Leste (UNMIT)

($ in thousands)

Established	Personnel	FY 2011 Request
August 25, 2006	1,584(0 U.S.)	56,340

UN Integrated Mission in Timor-Leste (UNMIT) was established in August 2006. Resolution 1704 of August 25, 2006, established a new, expanded operation – the United Nations Integrated Mission in Timor-Leste (UNMIT) – to support the Government in "consolidating stability, enhancing a culture of democratic governance, and facilitating political dialogue among Timorese stakeholders, in their efforts to bring about a process of national reconciliation and to foster social cohesion." The most recent Security Council resolution, 1867, requests UNMIT to extend the necessary support, within its current mandate, for local elections. It also notes the Council's support for the gradual resumption of policing responsibilities by the PNTL beginning in 2009 through a phased approach. Finally, the resolution reaffirms the continued importance of the review and reform of the security sector in Timor-Leste, in particular the need to delineate between the roles and responsibilities of the military and police – Falintil-Forças de Defesa de Timor-Leste (F-FDTL) and the Polícia Nacional de Timor-Leste (PNTL), respectively.

CONTRIBUTIONS FOR INTERNATIONAL PEACEKEEPING ACTIVITIES

UN Operation in the Democratic Republic of the Congo (MONUC)

($ in thousands)

Established	Personnel	FY 2011 Request
August 6, 1999	19,670(0 U.S.)	408,000

The United Nations Operation in the Democratic Republic of Congo (MONUC) works in close cooperation with the Government of the Democratic Republic of Congo (DRC) to ensure the protection of civilians, carry out enhanced activities of disarmament, demobilization and reintegration (DDR) of Congolese armed groups and of disarmament, demobilization, repatriation, resettlement and reintegration (DDRRR) of foreign armed groups; and support the security sector reform led by the Government of the Democratic Republic of the Congo. In December 2009, the UN Security Council renewed MONUC's mandate for five months at current troop levels, with the intention to renew for an additional twelve months in May 2010. Due to the fragile security situation in the DRC, the Council requested the Secretary General to conduct a serious strategic review of the situation in the DRC and MONUC's progress toward implementing its mandate. This review will help inform the Council's decisions when renewing MONUC's mandate in May 2010. The Council reiterated that the support of MONUC to Congolese military-led against foreign and Congolese armed groups is strictly conditioned on FARDC's compliance with international humanitarian, human rights and refugee law and on an effective joint planning of these operations and decided that MONUC military leadership shall confirm, prior to providing any support to such operations that sufficient joint planning has been undertaken, especially regarding the protection of the civilian population. The U.S. has an interest in bringing peace and security to the DRC, regional stability; formation of an inclusive representative government; democratic elections, and an extension of government authority.

UN Mission in Liberia (UNMIL)

($ in thousands)

Established	Personnel	FY 2011 Request
September 19, 2003	11,498(18 U.S.)	135,400

UNMIL was established on September 19, 2003 to support the implementation of the ceasefire agreement and assist with restructuring the Liberian government and re-establishing national authority throughout the country. UNMIL assisted the transitional government in preparing for national elections at the end of 2005. The newly elected government took office in January 2006; the UN presented and the UN Security Council endorsed a drawdown plan in September 2006. UNMIL is assisting the Government of Liberia in restructuring the police as well as developing a strategy to consolidate governmental institutions, including a national legal framework, judicial and correctional institutions, and restoring proper administration of natural resources. In addition, civilian specialists in the Liberia mission support humanitarian and human rights assistance through activities such as human rights promotion, protection and monitoring services. UNMIL carried out voluntary disarmament of ex-combatants, collecting and destroying weapons and ammunition, as part of an organized program of disarmament, demobilization, and reintegration. All of these efforts are in cooperation with the Economic Community of West African States (ECOWAS) and other international partners. In September 2009, UNMIL's mandate was extended for an additional year. The current phase of the drawdown plan will be completed by May 2010, with the military contingent reduced to 8,202 and police remaining at the current authorized level of 1,480. Military and police levels will remain at the May 2010 levels through the 2011 Liberian presidential elections.

Since the UN's peacekeeping operation in Sierra Leone was closed in 2005, a 250-member UNMIL unit was deployed to Freetown, Sierra Leone to provide security to the Special Court for Sierra Leone.

The Special Court is trying suspects, many of whom are alleged to have received arms and other support from the government of former Liberian President Charles Taylor, for war crimes during Sierra Leone's civil conflict. Taylor, also on trial before the Special Court, is being held in The Hague for security reasons.

UN Mission in Sudan (UNMIS)

($ in thousands)

Established	Personnel	FY 2011 Request
March 24, 2005	10,003(8 U.S.)	280,780

The task of UNMIS is to support implementation of the Comprehensive Peace Agreement (CPA) signed by the parties and to facilitate and coordinate, within its capabilities, efforts in support of elections and other CPA benchmarks, and the delivery of humanitarian assistance. UNMIS also contributes to international efforts towards the protection of civilians, with particular attention to vulnerable groups including internally displaced persons, returning refugees, and women and children.

The peacekeeping mission's current focus is on supporting CPA-mandated elections, monitoring the cessation of hostilities and the restoration of civil order in southern Sudan, and resumption of normal political and economic activities. UNMIS is expected to play a significant role in support of nationwide elections scheduled for 2010.

UN Operation in Cote d'Ivoire (UNOCI)

($ in thousands)

Established	Personnel	FY 2011 Request
February 2004	8,386(0 U.S.)	135,000

The UN Operation in Cote d'Ivoire's mandate is to monitor the cease-fire; assist Cote d'Ivoire's transitional power-sharing government in disarming and repatriating the former combatants; maintain liaison with the Ivorian armed forces; help the government monitor the border; facilitate the free flow of people, goods and humanitarian assistance; assist the government in preparing for elections; and certify the elections as "open, free, fair and transparent" when held. Restoring stability to Cote d'Ivoire is a critical element in restoring peace to the entire West African region. The Security Council in January 2009 approved a small reduction in the mission's military ceiling, and established benchmarks against which to measure progress for additional reductions.

UN Mission in Haiti (MINUSTAH)

($ in thousands)

Established	Personnel	FY 2011 Request
April 4, 2004	9,073(45 U.S.)	177,250

The Security Council established the UN Stabilization Mission in Haiti on April 30, 2004, which succeeded the Multinational Interim Force (MIF). MINUSTAH's mandate is to restore a secure and stable environment, to promote the political process, to strengthen Haiti's Government institutions and rule-of-law-structures, as well as to promote and to protect human rights. MINUSTAH also provides technical expertise in support of the Haitian government's efforts to pursue a comprehensive border management approach. MINUSTAH also remains engaged with the Haiti National Police

(HNP) to expand capabilities, assist with recruiting and vetting of new recruits, and to provide training to those recruits. A joint MINUSTAH/ Government of Haiti plan aims to increase the HNP's strength to 14,000 by 2011. The U.S. supports maintaining MINUSTAH in Haiti at least until the benchmark of training 14,000 new Haitian National Police is met, enabling the HNP to provide adequate security following MINUSTAH's withdrawal, and at least until a successful transfer of power following the Presidential elections scheduled for late 2010.

Due to the devastating earthquake on January 12, 2010, the UNSC unanimously adopted UNSCR 1908, which authorized an increase in both military and police personnel for MINUSTAH. The resolution increased the military authorization by 2,000, bringing the authorized total to 8,940 and the police personnel authorization by 1,500, bringing the total to 3,711. This increase is authorized until the expiration of the current mandate on October 15, 2010.

UN-AU Hybrid Mission in Darfur (UNAMID)

($ in thousands)

Established	Personnel	FY 2011 Request
July 31, 2007	19,290(0 U.S.)	412,000

In July 2007, the U.N. Security Council, in its resolution 1769, established UNAMID. The official UNAMID headquarters was established on October 31, 2007 and its official takeover of Darfur-related responsibilities from the AU Mission in Sudan (AMIS) took place on December 31, 2007. According to its mandate, the Mission has been established to contribute: to the restoration of security conditions for the safe provision of humanitarian assistance; to the protection of civilian populations under imminent threat of physical violence and prevent attacks against civilians; to the promotion of respect for and protection of human rights and fundamental freedoms in Darfur; to a secure environment for economic reconstruction and development, as well as the sustainable return of internally displaced persons and refugees to their homes. UNAMID is expected to be the largest UN peacekeeping operation in place as it approaches its authorized force level of nearly 26,000 military troops and police personnel. UNAMID, which began operations in Darfur by working with African Union peacekeepers on the ground, is expected to build toward authorized force levels of nearly 26,000 military and police officers in mid to late 2010.

UN Mission in Chad and the Central African Republic (MINURCAT)

($ in thousands)

Established	Personnel	FY 2011 Request
September 25, 2007	2,970(0 U.S.)	220,500

MINURCAT, established in September 2007, assists in the protection of refugees, internally displaced persons (IDPs), other vulnerable civilian populations, and humanitarian relief efforts in regions of Chad and the Central African Republic (CAR) that border Sudan's Darfur province. The mission was reauthorized to approve a UN military presence to replace EU forces beginning March 2009. The mission remains a multinational presence of civilian and military personnel force, now under UN command and control since March 15, 2009. The authorized mission strength is 5,200 military personnel, 300 police, and sufficient civilian support personnel.

CONTRIBUTIONS FOR INTERNATIONAL PEACEKEEPING ACTIVITIES

Peacekeeping Logistical Support in Somalia

($ in thousands)

Established	Personnel	FY 2011 Request
January 2009	0(0 U.S.)	55,918

On January 16, 2009, the UN Security Council authorized for up to six months the authorization of member states of the African Union (AU) to maintain the African Union Mission in Somalia (AMISOM). The resolution requested the UN Secretary-General to provide a logistics and support package to AMISOM and to establish a trust fund to administer financial support from donors to AMISOM, until any UN peacekeeping operation is deployed. These authorizations were renewed on June 1, 2009.

These funds will help the U.S. achieve the policy objective of strengthening AMISOM with a view toward potential the establishment of a UN peacekeeping operation, if necessary to consist of a force of about 8,000 to maintain stability and promote reconciliation by the beginning of FY 2010.

Funds by Object Class

($ in thousands)

	FY 2009 Actual	FY 2010 Enacted	FY 2011 Request	Increase / Decrease
4100 Grants, Subsidies & Contrb	**2,388,500**	**2,125,000**	**2,182,300**	**57,300**
Total	**2,388,500**	**2,125,000**	**2,182,300**	**57,300**

This page intentionally left blank.

INTERNATIONAL COMMISSIONS

International Boundary and Water Commission - Salaries and Expenses
International Boundary and Water Commission - Construction
International Joint Commission
International Boundary Commission
Border Environment Cooperation Commission
International Fisheries Commissions

This page intentionally left blank

Resource Summary

($ in thousands)

	FY 2009 Actual	FY 2010 Enacted	FY 2011 Request	Increase / Decrease
International Boundary and Water Commission	**295,506**	**76,250**	**74,331**	**(1,919)**
Salaries & Expenses	32,455	33,000	47,431	14,431
Construction	263,051	43,250	26,900	(16,350)
International Fisheries Commissions	**29,925**	**53,976**	**43,600**	**(10,376)**
American Sections	**11,649**	**12,608**	**12,355**	**(253)**
Border Environment Cooperation Commission	2,120	2,249	2,302	53
International Joint Commission	7,559	8,000	7,631	(369)
International Boundary Commission	1,970	2,359	2,422	63

FY 2009 Actual includes $0.2 million provided by the American Recovery transferred from International Boundary and Water Commission – Construction.

FY 2009 Actual includes $219.8 million provided by the American Recovery and Reinvestment Act (P.L.11-5), net of $0.2 million transferred to International Boundary and Water Commission – Salaries and Expenses.

Proposed Appropriation Language

INTERNATIONAL COMMISSIONS
For necessary expenses, not otherwise provided for, to meet obligations of the United States arising under treaties, or specific Acts of Congress, as follows:

INTERNATIONAL BOUNDARY AND WATER COMMISSION, UNITED STATES AND MEXICO
For necessary expenses for the United States Section of the International Boundary and Water Commission, United States and Mexico, and to comply with laws applicable to the United States Section, including not to exceed $6,000 for representation; as follows:

SALARIES AND EXPENSES
For salaries and expenses, not otherwise provided for, **[**$33,000,000**]***$47,431,000. (Department of State, Foreign Operations,and Related Programs Appropriations Act, 2010.)*

INTERNATIONAL BOUNDARY AND WATER COMMISSION
SALARIES AND EXPENSES

Resource Summary
($ in thousands)

Appropriations	FY 2009 Actual	FY 2010 Enacted	FY 2011 Request	Increase / Decrease
Positions	295	295	295	0
Funds	32,455	33,000	47,431	14,431

FY 2009 Actual includes $0.2 million provided by the American Recovery and Reinvestment Act (P.L. 111-5) and transferred from International Boundary and Water Commission - Construction.

Program Description

The U. S. International Boundary and Water Commission (USIBWC) is responsible for the overall management and administration, including planning, of Commission programs and facilities. The Commissioner manages the execution of the USIBWC mission, which is to exercise U.S. rights and obligations assumed under U.S.-Mexico boundary and water treaties and related agreements in an economically and sound manner and to develop bi-national solutions to water and boundary problems arising along the 1,952 miles of border between the U.S. and Mexico This region encompasses the four U.S. states of Texas, New Mexico, Arizona, and California and the six Mexican states of Tamaulipas, Nuevo Leon, Coahuila, Chihuahua, Sonora, and Baja California. In addition, the Commissioner seeks to resolve current and anticipated boundary and water disputes between the U.S. and Mexico in the best interest of the American public.

The IBWC is made up of the United States (U.S.) Section, headquartered in El Paso, Texas, and the Mexican Section (CILA), headquartered in Ciudad Juarez, Chihuahua. Both sections have field offices along the boundary. In accomplishing the IBWC's mission, the U.S. and Mexican Sections jointly exercise the provisions of existing treaties to improve the water quality of the Tijuana, Colorado, and Rio Grande rivers and resolve border sanitation problems. The Commission also applies the provisions of these treaties and agreements to equitably distribute the boundary rivers water to both countries and for the operations of: international flood control projects along trans-boundary rivers, international reservoirs for conservation of Rio Grande water and for hydroelectric generation, and international wastewater treatment plants. The IBWC also has the responsibility to establish and maintain the boundary in the limitrophe section of the international rivers and demarcate the land boundary. Most projects are developed jointly by the U.S. IBWC and CILA, requiring interdependence for full implementation of those projects.

Administration
The USIBWC is staffed to address domestic and international agreements and issues relating to the distribution and delivery of international waters in the Rio Grande and Colorado Rivers, protection of lives and property from floods along bordering communities, border demarcation and water quality and quantity matters. The USIBWC has authority to perform its own administrative activities, including human resources management, budgeting, procurement, finance and accounting, payroll, and property. These are performed using established internal control procedures within Federal laws and regulations. The USIBWC has advanced information management service capabilities, and contracts out the data processing of the financial, payroll, property, and acquisition functions with a Financial Management Center of Excellence via a cross-service agreement.

Engineering
The Engineering Department performs technical planning, investigations/studies, designs, environmental and project management for agency engineering programs. The Engineering Department also reviews plans, designs, studies and environmental documentation for non-IBWC

projects, such as construction of new international bridges and ports of entry and pipelines for transborder conveyance of liquefied petroleum and natural gas, on the U.S.-Mexico border with potential trans-boundary impacts on IBWC projects/mission.

General engineering activities include:

- Operational and long-range agency project planning and studies;
- Development, coordination/management and review of infrastructure projects in areas including: hydraulic, flood control, sanitation, and bridges;
- Environmental management documentation for mission activities in flood control, sanitation, facilities operations, and construction;
- Water quality monitoring and inventory programs of boundary waters;
- Water resource studies to include surface and groundwater assessments.

Operations & Maintenance

The Operations Department operates and maintains all river and reservoir structures, hydroelectric power plants, and international wastewater treatment facilities. It is responsible for demarcating the border between the U.S. and Mexico by maintaining the integrity of boundary markers along the land boundary, river channels along international river boundaries, and boundary buoys on international reservoirs. The Operations Department also conducts all international water accounting in close coordination with Mexico.

Justification of Request

The FY 2011 budget request of $47.431 million for the Salaries and Expenses activities comprises: $7.554 million for the Administration Activity; $2.933 million for the Engineering Activity; and $36.944 million for the Operations Activity.

Administration

The FY 2011 budget request of $7.554 million for the Administration activities will provide an increase of $729,000 above the FY 2010 President's Budget amount of $6.825 million. Increases for Administration activities consist of the following:

- $506,000 for FY 2011 pay-raise and salaries increases
- $102,000 for inflation costs for recurring service contracts (telecommunications, fuel, supplies, etc.)
- $121,000 shifted from Operation for centralization of telecommunication service contracts

FY 2011 Administration Department plans consist of the following:

- Implementation of the provisions of existing treaties and bi-national agreements;
- Pursue compliance and implementation of applicable domestic laws, mandates, and regulations;
- Continue to exercise the agency's administrative functions and activities, including human resources management, budget, procurement, finance and accounting, IT management, records management, and asset management, using established internal control procedures;
- Ensure full implementation of policies, procedures, which conform to federal statutes and regulations, by using the Commissioner's executive staff which include, foreign affairs advisors, two principal engineers, chief administrative officer, and legal counsel who possess the expertise in the complexities related to international negotiations and development of international agreements and provide guidance on all matters related to the full scope and operations of the USIBWC;

- Initiate full operations and maintenance of the new constructed secondary treatment facility at the South Bay International Wastewater Treatment effluent in compliance with the Clean Water Act;
- Engage in consultations with Mexico regarding Mexican water deliveries to the United States under the 1944 Water Treaty;
- Continue to eliminate improper payments, which the USIBWC has excelled in meeting in prior years. Independent financial audits for the last five years confirm that the USIBWC fully implements generally accepted accounting principles for federal financial reporting purposes;
- Continue to comply with FISMA and apply guidelines as specified in the information resources management (IRM) and information technology and information resources management (IT/IRM) plan to ensure that IT investments are consistent with supports the USIBWC's Strategic Goals and that IT resources are provided only where they have the greatest impact on mission results;
- Continue to utilize the Capital Planning & Investment Control (CPIC) process to assist in the review of new capital investments for construction projects;
- Comply with new initiatives in accordance with OMB Circulars A-11 and A-123;
- Continue to implement of Executive Order 13031, Federal Alternative-Fueled Vehicle Leadership;

The Administration activity entails joint administration of the provisions of existing treaties and agreements for the solution of international boundary and water problems. It also involves reaching new agreements, subject to approval by both Governments, on problems arising along the boundary before they become serious international issues.

The primary administrative functions are managing the operation and maintenance of 10 international boundary and water project offices, negotiating agreements for and providing recommendations to both governments for solutions to boundary and water problems, supporting and controlling new construction projects approved by the two governments.

Engineering

The FY 2011 budget request of $2.933 million for the Engineering activities will provide an increase of $328,000 above the FY 2010 President's Budget amount of $2.605 million. The $328,000 increase is for the FY 2011 pay-raise and salaries increases.

The Engineering activity funds one Principal Engineer, a number of other engineers, environmental specialists, and technical and clerical staff who are responsible for the development, design, management and supervision of projects, and for conducting surveys, studies, and investigations needed to address international boundary and water problems with Mexico in accordance with IBWC treaties and agreements.

FY 2011 Engineering Department plans include:

- Participate in joint water quality programs for the observation of the biological, mineral, chemical, and toxic quality of the international river waters;
- Continue programs to monitor the quality of the waters in the New River and Alamo River (in southern California near Calexico), and the Colorado River (near Yuma, AZ);
- Conduct monitoring of the Rio Grande surface water quality in cooperation with U.S. and Mexican agencies;
- Undertake compliance studies and monitoring of three international wastewater treatment plants at Nogales International Wastewater Treatment Plant, South Bay International Wastewater Treatment Plant and Nuevo Laredo Wastewater Treatment Plant;
- Complete and implement of the Falcon Reservoir Cultural Resource Management Plan;

- Conduct levee improvements of the Canutillo levee system and construct a floodwall of the Upper Rio Grande Valley Flood Control Project and perform in-house levee improvements of the Mesilla-El Paso-Anthony levee segments.
- Continue to develop hydraulic capacity study in cooperation with the Bureau of Reclamation, and discuss design capacity changes with Mexico;
- Continue to assist NGOs and agencies in developing comprehensive plan for Colorado river delta and for network of stream and water quality measurements for the delta in accordance with IBWC Minute 306;
- Strive to develop bi-national mainstream hydraulic model from the Northerly International Boundary to Gulf of California;
- Remove silt upstream and downstream of Morelos Dam and implement restoration projects for the Colorado River Environmental Impact Statement; and
- Continue with designs for Facilities Renovation Program (FRP) and Safety of Dams projects to be constructed in FY 2011.

Operations and Maintenance

The FY 2011 budget request of $36.944 million for Operations will provide an increase of $13.374 million over the FY 2010 President's Budget amount of $23.570 million. Increases for the Operations and Maintenance activity consist of the following:

- $407,000 for FY 2011 pay-raise and salaries increases
- ($121,000) realigned the Administration Department for consolidation of telecommunication services contracts
- $2.400 million for Nogales International Wastewater Treatment Plant O&M increases
- $8.288 million for South Bay International Wastewater Treatment plant O&M of the new secondary treatment facility
- $2.200 million for Flood Control Operations and Maintenance functions
- $200,000 for O&M Field Operations Support

The Operations activity funds one Principal Engineer, a number of other engineers and technical staff, clerical staff and wage grade employees who are responsible for the operations and maintenance of USIBWC facilities along the entire U.S.-Mexico border, which include 10 field offices.

FY 2011 Operations Department plans include:

- Maintain all flood control, wastewater treatment, hydroelectric and water storage projects in fully operational condition;
- Continue with the operations and maintenance of the two International Wastewater Treatment Plants, and ensure compliance with all recurring maintenance requirements;
- Identify ways to increase operations and maintenance efficiency while reducing costs;
- Continue implementation of the Critical Infrastructure Protection (CIP) program by installing high priority security equipment per CIP agency requirements;
- Continue conducting water accounting activities in an accurate and timely fashion;
- Continue ongoing realty program for Real Property, License, Leases and Permits, to include internal processing, coordination and review for all proposed projects on USIBWC property, and easement acquisition Lower Rio Grand Flood Control Program (LRGFCP) with USACOE for Wildlife Corridor;
- Continue Boundary Program; and
- Conduct annual OSHA Safety inspections at the field offices (Amistad and Falcon Dams have been inspected).

Nogales International Wastewater Treatment Plant (NIWTP) O&M contract: $2,400,000
The NIWTP was upgraded in response to a consent decree mandate arising from National Pollutant Discharge Elimination System (NPDES) permit violation. The plant upgrade requires increased levels of O&M due to differing types of treatment required to meet permit standards. In particular, the upgraded plant produces greater volumes of sludge, thereby requiring costly disposal services, previously not required. In addition, the new plant requires increased use of and types of chemicals; carbon – not previously needed; and increased power usage.

South Bay International Wastewater Treatment Plant (SBIWTP) Operations: $8,288,000
A secondary treatment facility currently under construction is in response to Public Law 106-457, "The Tijuana River Valley Estuary and Beach Sewage Cleanup Act of 2000," amended by Public Law 108-425 to address secondary treatment of Tijuana sewage and to bring the existing South Bay International Wastewater Treatment Plant into compliance with the Clean Water Act and its discharge permit. The FY 2011 request is needed to fund the operations and maintenance service contract and other operational costs associated with the new facility: O&M contract $6.3 million; electricity: $968,000; equipment replacement: $400,000; field office O&M: $270,000; ocean monitoring: $150,000; chemicals and laboratory supplies: $200,000. This funding is necessary to comply with the NPDES permit requirements and consent decree.

Flood Control Operations and Maintenance requirements: $2,200,000
Increased funding is required to address required operation and maintenance (O&M) functions across the 10 field offices and to address deferred maintenance from prior years, which require immediate attention. Sediment removal from channels and performing scheduled maintenance as required is necessary in order to maximize the benefit of the on-going levee rehabilitation efforts; perform required maintenance of structures on the levees to ensure system is at maximum operation and responds as intended during flood events; perform the required levee resurfacing, grading, silt/vegetation removal, etc. Current funding levels represent approximately only 40 percent of funding requirements needed to perform the required annual O&M of over 500 miles of levees and floodways, and related structures.

O&M Operations Support: $200,000
FY 2011 request will partially support the operations and maintenance functions for the Falcon and Amistad Dam and the Yuma Field Office. Increased funding is required at these locations to address overall O&M funding needs.

Funds by Program Activity
($ in thousands)

Activities	FY 2009 Actual	FY 2010 Enacted	FY 2011 Request	Increase / Decrease
Administration	**6,565**	**6,825**	**7,554**	**729**
Engineering	**2,065**	**2,605**	**2,933**	**328**
Operations and Maintenance	**23,626**	**23,570**	**36,944**	**13,374**
ARRA - American Recovery and Reinvestment Act of 2009	**199**	**0**	**0**	**0**
Total	**32,455**	**33,000**	**47,431**	**14,431**

INTERNATIONAL BOUNDARY AND WATER COMMISSION
SALARIES AND EXPENSES

Funds by Object Class

($ in thousands)

	FY 2009 Actual	FY 2010 Enacted	FY 2011 Request	Increase / Decrease
1100 Personnel Compensation	12,334	14,239	15,094	855
1200 Personnel Benefits	4,037	4,539	4,925	386
2100 Travel & Trans of Persons	451	465	574	109
2200 Transportation of Things	530	495	577	82
2300 Rents, Comm & Utilities	2,466	2,804	4,086	1,282
2400 Printing & Reproduction	32	37	44	7
2500 Other Services	10,445	8,701	19,134	10,433
2600 Supplies and Materials	1,881	677	1,676	999
3100 Personal Property	56	699	1,120	421
4100 Grants, Subsidies & Contrb	197	344	201	(143)
4200 INS Claims & Indemnities	26	0	0	0
Total	32,455	33,000	47,431	14,431

This page intentionally left blank.

Proposed Appropriation Language

CONSTRUCTION

For detailed plan preparation and construction of authorized projects, **[**$43,250,000**]** *$26,900,000*, to remain available until expended, as authorized. *(Department of State, Foreign Operations, and Related Programs Appropriations Act, 2010.)*

INTERNATIONAL BOUNDARY AND WATER COMMISSION CONSTRUCTION

Resource Summary

($ in thousands)

Appropriations	FY 2009 Actual	FY 2010 Enacted	FY 2011 Request	Increase / Decrease
Positions	18	18	18	0
Funds	263,051	43,250	26,900	(16,350)

FY 2009 Actual includes $219.8 million provided by the American Recovery and Reinvestment Act (P.L. 111-5), net of $0.2 million transferred to International Boundary and Water Commission - Salaries and Expenses.

Program Description

The International Boundary and Water Commission (IBWC) is a treaty-based binational organization comprised of a United States Section and a Mexican Section. The United States Section is headquartered in El Paso, Texas, and the Mexican section is headquartered in Ciudad Juarez, Chihuahua. Both Sections have field offices strategically situated along the boundary, which enables the IBWC to carry out its mission objectives and meet its required obligations.

Pursuant to treaties between the United States (U.S.) and Mexico and U.S. law, the IBWC carries out several construction projects. This appropriation provides funding for construction projects undertaken independent of, or with, Mexico to rehabilitate or improve water deliveries, flood control, boundary preservation, and sanitation.

Since the Convention of February 1, 1933, which provided for rectification of the Rio Grande through the El Paso–Juarez valley, the two governments have participated in several binational construction projects. The Treaty of 1944 provided for the two governments to construct diversion and storage dams on the Rio Grande and Colorado River. The dams provide the means for conservation and regulation of international river waters. In addition, the 1944 Treaty provides for flood control works on the Rio Grande, Colorado River, and Tijuana River. It also provided for both governments to give priority attention to border sanitation issues.

This appropriation provides funding for construction and major renovations along the U.S. – Mexico border that enables the storage, distribution, and delivery of international waters in the Rio Grande and Colorado River, affording protection of lives and property from floods in bordering communities. In addition, the appropriation provides for the preservation of the international boundary, and the improvement of the water quality on both sides of the border.

Border Sanitation

Under the authority of the 1944 Water Treaty between the U.S. and Mexico, the IBWC is entrusted to give preferential attention to border sanitation issues. Presently, residents in IBWC's jurisdiction are facing a number of sanitation problems in the western land boundary region. These problems are mostly a result of trash, debris, and sewage entering into the U.S. from Mexico through rivers and storm water runoff. The IBWC is currently working toward addressing bi-national sanitation issues at the following areas: Nogales AZ, Calexico, CA (New River), and in San Diego, CA (Tijuana River Valley, Estuary and coastal environment).

The inflow of trash, debris, and raw sewage from Mexico through the New River has for years created major health and sanitation concerns in Calexico, CA. The U.S. Environmental Protection Agency (EPA) is currently working on a project to address the sewage issues across the border in Mexicali, and the IBWC is working on addressing the trash and debris problem that impacts U.S. residents in

Calexico, California. The IBWC is working with the City of Calexico to develop defensive measures to eliminate or reduce the amount of trash and debris conveyed into the U.S. through the New River.

In 1997, the IBWC completed construction of the advanced primary treatment portion of the South Bay International Wastewater Treatment Plant (SBIWTP). The purpose of the SBIWTP is to capture and treat Tijuana wastewater, which would otherwise flow into the U.S. through the Tijuana River and canyons, to secondary standards for discharge into the Pacific Ocean. In the interest of addressing public health and environmental concerns as expeditiously as possible, the IBWC and EPA decided to construct the SBIWTP in stages and operate the advanced primary plant and discharge the effluent into the ocean prior to the construction of the secondary treatment facilities. Secondary treatment facilities are now under construction and should be completed by November 2010, thereby bringing the South Bay International Wastewater Treatment Plant into compliance with the Clean Water Act and its discharge permit.

The City of Nogales and the IBWC jointly own the Nogales International Wastewater Treatment Plant (NIWTP), located 8.8 miles from the border in Nogales, Arizona. The plant, which is operated by the IBWC, provides treatment of wastewater from both Mexico and the United States, and discharges the effluent into the Santa Cruz River. In 2001, more stringent standards, which could not be attained by the NIWTP, were applied to the CWA discharge permit. As a result, the IBWC worked with the City of Nogales, EPA, and the Border Environmental Cooperation Commission (BECC) to upgrade the NIWTP to meet current CWA discharge permit standards. BECC certified a project, which was primarily funded by EPA, to develop and incorporate upgrades at the NIWTP to ensure compliance with the new discharge standards. A design-build contract was awarded in November 2006. Construction of the NIWTP upgrades was completed in August 2009.

Flood Control

The IBWC operates and maintains flood control systems along the Tijuana River and the Rio Grande. These flood control systems protect the lives and property of over 3 million U.S. residents. Each country owns and is responsible for the maintenance of flood control works in its respective territory.

Currently, the IBWC is in the process of rehabilitating deficiencies that have been identified in numerous portions of its Rio Grande flood control systems, addressing a large portion with funds appropriated in the American Recovery and Reinvestment Act of 2009. The Canalization segment starts in southern New Mexico and ends at the American Dam where the international segment of the Rio Grande begins. The rectification (in far west Texas), Presidio, and Lower Rio Grande (south Texas) segments are on the international portion of the Rio Grande River, which require coordination with Mexico; however, the work is limited to the U.S. portions of the flood control systems. The canalization segment (130 miles of levees on both side of river), authorized by law in 1935 to facilitate water deliveries to Mexico under the Convention of 1906 and to protect against Rio Grande floods, extends 106 miles from Percha Dam in south central New Mexico to American Dam in El Paso, Texas. The Lower Rio Grande Flood Control Project (270 miles of levee) and the Rectification segment (91 miles of levee) were both authorized by legislation in the 1930's and the Presidio segment (15 miles of levee) authorized by law in 1970. The Lower Rio Grande Project was authorized solely for flood control, while the Presidio and Rectification segments serve the dual purpose of flood control and boundary preservation.

The IBWC's construction program is organized into four subprogram groups, which coincide with the agency's strategic goals: Boundary Preservation, Water Conveyance, Water Quality, and Resource and Asset Management.

- The Boundary Preservation Subprogram addresses all land and river boundary demarcation and delineation efforts, including mapping of the river boundaries.

- The Water Conveyance Subprogram consists of all mission activities related to the conveyance, distribution, diversion, storage, and accounting of boundary/transboundary river waters, including flood control and hydroelectric power generation.
- The Water Quality Subprogram involves the construction or rehabilitation of sewage treatment facilities or other infrastructure, which improves the quality of river waters.
- The Resource and Asset Management Subprogram provides capital assets that support mission operations, such as administration buildings, warehouses, heavy mobile equipment, and security enhancements at field office facilities.

The IBWC will carry out projects under these subprograms, while exploring innovative and best practices in both the private and public sectors, to achieve its mission.

Justification of Request

The FY 2011 budget request of $26.9 million supports high priority requirements for the agency to fulfill its mission requirements in flood control, river water allocation, sanitation, and advances on its obligations to stakeholders and employees by protecting its infrastructure and restoring its facilities. The FY 2011 funding request for the construction activities are as follows:

Water Quantity Program: $26,900,000

Rio Grande Flood Control System Rehabilitation: $21,400,000

This project, initially funded in FY2001, is a multi-year effort that includes the evaluation of approximately 510 miles of existing Rio Grande levees, and rehabilitation or improvement of deficient levee segments and related flood control structures in the United States. These levees contain about 440 miles of river and interior floodway channel along three unique Rio Grande Flood Control Systems. These three flood control systems are identified as the Upper Rio Grande, Presidio Valley, and Lower Rio Grande Flood Control Systems. The Upper Rio Grande Flood Control System protects one million U.S. residents in the metropolitan statistical areas of Las Cruces, New Mexico and El Paso, Texas with its 225 miles of levees. The 15 mile long Presidio Valley Flood Control System provides flood protection to nearly 5000 people in Presidio, Texas. The Lower Rio Grande Flood Control System, with its 270 miles of river and interior floodway levees, protects one million U.S. residents in the following metropolitan statistical areas of Brownsville-Harlingen and McAllen-Edinburg-Mission in south Texas.

Deficient levee segments will be improved in order of priority by risk, population, and development. The IBWC is currently working together with the Department of Homeland Security and other stakeholders to address the flood control deficiencies jointly with border fence initiative.
In FY 2011 the IBWC will use the request to:

- construct floodwall and levee improvements along the east riverbank at Canutillo, Texas in the Upper Rio Grande region;
- construct levee improvements along the Texas – New Mexico state line in the Courchesne area between the Rio Grande Power Plant and American Dam;
- conclude the refurbishment of drainage and irrigation structures crossing levees in the Upper Rio Grande between Mesilla, NM and El Paso, TX;
- implement environmental enhancements to mitigate for project impacts in the Upper Rio Grande upstream of the international boundary;
- complete the rehabilitation of structures crossing levees in Hidalgo and Cameron Counties in the Lower Rio Grande.

Safety of Dams Rehabilitation: $5,000,000

Originally funded in FY 2001, this project will continue a multi-year effort for the rehabilitation and proper operation of all IBWC dams, as recommended by the Joint Technical Advisors of the Federal Safety of Dams Program. The IBWC is solely responsible for operation and maintenance of two diversion dams on the Rio Grande (American and International), and jointly responsible for four international dams (Amistad, Falcon, Anzalduas, and Retamal). These dams provide for distribution of the Rio Grande waters between the U.S. and Mexico as well as for the conservation, flood control, water storage, power generation, and regulation of the flow of the river, pursuant to the 1944 Water Treaty.

Amistad, Falcon, Anzalduas, and Retamal Dams were recently inspected by the Joint Technical Advisors, which includes the U.S. Army Corps of Engineers (USACE), in April 2007. These four dams were rated in accordance with the risk-based action classification system used by the USACE. Unfortunately, the safety inspection yielded urgent and high priority deficiencies at three of the four dams. Amistad Dam received a category rating of Dam Safety Action Class (DSAC) II, "urgent, potentially unsafe." Falcon and Retamal Dams received a DSAC III rating, "high priority, conditionally unsafe," while Anzalduas Dam received a DSAC IV rating, "priority, marginally safe." Therefore, the IBWC is developing strategies to address these deficiencies and is revising its work plan accordingly.

The FY 2011 request will be used to address the sinkhole problems on the foundations and embankments at Amistad and Falcon Storage Dams by initiating construction of remediation works at Amistad Dam and designing remediation works at Falcon Dam. If funds permit, the IBWC will also build a new hoist machinery bridge above the center gate of Retamal Dam.

Resource and Asset Management Program: $500,000

Facilities Renovation - $500,000

Originally funded in FY 1992, this project will continue with a multi-year program to renovate and modernize deteriorated IBWC facilities along the U.S.-Mexico border region to current industry standards. These facilities, most of which were constructed between 1930 and 1950, require major rehabilitation work to meet OSHA safety standards, current environmental laws, and to provide more efficient, effective and secure working environments. The project consists of structural, electrical and mechanical improvements; as well as renovations necessary for compliance with environmental, occupational safety and health, handicap, and other regulatory requirements.

The FY 2011 request for $500,000 will allow IBWC to renovate, upgrade, and replace IBWC facilities, which are vital to mission operations, for compliance with environmental, occupational safety and health, handicap, and other regulatory requirements. This project supports the IBWC headquarters and its twelve field office facilities located along the entire U.S.-Mexico border.

INTERNATIONAL BOUNDARY AND WATER COMMISSION CONSTRUCTION

Staff by Program Activity

($ in thousands)

International Boundary and Water Commission, El Paso, Texas	FY 2009 Actual	FY 2010 Enacted	FY 2011 Request	Increase / Decrease
IBWC-Construction	**18**	**18**	**18**	**0**
Water Quality Program	2	2	2	0
Secondary Treatment of Tijuana Sewage	2	0	0	0
Water Quantity Program	16	16	16	0
Rio Grande Flood Control System Rehabilitation	16	0	0	0
Total	**18**	**18**	**18**	**0**

Funds by Program Activity

($ in thousands)

Activities	FY 2009 Actual	FY 2010 Enacted	FY 2011 Request	Increase / Decrease
IBWC-Construction	**43,250**	**43,250**	**26,900**	**(16,350)**
Boundary-Wide Program	1,500	6,700	500	(6,200)
Critical Infrastructure Protection	300	2,300	0	(2,300)
Facilities Renovation	1,000	3,400	0	(3,400)
Heavy Equipment Replacement	200	1,000	0	(1,000)
Land Boundary Demarcation	750	0	0	0
Rio Grande Flood Control System Rehabilitation	16,750	0	0	0
Safety of Dams Rehabilitation	2,250	0	0	0
Secondary Treatment of Tijuana Sewage	22,000	0	0	0
Water Quality Program	22,000	6,750	0	(6,750)
Nogales International Outfall Interceptor	0	750	0	(750)
Secondary Treatment of Tijuana Sewage	0	6,000	0	(6,000)
Water Quantity Program	19,750	29,800	26,400	(3,400)
Colorado River Boundary and Capacity Preservation	0	400	0	(400)
Reconstruction of the American Canal	0	3,000	0	(3,000)
Rio Grande Flood Control System Rehabilitation	0	21,400	0	(21,400)
Safety of Dams Rehabilitation	0	5,000	0	(5,000)
ARRA - American Recovery and Reinvestment Act of 2009	**219,801**	**0**	**0**	**0**
Total	**263,051**	**43,250**	**26,900**	**(16,350)**

INTERNATIONAL BOUNDARY AND WATER COMMISSION
CONSTRUCTION

Funds by Object Class

($ in thousands)

	FY 2009 Actual	FY 2010 Enacted	FY 2011 Request	Increase / Decrease
2500 Other Services	**241,051**	**43,250**	**26,900**	**(16,350)**
3200 Real Property	**22,000**	**0**	**0**	**0**
Total	**263,051**	**43,250**	**26,900**	**(16,350)**

AMERICAN SECTIONS, INTERNATIONAL COMMISSIONS

International Joint Commission
International Boundary Commission
Border Environment Cooperation Commission

Proposed Appropriation Language

AMERICAN SECTIONS, INTERNATIONAL COMMISSIONS

For necessary expenses, not otherwise provided, for the International Joint Commission and the International Boundary Commission, United States and Canada, as authorized by treaties between the United States and Canada or Great Britain, and *for* the Border Environment Cooperation Commission as authorized by Public Law 103–182, **[**$12,608,000**]***$12,355,000*: *Provided*, That of the amount provided under this heading for the International Joint Commission, $9,000 may be made available for representation expenses. *(Department of State, Foreign Operations, and Related Programs Appropriations Act, 2010.)*

INTERNATIONAL JOINT COMMISSION

Resource Summary

($ in thousands)

Appropriations	FY 2009 Actual	FY 2010 Enacted	FY 2011 Request	Increase / Decrease
Positions	24	24	24	0
Funds	7,559	8,000	7,631	(369)

Program Description

The Boundary Waters Treaty of 1909 (BWT) established the International Joint Commission (IJC) as a cornerstone of United States – Canada relations in the boundary region. The IJC has fine-tuned a successful model for preventing and resolving disputes that is unbiased, scientifically based, inclusive, and open to public input. Under the BWT, the IJC licenses and regulates uses, obstructions, or diversions of boundary waters in one country that affect water levels and flows on the other side of the boundary. The IJC provides advice to and conducts studies at the request of the United States and Canadian governments on critical issues of joint concern, and apportions waters in transboundary river systems. The IJC also alerts the governments to emerging issues that might have negative impacts on the quality or quantity of boundary waters and brings to the attention of senior officials the latest developments in science, engineering, and administration that could benefit the management, security, or conservation of water-related natural resources. Other treaties, agreements, and conventions direct the IJC to assess progress in restoration of water quality in the Great Lakes, and, in specified transboundary basins, to respond quickly to emergency water level conditions, apportion flows and approve diversions. The IJC also assists the governments in efforts to prevent transboundary air pollution and improve air quality.

Led by three commissioners from each country, the IJC operates through small section staffs in Washington, D.C. (U.S. funded) and Ottawa, Canada (Canadian funded) and a binational Great Lakes Regional Office in Windsor, Canada (jointly funded). Currently, 20 active boards and task forces, plus various related technical working groups and committees, provide expert advice on both science and policy issues. Approximately 300 professionals from within government agencies, universities, nonprofit agencies, and industry carry out this work in their personal and professional capacities and not as representatives of their respective organizations or countries.

The Boundary Waters Treaty gives the IJC the responsibility to approve applications for and oversee the operation of hydropower dams and other infrastructure projects in waters along the U.S.-Canadian border to suitably protect all interests from potential adverse effects of these projects. When the IJC approves such projects, a binational board typically is established to oversee construction and operation of the project. The board assures that treaty requirements are met and helps the IJC carry out its regulatory functions. As required, the IJC conducts studies to review the operational criteria for projects under IJC jurisdiction. In addition, the BWT provides that the U.S. and Canadian governments may refer questions or matters of difference to the IJC for examination and report. When such a "reference" is received, the IJC appoints an investigative board or task force for advice on the matters addressed in the reference. Since the establishment of the IJC, the two governments have requested, on more than 120 occasions, that the Commission review applications for projects affecting boundary waters and undertake studies, or "references," on critical issues about which they disagree or on which they seek the advice of the IJC.

The IJC supports three of the Department's performance goals -- close, strong, and effective U.S. ties with allies, friends, partners, and regional organizations; the containment or resolution of existing and emergency regional conflicts; and the development of partnerships, initiatives, and implemented

international treaties and agreements that protect the environment and promote efficient energy use and resource management. The IJC's annual project agenda consists of scientific and technical studies performed at the request of the two national governments, some known in advance, others requested during the course of the fiscal year.

A long-term program goal is to ensure that the IJC's ability to address existing and emerging issues remains strong, thereby helping governments prevent and resolve disputes. The IJC must maintain its ability to respond to references issued by the two governments, and to address issues early and, as much as possible, at the local level so that more substantive transboundary controversies are averted and the need for formal references avoided. A short-term program goal toward this end is steady progress in ensuring scientific, technical and institutional capacity. The structure of the Commission's boards and task forces is a critical component of this capacity, providing a forum for relevant agencies, academics, industry representatives, and others in both countries to bring their scientific and technical expertise to bear, to address emerging issues, and to discuss these issues with the local public. In FY 2009, the IJC and its 20 boards and task forces held 59 meetings to address issues under their purview, including some 30 public consultation sessions in communities along or near the international boundary, and 60 reports were issued under the auspices of the IJC providing information on work undertaken by the Commission.

A second long-term program goal is to ensure that the requirements for the design, construction and operation of facilities affecting international water levels and flows remains relevant for current and anticipated conditions. A short-term goal within this context is to ensure steady progress in reviewing the IJC's decades-old international approvals in light of changed social, technical and climatic conditions.

Justification of Request

The FY 2011 request of $7.631 million for the International Joint Commission reflects a decrease of $369,000 from the FY 2010 estimate.

Funding decreases from the FY2010 Budget estimate represent reductions to the Upper Great Lakes Study examining the regulation of Lake Superior outflows and their water levels and flow impacts (-$600,000). This study will be in its fifth and final year. The Osooyos Lake Study (-$22,000) will be in its fourth and final year.

Requested funding increases consist of the following:
1) $143,000 for the Great Lakes Regional Office to cover inflation and exchange rate fluctuations; 2) $60,000 for increased water monitoring by the U.S. Geological Survey to cover inflation and additional gauging stations; 3) $25,000 to support Lake Ontario-St. Lawrence River working group activities; and 4) $25,000 to support extensive IJC public review process under the U.S.-Canada Air Quality Agreement. The IJC is charged with leading a public review of the government's biennial agreement review.

INTERNATIONAL JOINT COMMISSION

Funds by Program Activity

($ in thousands)

Activities	FY 2009 Actual	FY 2010 Enacted	FY 2011 Request	Increase / Decrease
Program Expenses	**7,559**	**8,000**	**7,631**	**(369)**
Special & Technical Investigations by U.S. Geological Survey	1,284	750	750	0
U.S. Section	6,275	7,250	6,881	(369)
Total	**7,559**	**8,000**	**7,631**	**(369)**

Funds by Object Class

($ in thousands)

	FY 2009 Actual	FY 2010 Enacted	FY 2011 Request	Increase / Decrease
1100 Personnel Compensation	**2,002**	**2,685**	**2,832**	**147**
1200 Personnel Benefits	**432**	**667**	**712**	**45**
2100 Travel & Trans of Persons	**288**	**404**	**436**	**32**
2300 Rents, Comm & Utilities	**352**	**178**	**181**	**3**
2400 Printing & Reproduction	**16**	**91**	**54**	**(37)**
2500 Other Services	**4,223**	**3,360**	**3,211**	**(149)**
2600 Supplies and Materials	**20**	**87**	**75**	**(12)**
3100 Personal Property	**149**	**155**	**100**	**(55)**
4100 Grants, Subsidies & Contrb	**77**	**373**	**30**	**(343)**
Total	**7,559**	**8,000**	**7,631**	**(369)**

This page intentionally left blank.

INTERNATIONAL BOUNDARY COMMISSION

Resource Summary

($ in thousands)

Appropriations	FY 2009 Actual	FY 2010 Enacted	FY 2011 Request	Increase / Decrease
Positions	8	8	8	0
Funds	1,970	2,359	2,422	63

Program Description

The primary mission of the International Boundary Commission (IBC) is to maintain an "effective" (cleared and well-marked) boundary between the United States and Canada as prescribed by the 1925 Treaty of Washington. In recent years, the IBC has modified its mission in ways that permit it to support more effectively the Department of State's Strategic goal of Achieving Peace and Security. To achieve its mission the IBC has established a maintenance schedule for the entire U.S.-Canadian boundary (5,525 miles) as the primary performance measure of the effectiveness of the IBC. The February 2004 "Report on the Present State of the Maintenance of the United States and Canada Boundary and Recommendations for the Future" details the state of the boundary and the steps necessary for the IBC to meet the performance goal.

The Treaty of 1925 requires the maintenance of an "effective" boundary line between the United States and Canada. The Treaty specifies that, to be "effective", the boundary line must be accurately delineated and marked with stable identifying monuments. This is accomplished on land by clearing a 20-foot wide line-of-sight (i.e., "vista") from one boundary monument to the next along the entire 5,525 U.S.-Canadian mile boundary. The IBC maintains more than 5,500 land boundary monuments and more than 2,800 reference monuments which are used to locate the water boundary. In addition, the IBC regulates construction crossing the boundary and provides boundary-specific positional and cartographic data to the public and private sectors. The IBC appropriation provides funds to implement U.S. obligations under the Treaty, thereby maintaining and preserving an effective boundary line between the two countries that ensures the sovereignty of each nation over its territory by clearly establishing where one's rights and responsibilities end and the other's begin, thus virtually eliminating the potential for serious and costly boundary disputes.

Although the boundary was cleared, surveyed and marked years ago, a cyclical program of maintenance is required to sustain an effective boundary line. The necessity of continuous maintenance is due to the deterioration and destruction of boundary monuments and to brush and timber overgrowth obstructing the 20-foot wide vista. Generally, the boundary is on a 15-year maintenance cycle. The discontinuation of herbicide use in the late seventies has had a tremendous impact in high growth areas. Cost associated with clearing these areas has almost doubled. Increased security issues along the boundary in recent years has caused the IBC to alter project priorities and maintenance cycles in some areas and to accelerate the maintenance cycle in other high traffic areas.

The IBC is continuing to resurvey the entire boundary and convert all North American Datum 27 (NAD27) map coordinates that currently define the boundary to NAD 83 positions.

Justification of Request

The FY 2011 request of $2.4 million will fund the IBC operations and 8 boundary maintenance projects:

- Reclearing and Monumentation 141st Meridian (64 miles) (Alaska-Yukon) : $550,000

- Vista clearing Southwest section Highlands (50 miles) (Maine-Quebec) : $149,000
- St. Francis River Vista clearing and Boundary marking (Maine-New Brunswick) : $38,000
- Monument maintenance and clearing Lake Superior to the Rainy River (Minnesota-Ontario) : $70,000
- Vista Clearing 49th Parallel- Pembina Hills Turtle Mts. (47 miles) (Minnesota-Manitoba) : $106,000
- Clear 3 miles Glacier Park (Montana-Alberta) : $25,000
- Clean Paint and clear Ranges Passamoquoddy Bay (Maine-New Brunswick) : $32,000
- Mark Navigable Waterways : $136,000

Funding will also provide for Mapping and GIS maintenance. A well-marked and maintained boundary enables federal, state and local law enforcement agencies to accomplish their duties more effectively. It ensures that persons arriving at the boundary anywhere along its length will know which country they are in and therefore, what laws they are under. An ambiguous boundary line would needlessly complicate and disrupt the business of government and private industry as well as the lives of the people living and working along it.

Funds by Program Activity

($ in thousands)

Activities	FY 2009 Actual	FY 2010 Enacted	FY 2011 Request	Increase / Decrease
International Boundary Commission	**1,970**	**2,359**	**2,422**	**63**
Equipment Lifecycle Program	200	50	150	100
Field Campaigns	724	1,314	1,106	(208)
IBC - Operations	946	995	1,016	21
Mapping / Survey Projects	100	0	150	150
Total	**1,970**	**2,359**	**2,422**	**63**

Funds by Object Class

($ in thousands)

	FY 2009 Actual	FY 2010 Enacted	FY 2011 Request	Increase / Decrease
1100 Personnel Compensation	**554**	**582**	**616**	**34**
1200 Personnel Benefits	**166**	**177**	**186**	**9**
2100 Travel & Trans of Persons	**90**	**96**	**104**	**8**
2300 Rents, Comm & Utilities	**81**	**85**	**85**	**0**
2500 Other Services	**774**	**1,114**	**1,126**	**12**
2600 Supplies and Materials	**55**	**55**	**55**	**0**
3100 Personal Property	**250**	**250**	**250**	**0**
Total	**1,970**	**2,359**	**2,422**	**63**

BORDER ENVIRONMENT COOPERATION COMMISSION

Resource Summary

($ in thousands)

Appropriations	FY 2009 Actual	FY 2010 Enacted	FY 2011 Request	Increase / Decrease
Funds	2,120	2,249	2,302	53

Program Description

The Border Environment Cooperation Commission (BECC) and the North American Development Bank (NADB) are international organizations created by the Governments of the United States and Mexico under a side agreement to the North American Free Trade Agreement, in order to help address the environmental infrastructure needs in the border region between both countries. The *"Agreement between the Government of the United States of America and the Government of the United Mexican States Concerning the Establishment of a Border Environment Cooperation Commission and a North American Development Bank*" (the BECC/NADB Charter), was executed in 1993 and amended through Protocol of Amendment signed on November 25 and 26, 2002, which entered into effect on August 6, 2004. The BECC, a U.S.-Mexico bi-national institution is located in Ciudad Juarez, Chihuahua, Mexico.

The mission of the Border Environment Cooperative Commission (BECC) is to work to preserve, protect, and enhance human health and the environment of the U. S.-Mexico border region, by strengthening cooperation among interested parties and supporting sustainable projects through a transparent bi-national process in close coordination with the NADB (North American Development Bank), federal, State, local agencies, the private sector, and civil society. BECC was created to assist border communities in developing environmental infrastructure projects to meet certification requirements to be eligible to receive funding from the NADB, or other institutions. The goal of BECC's certification requirements is to ensure that projects provide environmental and human-health benefits are technically feasible and affordable, and are capable of being operated over the long term, while ensuring transparency and public participation. BECC is authorized to work on the US-Mexico Border up to 100 km north on the U.S. side and 300 km south on the Mexican side.

In order to carry out its purpose, the BECC/NADB Charter grants the BECC the following functions:

- With their concurrence, assist States and localities and other public entities and private investors in: coordinating, preparing, developing, implementing and overseeing environmental infrastructure projects in the border region, including the design, sitting and other technical aspects; analyzing the financial feasibility or the environmental aspects of the environmental infrastructure projects; evaluating social and economic benefits of the projects; and organizing, developing and arranging public and private financing for environmental infrastructure projects in the border region; and
- Certify, by a decision of its Board of Directors, environmental infrastructure projects in the border region to be submitted for financing to the NADB, or to other sources of financing that request such certification.

The BECC/NADB Charter defines an environmental infrastructure project as a project that will "prevent, control or reduce environmental pollutants or contaminants, improve the drinking water supply, or protect flora and fauna so as to improve human health, promote sustainable development, or contribute to a higher quality of life". Based on this definition, the specific sectors that BECC and NADB currently address are the following:

- Water Pollution
- Wastewater Treatment
- Industrial and Hazardous Waste
- Domestic hook-ups to Water and

- Municipal Solid Waste
- Water Conservation
- Wastewater Systems
- Recycling and Waste Reduction

* The sectors listed above are given priority by the BECC/NADB Charter

- Air Quality
- Clean and Efficient Energy
- Public Transportation
- Municipal Planning and Development, including Water Management

Technical Assistance

BECC assists border communities in the development and certification of high priority environmental infrastructure projects by providing technical assistance services such as engineering analysis, project development and design, financial feasibility studies, community participation, environmental assessment, and sustainable development. In addition to providing project development expertise, the BECC mobilizes the resources from U.S. and Mexican environmental agencies and other sources, and provides access to the financial resources of the NADB or other funding sources requiring such certification.

The BECC assists the U.S.-Mexico border's neediest communities that without this assistance would otherwise be incapable of obtaining financial resources, by providing grant funding for planning, development, and design of necessary, complex environmental infrastructure projects. BECC commits resources that enable border communities to undertake initial project development activities and also facilitates subsequent detailed technical work necessary to formulate high quality projects that can meet the intent of the certification process.

The Technical Assistance and Project Certification offers technical services and/or financial assistance to help project sponsors effectively implement high-quality project development efforts and achieve certification for critical environmental infrastructure projects.

The Environmental Project Management Program uses BECC's leadership and institutional capacities to create an opportunity to enhance coordination among stakeholders and strengthen regional commitment to environmental activities, resulting in greater efficiencies and effectiveness for the project beneficiaries and related programs.

The Strategic Planning Program identifies needs, develop/prioritize solutions, and optimize resources to achieve local, state and regional environmental and human health goals**.** This program includes environmental infrastructure planning by region and by sector, as well as strategy development and project management for some project types in new sectors, such as energy efficiency and renewable energy. As a related function, this program also encompasses the implementation of the results measurement system for projects, specifically for post-implementation review and monitoring tasks, including activities such as the recently initiated project close-out process.

Performance Improvement identifies, develops, and implements institutional improvements to optimize its human and financial resources, enhancing its capacity to achieve high-quality products and services. In addition the General Support activity provides responsive and high quality services important to the daily operations of the BECC.

Public Involvement and Public Outreach Process

Public Participation and Capacity Building Program are key programs that provide a foundation for sustainable development along the border. These efforts are intended to inspire community-based support for projects, providing transparency in each border initiative and strengthening the institutional capacity of border communities and utility providers.

One of the BECC's greatest successes is its public-participation requirement. Public-participation activities are required to ensure broad community support for projects that are being considered for certification. The establishment of active, local steering committees is a key element of this process that provides transparency and access to project information, the involvement of local organizations in the decision-making process, and the presentation of projects in public forums for discussion.

Municipal Strategic Planning

BECC's Municipal Planning Initiative will be directed to assist local governments along the U.S.-Mexico border in the development of planning efforts designed to guide the sustainable management of community and regional resources. The strategic content of the new planning tool will help form policy direction, appropriate mitigation and adaptation schemes, program investment requirements and implementation timelines necessary to support a sustainable community that delivers a high quality of life.

Justification of Request

For FY 2011, the BECC is requesting a total of $2.302 million for its operating budget. This level will allow the BECC to continue supporting the Department of State in achieving its strategic goal of improving health and environmental conditions in the U.S.-Mexico border region. The BECC's requested increase is $53,000 above the FY2010 estimate. The U.S. portion of the increase in BECC's budget for FY2011 will be utilized for costs of living increases.

Funds by Program Activity
($ in thousands)

	FY 2009 Actual	FY 2010 Enacted	FY 2011 Request	Increase / Decrease
Public Involvement and Public Outreach Process	**75**	**75**	**75**	**0**
Technical Assistance Program	**2,045**	**2,174**	**2,227**	**53**
Total	**2,120**	**2,249**	**2,302**	**53**

Funds by Object Class
($ in thousands)

	FY 2009 Actual	FY 2010 Enacted	FY 2011 Request	Increase / Decrease
1100 Personnel Compensation	**1,157**	**1,128**	**1,169**	**41**
1200 Personnel Benefits	**386**	**282**	**302**	**20**
2100 Travel & Trans of Persons	**83**	**70**	**70**	**0**
2300 Rents, Comm & Utilities	**187**	**160**	**160**	**0**
2500 Other Services	**208**	**524**	**516**	**(8)**
2600 Supplies and Materials	**74**	**85**	**85**	**0**
3100 Personal Property	**25**	**0**	**0**	**0**
Total	**2,120**	**2,249**	**2,302**	**53**

Proposed Appropriation Language

INTERNATIONAL FISHERIES COMMISSIONS

For necessary expenses for international fisheries commissions, not otherwise provided for, as authorized by law, **[**$53,976,000**]***$43,600,000*: *Provided*, That the United States share of such expenses may be advanced to the respective commissions pursuant to 31 U.S.C. 3324: *Provided further*, That in addition to other funds available for such purposes, funds available under this heading may be used to make payments necessary to fulfill the United States' obligations under the Pacific Salmon Treaty. *(Department of State, Foreign Operations, and Related Programs Appropriations Act, 2010.)*

INTERNATIONAL FISHERIES COMMISSIONS

Resource Summary

($ in thousands)

Appropriations	FY 2009 Actual	FY 2010 Enacted	FY 2011 Request	Increase / Decrease
Funds	29,925	53,976	43,600	(10,376)

Program Description

The commissions and organizations funded by this appropriation enable the United States to promote critical U.S. economic and conservation interests. Each facilitates international cooperation by conducting or coordinating scientific studies of fish stocks and other living marine resources and establishing common management measures to be implemented by member governments based on their results. Many also oversee the allocation of member nations' fishing rights.

Three of the commissions are bilateral U.S.-Canada bodies established by treaties governing shared resources.

The Great Lakes Fishery Commission (GLFC) plays a critical role in the management of the Great Lakes fisheries. The FY 2011 request funds programs that implement the core missions of the GLFC — to suppress invasive, parasitic sea lamprey; to assist state, provincial, and tribal partners in the achievement of their fish community objectives for the Great Lakes; to facilitate the effective and efficient coordination of fisheries policies on the Great Lakes; and to implement a bi-national fisheries research program. FY 2011 activities will include sea lamprey control to reach target levels that protect the commercial and sport fisheries on all the lakes, valued at up to $7 billion annually, as well as coordinated efforts to prevent other invasive species and restore populations of native fish like American eels. The GLFC has traditionally relied on chemical lampricide to control sea lamprey, but in recent years the Commission has researched and advanced the use of alternative controls, including barriers to lamprey migration and sterilization of male lampreys. In FY 2011, the GLFC intends to continue efforts to deliver 50 percent of sea lamprey control through the use of alternative controls. To help reach that goal, the commission currently directs approximately 30 percent of its sea lamprey budget to controls using alternative techniques. The Great Lakes Fishery Commission is a model for adherence to performance measures, as it establishes and articulates clear and quantitative targets for sea lamprey control and other program elements and prioritizes its program to meet those targets. The United States and Canada share proportional responsibility for funding sea lamprey control programs.

The Pacific Salmon Commission (PSC) conducts activities necessary to save, replenish, and share the salmon resource in the Pacific Northwest and Southeast Alaska with Canada. Through the Commission, the two nations have put an end to divisive disputes over one country's interceptions of salmon originating in the other country. The Commission also provides an effective forum in which governments and stakeholders cooperate to research and conserve Pacific salmon. In 2008, under the auspices of the Commission, the United States and Canada concluded negotiations on a new set of rules for most Pacific salmon fisheries. These rules extend until 2018. The Commission's conservation and management activities depend on information and recommendations from each country and from experts and resource managers from state, federal and tribal agencies in the United States and Canada. Recent research priorities have focused on improved understanding of the migratory patterns of salmon stocks and where, when, and by whom the fish are caught; this information is essential for the countries to properly allocate and conserve salmon stocks. Legislation provides for salary payments to U.S. commissioners and panel members and their alternates for hours committed to Commission business. Travel and expenses of U.S. commissioners and other U.S. participants in the PSC are also funded from this activity. Additionally, during 2011, the Treaty

provisions for Fraser River sockeye and pink salmon conservation and harvest sharing will be renewed.

The FY 2011 request includes $15 million for the Pacific Salmon Commission to meet U.S. obligations under the Pacific Salmon Treaty. These funds represent the second of two equal tranches provided to Canada under the terms of the 2008 agreement noted above (see below for details). In the event the United States fails to provide this funding, the agreement's bilateral Chinook salmon fishery controls will be suspended and the recovery of affected U.S.-origin stocks could be impacted.

The International Pacific Halibut Commission (IPHC), founded in 1923, is one of the most successful fisheries management commissions in the world. Throughout the eighty years of its existence, the IPHC has facilitated exceptional cooperation between the United States and Canada and has successfully managed the shared halibut stock to historically high biomass levels. The Pacific halibut fishery is diversified over coastal communities ranging from northern California, past the Aleutian Islands in Alaska, to the eastern shore of the Bering Sea, provides a high-quality food source, and yields an annual catch for the United States with a 2007 retail value of over $600 million. Additional revenues generated from extensive guided and recreational fishing on the halibut resource exceed $200 million. Both the U.S. and Canadian governments provide funds to support the Commission, which conducts research to further understanding of Pacific halibut, carries out regular stock assessments, and provides a forum to establish joint catch limits and management measures. In recent years, the Commission has developed innovative electronic data capture and catch monitoring systems.

This appropriation also funds seven multilateral commissions charged with conservation and management of important fish stocks and other living marine resources in the Pacific, Atlantic and Southern Oceans.

The Inter-American Tropical Tuna Commission (IATTC), the Western and Central Pacific Fisheries Commission (WCPFC) and the International Commission for the Conservation of Atlantic Tunas (ICCAT) each provide a forum for nations to cooperate to ensure the long-term sustainable management of tuna and other highly migratory species. Through each of these commissions, coastal and fishing nations cooperate to establish catch limits, area closures, gear restrictions, and compliance and enforcement mechanisms; combat illegal fishing; minimize impacts on threatened species such as sea turtles, seabirds, and sharks; and oversee a program of scientific research. In addition, through the International Dolphin Conservation Program, the IATTC is also the only international organization dedicated to reducing incidental mortality of dolphins in a tuna purse-seine fishery. The program's efforts have resulted in a reduction of dolphin mortality in the eastern Pacific tuna fishery from approximately 100,000 animals in 1989 to less than 2,000 in recent years, well below the target levels.

The North Atlantic Salmon Conservation Organization (NASCO) and the North Pacific Anadromous Fish Commission (NPAFC) are charged with conservation of salmon and other anadromous stocks in the Atlantic and Pacific Oceans respectively. A key part of the NPAFC's mission is to enforce an agreed prohibition on catching salmon on the high seas through coordinated enforcement. U.S. membership in the Commission for the Conservation of Antarctic Marine Living Resources (CCAMLR) ensures the restoration of the world's largest untapped source of marine protein and aids in protecting future U.S. access to important marine resources in the Antarctic region. CCAMLR has implemented a pioneering ecosystem approach to managing valuable stocks of toothfish, sold in the United States as "Chilean seabass," and has been a leader in developing innovative approaches to combating illegal, unreported, and unregulated fishing. The Northwest Atlantic Fisheries Organization (NAFO) allows coastal nations, including the United States, and others who fish in the Northwest Atlantic Ocean to coordinate scientific study and promote the conservation and optimum use of the region's fishery resources. In FY 2010, NAFO will complete the final stage of a comprehensive program to strengthen and modernize the organization's functioning, including a total overhaul of its establishing treaty that will significantly reduce the cost of U.S. participation. The United States has led efforts within NAFO to protect vulnerable marine ecosystems and end

destructive fishing practices, as well as adopt the first binding international conservation and management measures for threatened shark stocks.

Finally, this appropriation also supports two marine science organizations, the International Whaling Commission (IWC), the Antarctic Treaty Secretariat (ATS), and activities to conserve endangered sea turtles. The Atlantic-focused International Council for the Exploration of the Seas (ICES) and its Pacific counterpart, the North Pacific Marine Science Organization (PICES), promote and coordinate scientific research, particularly with respect to fisheries, marine ecosystems, marine mammals, and marine pollution. Both organizations advance U.S. goals of strengthening ecosystem considerations in marine resource management and ensuring that science informs environmental policy and natural resources management. The IWC provides for the conservation, scientific study, and optimum use of whales, and in particular provides a quota for the taking of whales by U.S. Natives for aboriginal subsistence purposes. The IWC has had several significant achievements that advance U.S. environmental interests, such as severe constraints on commercial whaling, critical analyses of unilateral whaling activities in other countries, and the establishment of whale sanctuaries in the Southern and Indian Oceans. The ATS oversees scientific and environmental cooperation in Antarctica and specifically addresses problems involving the marine environment, marine protected areas, and the sea and ice interface. The funds in the appropriation allocated to international sea turtle conservation programs support U.S. participation in one treaty-based initiative, the Inter-American Convention for the Protection and Conservation of Sea Turtles (IAC), and the non-binding Indian Ocean and South East Asia Sea Turtle Memorandum of Understanding (IOSEA MOU). Both initiatives provide a unique forum for nations in the respective regions to cooperate to promote the recovery of endangered sea turtle populations and their habitats throughout their migratory ranges.

Justification of Request

The FY 2011 budget request of $43.6 million supports ongoing operations of each commission, as well as travel expenses of U.S. representatives. The Department also requests $15 million to meet Pacific Salmon Treaty commitments. These additional funds are in addition to the base assessed contributions, and represent the second of two equal tranches to be provided to Canada under the terms of the 2008 agreement.

Most of the FY 2011 request covers the United States' treaty-mandated assessments. Funds are required to maintain good standing, and in some cases voting privileges, in each of the commissions and organizations to advance the interests of the United States and important constituent groups. Through the ongoing efforts of the commissions and programs funded by this account, many fishing areas that were nearly depleted are now yielding sustainable catches for U.S. commercial and sport fishermen, and some key endangered populations are recovering. The commercial and recreational fisheries managed by these organizations generate approximately $12 to $15 billion in annual revenues in the United States.

Inter-American Tropical Tuna Commission (IATTC)

	Positions		Total Funds	Increase/ Decrease
	American	FSN		
FY 2011 Request	0	0	1,800	0

Overall, U.S. payments to the IATTC are now half of what they were in FY 1999. This reduction has been coupled with successful efforts by the Department to encourage new members to join the IATTC and to negotiate increased contributions from the other members of the Commission. These new contributions have compensated for the reduced U.S. payment while allowing the Commission to handle the additional workload placed on it by its members. In addition to the extensive workload associated with the implementation of the International Dolphin Conservation Program (IDCP), the

Commission has also been tasked by its members to expand its research into minimizing the by-catch of juvenile tuna and non-target species, such as sharks and sea turtles, improve its monitoring and recording of fish landings at ports throughout the eastern Pacific, augment its research program for bigeye tuna, and improve compliance. Full funding will enable the IATTC to continue the research, assessment and analysis activities and programs necessary to conserve and manage the commercial tuna stocks of the eastern Pacific Ocean and to evaluate and manage the impacts of the fishery on the broader marine ecosystem of the eastern Pacific, contributing to the IATTC's and the Department's objectives of sustainable use of marine resources and ecosystem management. In FY 2009 the IATTC adopted its second long-term conservation and management regime for the stocks under its jurisdiction, and will review and make decisions on continuing such a program in FY 2011 and beyond. The Commission will also conduct further research on the stocks of dolphins taken in conjunction with tuna and will continue to administer the IDCP to reduce and, to the extent possible, eliminate dolphin mortality in the fishery, a priority objective of the USG and constituent groups.

Great Lakes Fishery Commission (GLFC)

	Positions		Total Funds	Increase/ Decrease
	American	FSN		
FY 2011 Request	0	0	17,800	(10,400)

FY 2011 activities will include sea lamprey control to reach target levels that protect the valuable fisheries on all the lakes, enhanced stream treatments to provide the maximum control without expanding infrastructure, and maximum suppression of lamprey on the St. Mary's River. The proposed funding provides for baseline research and assessment programs regarding the sources of lamprey and the success of treatment options. The FY 2011 program will fund continued research into and deployment of alternative controls and to continue efforts to reduce lampricide used in the Great Lakes beyond the 35 percent reduction achieved by 2006, while still delivering successful sea lamprey control. The request will allow the GLFC to continue its work with the US Army Corps of Engineers to construct barriers that block sea lamprey from spawning in streams, continue existing highly successful sterile-male release activities, and support some field studies critical to the development of the newest alternative control method – pheromones.

Pacific Salmon Commission (PSC)

	Positions		Total Funds	Increase/ Decrease
	American	FSN		
FY 2011 Request	0	0	3,190	(60)

The FY 2011 request reflects a one-time $150,000 reduction in funding for the Pacific Salmon Commission. Unexpected and beneficial changes in the Canadian dollar exchange rate allowed the Commission to fund activities in 2009 that will be reflected in a lower assessment in 2011. This situation is not expected to continue beyond FY 2011, however. The funds will be used for fisheries management demands placed on the PSC and negotiations to renew a key treaty regime governing Fraser River fisheries that expires in 2011. Decisions made by the Pacific Salmon Commission affect where, when, and by whom valuable Pacific salmon resources are caught, and involve input from state, tribal, and federal stakeholders. Department of State funding provides for compensation to non-governmental U.S. commissioners, panel members, and alternates while serving on PSC business, and for travel and expenses of U.S. participants, pursuant to the Pacific Salmon Treaty Act. State Department funding is also used to fund the operations of the U.S. section of the PSC, and for meeting the U.S. share of joint expenses for the PSC Secretariat.

INTERNATIONAL FISHERIES COMMISSIONS

Pacific Salmon Treaty Requirement

	Positions		Total Funds	Increase/ Decrease
	American	FSN		
FY 2011 Request	0	0	15,000	0

These funds represent the second of two equal disbursements under the terms of the 2008 agreement intended to help mitigate the economic effects of a significant reduction negotiated for Canada's fishery off the west coast of Vancouver Island. The reduction is a key element of the Agreement sought by the United States because of that fishery's significant impact on a number of U.S.-origin Chinook stocks listed under the U.S. Endangered Species Act (ESA). The reduction in this fishing mortality will contribute significantly to major efforts underway in the Pacific Northwest to recover these stocks and has generated positive findings on the new fishing regimes in the ESA review process. The Canadian Government will also contribute funds to facilitate the fishery reductions. In the event the United States fails to provide the agreed funding in FY 2011, the agreement's bilateral Chinook salmon fishery controls will be suspended and the recovery of affected U.S.-origin stocks could be impacted.

International Pacific Halibut Commission (IPHC)

	Positions		Total Funds	Increase/ Decrease
	American	FSN		
FY 2011 Request	0	0	3,250	0

The IPHC is a bilateral (U.S.-Canada) commission founded in 1923 and is among the most successful fisheries management commission in the world. The Pacific halibut fishery is diversified over many coastal communities, provides a high-quality food source, and yields an annual catch for the U.S. with a retail value of over $600 million to the U.S. economy. Additional revenues generated from extensive guided and recreational fishing on the halibut resource exceed $200 million.

The increase for FY2011 will permit the Commission to initiate a new electronic tagging program to better understand migratory behavior of fish as they grow into the legal size limit, and thus improve apportionment of catch quotas along the coast. It will also allow the IPHC to implement an innovative tagging study to determine the timing, extent, and duration of permanent and seasonal halibut migrations across U.S. and Canadian waters.

Other Marine Conservation Organizations

	Positions		Total Funds	Increase/ Decrease
	American	FSN		
FY 2011 Request	0	0	2,560	84

The FY 2011 request will cover other fishery commissions and organizations and expenses of the U.S. commissioners. For all but a portion of the funds that go to International Sea Turtle Conservation Programs, U.S. payments reflect the treaty-mandated share of each organization's agreed operating budget.

INTERNATIONAL FISHERIES COMMISSIONS

Antarctic Treaty

	Positions American	FSN	Total Funds	Increase/ Decrease
FY 2011 Request	0	0	65	15

The FY 2011 request reflects the expected contribution amount for the Antarctic Treaty System. It includes an expected increase in dues associated with the anticipated entry into force of a Measure formally establishing the Antarctic Treaty Secretariat and providing for shared funding of the costs of Consultative Meetings, including increases in translation and interpretation costs. The Secretariat carries out numerous administrative tasks in support of the annual meetings of the Antarctic Treaty Consultative Parties. The Treaty System oversees scientific and environmental cooperation in Antarctica and specifically addresses problems involving the marine environment, marine protected areas, and the sea and ice interface. As such, the work of the Secretariat relates directly to the work of other organizations covered by this appropriation, including the Commission for the Conservation of Antarctic Marine Living Resources (CCAMLR), a sister organization under the Antarctic Treaty System.

Commission for the Conservation of Antarctic Marine Living Resources (CCAMLR)

	Positions American	FSN	Total Funds	Increase/ Decrease
FY 2011 Request	0	0	115	(45)

The request will provide CCAMLR with funding sufficient to develop and implement measures to ensure effective conservation and management of Antarctic marine living resources based on a pioneering ecosystem approach. In FY 2011, the United States will work to advance efforts through CCAMLR to eliminate illegal, unreported, and unregulated fishing and implement the recommendations of the recently completed independent review of CCAMLR's performance. Membership in this Commission, which is headquartered in Australia, ensures the restoration of the world's largest untapped source of marine protein and aids in protecting future U.S. access to important marine resources in the Antarctic region.

Expenses of the U.S. Commissioners

	Positions American	FSN	Total Funds	Increase/ Decrease
FY 2011 Request	0	0	160	20

The U.S. commissioners to the various fisheries commissions are appointed by the President and are responsible to the Secretary of State in carrying out their duties. They receive transportation expenses and per diem while engaged in the commissions' work. The FY 2011 request will fund travel expenses for the U.S. commissioners to participate in meetings of all fishery commissions except the Pacific Salmon Commission, which is covered within the funds requested for that Commission.

INTERNATIONAL FISHERIES COMMISSIONS

International Commission for the Conservation of Atlantic Tunas (ICCAT)

	Positions		Total Funds	Increase/ Decrease
	American	FSN		
FY 2011 Request	0	0	295	25

ICCAT's mission is to coordinate management of populations of tuna and tuna-like species found in the Atlantic Ocean at levels that will permit the maximum sustainable catch. The Commission provides a forum for fishing nations to establish catch limits and national allocations and combat illegal fishing, and oversees a program of research on tuna, swordfish, and billfish. In FY 2011, The United States will continue to work within ICCAT to implement effective, science-based measures to rebuild seriously depleted Atlantic bluefin tuna stocks and to enforce stronger measures for the protection and conservation of Atlantic shark populations. The United States will also work to advance an ongoing initiative to strengthen ICCAT's functioning, in particular through key improvements recommended by the independent performance review of ICCAT that occurred in FY 2008 and FY 2009. The FY2011 request will fund increased costs associated to a larger role by ICCAT in coordinating fisheries monitoring and control and the addition of a new focus on doing more to minimize bycatch of vulnerable non-target species in ICCAT fisheries. Commercial U.S. fisheries under ICCAT purview are worth over $1 billion annually; revenue from recreational fisheries for Atlantic marlin and other billfish alone are estimated at more than $10 billion each year.

International Council for the Exploration of the Sea (ICES)

	Positions		Total Funds	Increase/ Decrease
	American	FSN		
FY 2011 Request	0	0	260	(20)

The FY 2011 request will enable ICES to promote and coordinate research and investigation of the North Atlantic Ocean, particularly focusing on fisheries, as well as ecosystem management, marine mammals, and marine pollution. ICES plans programs; organizes research and investigation as determined necessary, in agreement with member nations; supports approximately one hundred intersessional meetings of scientific and advisory working groups and study groups to coordinate and synthesize this research; and publishes or encourages the publication of data and research resulting from investigations carried out under its auspices. In FY 2011, ICES will work to implement recommendations to improve organizational efficacy and efficiency that grew out of a major review and revision of the relationship between the scientific and advisory branches of the organization in FY 2008. ICES is also seeking to broaden the relevance of its research and scientific participation. ICES advances U.S. goals of strengthening ecosystem considerations in marine resource management and ensuring that science informs environmental policy. ICES will continue to provide scientific advice to its member nations and European Community, and to regional fisheries management organizations.

International Sea Turtle Conservation Programs

	Positions		Total Funds	Increase/ Decrease
	American	FSN		
FY 2011 Request	0	0	170	0

The FY 2011 request provides for the International Sea Turtle Conservation Programs of the Inter-American Convention for the Protection and Conservation of Sea Turtles (IAC) and the Indian Ocean and South East Asia Sea Turtle Memorandum of Understanding (IOSEA MOU). The requested amount of $170,000 will fund a $110,000 contribution to initiatives under the IAC, and $60,000 to support the IOSEA MOU. The United States is a Party to the IAC, and is a signatory of and fully supports the IOSEA MOU, which addresses sea turtle conservation within that region. The interim

Secretariat of the IAC has recently moved to the United States and is actively working to increase regional participation in the Convention. This move, in addition to hiring a new Executive Secretary, has significantly increased IAC's engagement on sea turtle related science and conservation activities The IOSEA MOU is working to develop a network of site throughout the region critical to sea turtles, will hold a strategic planning meeting during the spring and will convene the 5th meeting of the Signatory States during 2010 as well.

International Whaling Commission (IWC)

	Positions		Total Funds	Increase/ Decrease
	American	FSN		
FY 2011 Request	0	0	195	13

This request assumes that a previously forecast assessment increase for all large economies in the IWC membership will not be adopted for FY 2011, although it is still possible in future years. The U.S. remains vigilant on this issue since a simple majority vote controls budgetary decisions in the deeply divided organization, and the United States will lose its voting rights in the IWC if its full assessment is not paid. Funding for the IWC provides for the conservation, scientific study, and optimum use of whales, and in particular provides a quota for the taking of whales by U.S. Natives for aboriginal subsistence purposes. The IWC and its associated committees collect and analyze information on the status and trends of whale stocks, evaluate the effects of whaling, and develop conservation strategies for numerous whale species. The IWC has had several significant achievements that advance U.S. environmental interests, such as adoption of the moratorium on commercial whaling, critical analyses of unilateral whaling activities in other countries, the establishment of whale sanctuaries in the Southern and Indian Oceans, and the establishment of a Conservation Committee.

North Atlantic Salmon Conservation Organization (NASCO)

	Positions		Total Funds	Increase/ Decrease
	American	FSN		
FY 2011 Request	0	0	50	(5)

NASCO promotes the conservation, restoration, enhancement, and rational management of salmon stocks in the North Atlantic Ocean through international cooperation, as well as the acquisition, analysis, and dissemination of scientific information pertaining to these salmon stocks. NASCO has completed an in-depth review of its working methods and structure, and in 2006 adopted a series of reforms designed to improve transparency and accountability. In FY 2011, NASCO will act as a forum for information-sharing on the status of salmon stocks and the challenges facing salmon management and will continue to develop partnerships to promote salmon conservation, management, and research. This request will ensure the United States remains in good standing in NASCO, will be able to shape the implementation of new reporting requirements to ensure accountability of members, and help the organization meet key strategic goals to restore salmon stocks and improve international governance.

North Pacific Anadromous Fish Commission (NPAFC)

	Positions		Total Funds	Increase/ Decrease
	American	FSN		
FY 2011 Request	0	0	187	0

NPAFC activities help manage and preserve anadromous and ecologically-related species in the North Pacific and Central Bering Sea. Anadromous fish stocks, such as salmon and trout, spend their adult lives in the oceans but return to fresh water streams to spawn. The NPAFC mandates a prohibition on fishing for anadromous stocks on the high seas of the North Pacific, and thereby provides a valuable

tool to deter the use of large-scale driftnets in that region, and significantly contributes to the U.S. goal of achieving sustainable fisheries. The NPAFC also promotes and coordinates scientific studies on anadromous stocks, the results of which can help minimize the incidental catch of valuable anadromous stocks in other fisheries. Additionally, the Parties to the Convention — United States, Canada, Russia, Japan, and Korea — collaborate internationally on high seas enforcement. In FY 2011, the NPAFC Science Committee will use the results of research on genetic markers for salmon populations to make recommendations on marine resource decision-making.

North Pacific Marine Science Organization (PICES)

	Positions		Total Funds	Increase/ Decrease
	American	FSN		
FY 2011 Request	0	0	206	79

PICES is the Pacific Ocean counterpart of ICES, and its work is a similar combination of research planning and coordination. The North Pacific Ocean not only is rich in resources of great importance to the U.S. economy, but also exerts a major influence on weather and climate in North America. In FY 2011, PICES will encourage capacity building through scientific seminars and collaborations, workshops, symposia, technical publications, and an Intern Program. Future PICES work will be guided by the Integrative Science Program, which was finalized in FY 2008—a multidisciplinary, international research program to address some of the key challenges and questions in ecosystem-based management of marine resources. In the interest of furthering North Pacific marine science, PICES is also exploring means of expanding collaboration with non-member States. PICES supports numerous collaborative and ecosystem-based research initiatives that promote data exchange and science-based decision-making about natural resource management. The FY 2011 request will allow the United States to maintain standing and will support essential programs, as well as costs associated with hosting the PICES annual meeting in October –November 2010.

Northwest Atlantic Fisheries Organization (NAFO)

	Positions		Total Funds	Increase/ Decrease
	American	FSN		
FY 2011 Request	0	0	202	(153)

NAFO promotes the conservation and optimum use of fishery resources in the Northwest Atlantic. It encourages international cooperation and consultation and is responsible for investigating the abundance, life history, and ecology of any species of aquatic life in the Convention Area, and collecting and analyzing statistical information relating to the fishery resources of the area. In recent years, NAFO has successfully increased its workload without a corresponding budget increase by achieving substantial efficiencies in its administrative operations. Key FY 2011 U.S. initiatives will include working to secure a permanent U.S. share of fishing quota, ensuring that management measures for NAFO stocks are consistent with scientific advice on sustainable levels, and expanding NAFO management of threatened shark stocks. The United States will also continue to work within NAFO to strengthen efforts to protect vulnerable marine ecosystems and end destructive fishing practices.

Western and Central Pacific Fisheries Commission (WCPFC)

	Positions		Total Funds	Increase/ Decrease
	American	FSN		
FY 2011 Request	0	0	655	155

WCPFC's objective is to ensure, through effective management, the long-term conservation and sustainable use of highly migratory fish stocks such as tunas in the western and central Pacific Ocean. The Commission provides a forum for fishing nations to establish catch limits, gear restrictions, area

closures, and compliance and enforcement mechanisms; combat illegal fishing; minimize impacts on threatened species such as sea turtles, seabirds, and sharks; and oversee a program of scientific research. Commercial fisheries under WCPFC purview are worth over $3 billion annually; revenue from U.S. fisheries for Pacific tunas alone are estimated at more than $140 million each year. In FY 2011, the United States will continue to work within WCPFC to strengthen and implement effective, science-based measures to arrest the decline of Pacific bigeye and yellowfin tuna stocks, and to advance implementation by all nations of agreed monitoring, control, and surveillance measures and tools such as the Commission's vessel monitoring system and observer program. The projected costs associated with implementing these programs will increase more quickly in FY 2010 and 2011 than expected given the high level of participation from WCPFC members and the necessity of both programs to securing compliance with the conservation measure for bigeye and yellowfin tuna adopted for 2009-2011. The United States will also work to implement the strong measures to protect and conserve Pacific sea turtle populations and to advance the adoption of fisheries management measures for key shark populations based on the best science. In order to meet these objectives, the WCPFC requires further resources to undertake additional scientific assessments of key shark populations and bigeye tuna, and critical research to reduce the catch of juvenile tunas.

INTERNATIONAL FISHERIES COMMISSIONS

Funds by Program Activity

($ in thousands)

Activities	FY 2009 Actual	FY 2010 Enacted	FY 2011 Request	Increase/ Decrease
Inter-American Tropical Tuna Commission (IATTC)	1,785	1,800	1,800	0
Great Lakes Fishery Commission (GLFC)	19,200	28,200	17,800	(10,400)
Pacific Salmon Commission (PSC)	3,200	3,250	3,190	(60)
International Pacific Halibut Commission (IPHC)	3,500	3,250	3,250	0
Pacific Salmon Treaty Requirement	0	15,000	15,000	0
Other Marine Conservation Organizations	2,240	2,476	2,560	84
Antarctic Treaty	35	50	65	15
Commission for the Conservation of Antarctic Marine Living Resources (CCAMLR)	124	160	115	(45)
Expenses of the U.S. Commissioners	120	140	160	20
International Commission for the Conservation of Atlantic Tunas (ICCAT)	270	270	295	25
International Council for the Exploration of the Sea (ICES)	255	280	260	(20)
International Sea Turtle Conservation Programs	140	170	170	0
International Whaling Commission (IWC)	166	182	195	13
North Atlantic Salmon Conservation Organization (NASCO)	55	55	50	(5)
North Pacific Anadromous Fish Commission (NPAFC)	180	187	187	0
North Pacific Marine Science Organization (PICES)	114	127	206	79
Northwest Atlantic Fisheries Organization (NAFO)	355	355	202	(153)
Western and Central Pacific Fisheries Commission (WCPFC)	426	500	655	155
Total	**29,925**	**53,976**	**43,600**	**(10,376)**

Funds by Object Class

($ in thousands)

	FY 2009 Actual	FY 2010 Enacted	FY 2011 Request	Increase / Decrease
2100 Travel & Trans of Persons	**0**	**0**	**160**	**160**
4100 Grants, Subsidies & Contrb	**29,925**	**53,976**	**43,440**	**(10,536)**
Total	**29,925**	**53,976**	**43,600**	**(10,376)**

RELATED PROGRAMS

RELATED PROGRAMS

Resource Summary

($ in thousands)

	FY 2009 Actual	FY 2010 Enacted	FY 2011 Request	Increase / Decrease
The Asia Foundation	**16,000**	**19,000**	**15,690**	**(3,310)**
Center for Middle Eastern-Western Dialogue	**875**	**875**	**840**	**(35)**
Eisenhower Exchange Fellowship Program	**500**	**500**	**500**	**0**
Israeli Arab Scholarship Program	**177**	**375**	**375**	**0**
East-West Center	**21,000**	**23,000**	**11,400**	**(11,600)**
National Endowment for Democracy	**115,000**	**118,000**	**105,000**	**(13,000)**

Proposed Appropriation Language

THE ASIA FOUNDATION
For a grant to The Asia Foundation, as authorized by The Asia Foundation Act (22 U.S.C. 4402), **[**$19,000,000**]***$15,690,000*, to remain available until expended, as authorized. *(Department of State, Foreign Operations, and Related Programs Appropriations Act, 2010.)*

THE ASIA FOUNDATION

Resource Summary

($ in thousands)

Appropriations	FY 2009 Actual	FY 2010 Enacted	FY 2011 Request	Increase / Decrease
Funds	16,000	19,000	15,690	(3,310)

Program Description

The Asia Foundation (TAF) is a private, nongovernmental organization (NGO) that advances U.S. interests in the Asia-Pacific region. For 55 years, working through its network of 18 offices in Asia, TAF has been a well-recognized American organization, with programs grounded in Asia, helping to solve local problems in cooperation with Asian partners. TAF has local credibility, a nuanced understanding of the issues facing each country, and extensive access--to and relationships with--government, nongovernmental groups and the private sector. TAF programs and grants help develop institutions of democratic governance; support civil society development and peaceful conflict resolution; expand economic opportunity, including for women; and promote better understanding between the United States and countries of Asia. TAF operates throughout Asia, including in key countries, such as Afghanistan, Pakistan, Indonesia, and China. Under the Asia Foundation Act of 1983, appropriated funds are the Foundation's single most important funding source, enabling it to maintain its strategic presence in key countries in the region.

TAF's program priorities are developed in consultation with the Department of State and are closely aligned with U.S. foreign policy priorities and goals in Asia. Within the strategic goals of the Department, TAF focuses at the country and regional level to build democratic institutions, the rule of law, and a strong and vibrant civil society; prevent extremism; support the policies and institutions required for open markets, trade and investment; increase opportunities for women's participation and protect women's basic rights; and encourage stability and cooperative relations among nations in the Asia-Pacific region.

Democratic Institutions, the Rule of Law, and Civil Society

TAF's programs strengthen democratic institutions, governance and parliamentary processes, support democratic elections, foster accountability within governments, promote the rule of law, legal reform, and free and fair elections, and encourage a vibrant, tolerant civil society, including Muslim organizations working toward effective citizen participation in a democracy, developing strategies for conflict management and protecting human rights. TAF support extends beyond the formal structures of institutions by focusing on improving their performance and ability to deliver services.

Open Markets, Trade and Environmental Protection

TAF supports reform efforts that create more competitive markets, foster entrepreneurship, enhance the use of domestic capital, and attract vital foreign investment to Asian countries to bolster economic growth and create jobs. TAF's programs focus on removing barriers to economic growth through policy reform and expansion of the private sector.

Women's Political Participation

TAF has consistently advanced the role of women in Asian societies by increasing women's effective participation in political, economic and social life. Foundation programs build the capacity of women's organizations to increase access to education, combat trafficking through public awareness and help victims, reduce violence against women, protect women's basic rights, and help local civil

society organizations and government to develop effective policies and strategies to protect women's rights.

Stable and Cooperative Relations among Nations in the Asia-Pacific Region

TAF contributes to regional stability by helping develop a more skilled and well-informed diplomatic corps, and through informal U.S.-Asian dialogue on issues such as democratization, development, human rights, civil society, and regional economic policy.

In addition, TAF expanded the ongoing efforts of Books for Asia, the Foundation's most well known English language book donation program, which provided over 900,000 volumes each year in total, over 45 million since 1954, to academic institutions, government agencies, and nongovernmental organizations. The Books for Asia program represents in-kind contributions. In FY 2009, TAF received more donated books and educational materials. As a result, the contributions expanded in value from $38 million to $40 million. TAF expects further expansion in contribution value to $41 million in FY 2010.

Justification of Request

The Department's FY 2011 request of $15.690 million results in a reduction of $3.310 million below the FY 2010 Enacted Budget of $19 million. This includes $1.793 million for the Negotiated Indirect Cost Rate Agreement (NICRA), which covers certain operational costs for organizations that receive assistance from the Federal government.

With these funds, TAF will continue shipments of books to Asian countries to improve educational opportunity for thousands of Asia's youth, bolster technical capacity, and build libraries across Asia. In addition, the Foundation will build up programs in India, to encourage the country to play a positive regional role in South Asia, where relationships with its neighbors are contentious and complex. While many organizations support activities on U.S. - India relations, The Asia Foundation has a prominent role because of its presence in all of India's neighboring countries in South Asia, as well as the trust of the Foundation's partners, both governmental and non-governmental.

TAF will undertake activities in cooperation with Singapore to leverage resources for exchanges and training programs, particularly for Afghans through the Foundation's projects to support government employees from the Office of the President, Ministries of Foreign Affairs, Education, Agriculture and other departments of the government through other USG funded projects. Singapore is well known throughout the world for its excellent training facilities and efficient government administration and has an excellent reputation for all forms of mediation and arbitration. The Foundation plans to use facilities in Singapore for activities related to Pakistan, Nepal, and Afghanistan, such as training for decentralization in Nepal, Pakistan and Sri Lanka and for counter-corruption in Vietnam, Mongolia and Nepal. The Foundation has worked with the Government of Singapore and Singaporean institutions to provide co-funding for such programs. A Foundation presence and program will ensure counterpart funding and support for such programs from Singapore and other donors, by leveraging the Foundation's investment of U.S. dollars and enhancing the impact of these high-priority training programs.

TAF will continue its programs without interruption. Field operations cost more than maintaining offices in the United States. Increased operation and security costs have taken a toll on TAF, considering its staff and offices in Asia. Yet, despite increased costs, TAF's program-to- operating-cost ratio has declined and TAF's negotiated indirect cost rate of 12.9 percent continues to be low, compared to other organizations.

THE ASIA FOUNDATION

Funds by Program Activity

($ in thousands)

Activities	FY 2009 Actual	FY 2010 Enacted	FY 2011 Request	Increase / Decrease
Asia Foundation Operation	**16,000**	**19,000**	**15,690**	**(3,310)**
Total	**16,000**	**19,000**	**15,690**	**(3,310)**

Funds by Object Class

($ in thousands)

	FY 2009 Actual	FY 2010 Enacted	FY 2011 Request	Increase / Decrease
4100 Grants, Subsidies & Contrb	**16,000**	**19,000**	**15,690**	**(3,310)**
Total	**16,000**	**19,000**	**15,690**	**(3,310)**

Proposed Appropriation Language

CENTER FOR MIDDLE EASTERN-WESTERN DIALOGUE TRUST FUND

For necessary expenses of the Center for Middle Eastern-Western Dialogue Trust Fund, the total amount of the interest and earnings accruing to such Fund on or before September 30, [2010**]***2011*, to remain available until expended. *(Department of State, Foreign Operations, and Related Programs Appropriations Act, 2010.)*

CENTER FOR MIDDLE EASTERN-WESTERN DIALOGUE

Resource Summary

($ in thousands)

Appropriations	FY 2009 Actual	FY 2010 Enacted	FY 2011 Request	Increase / Decrease
Funds	875	875	840	(35)

Program Description

The FY 2004 Consolidated Appropriations Act (P.L. 108-199) created the Center for Middle Eastern-Western Dialogue Trust Fund to support the operations of the Center. The Council of American Overseas Research Centers (CAORC), in collaboration with the State Department, was designated to oversee the Center's development and establishment.

The Center's mission is to promote dialogue between the United States and the nations of the Middle East, Turkey, North Africa, and Central, Southwest, and Southeast Asia, as well as other countries with predominantly Muslim populations in order to open channels of communication, deepen cross-cultural understanding, expand people-to-people contacts, generate new thinking on important international issues, and identify solutions.

Under the leadership of CAORC, the Center has organized conferences focused on universities and higher education through special colloquia on independent universities. It has also focused on U.S. study abroad in the Middle East, and quality assurance in higher education.

A two-part "Next generation" dialogue is bringing together emerging political, cultural, business and community leaders under age 40 from the United States and Egypt; the Caspian Sea and its neighbors; unity and diversity in Iraq; and the future of Afghanistan. The Center will actively serve as a bridge between Iranian and U.S. scholars and experts by including Iranian citizens in all of its conferences.

The Center's Board of Directors continues to identify potential partners in the United States and in the broader Middle East and North Africa region. The Board also makes recommendations for program activities and institutional management of the Center. CAORC will continue to report annually to the Congress on the Center's conferences and other activities. The Center will continue to develop programs of cooperative study, training, and research for students and scholars to exchange views and ideas.

The Center has conducted program activities in Istanbul while planning for a permanent office there. During FY 2008, the Center hired an in-country office director who is working toward the formal registration of the Center as an officially-recognized foreign organization operating in Turkey and will establish a permanent office in Istanbul.

Justification of Request

The FY 2011 budget seeks appropriation authority to spend $840,000 in estimated earnings of the Center for Middle Eastern-Western Dialogue Trust Fund. These funds will be used for operations of the Center.

CENTER FOR MIDDLE EASTERN-WESTERN DIALOGUE

Funds by Object Class

($ in thousands)

	FY 2009 Actual	FY 2010 Enacted	FY 2011 Request	Increase / Decrease
4100 Grants, Subsidies & Contrb	**875**	**875**	**840**	**(35)**
Total	**875**	**875**	**840**	**(35)**

This page intentionally left blank.

Proposed Appropriation Language

EISENHOWER EXCHANGE FELLOWSHIP PROGRAM

For necessary expenses of Eisenhower Exchange Fellowships, Incorporated, as authorized by sections 4 and 5 of the Eisenhower Exchange Fellowship Act of 1990 (20 U.S.C. 5204-5205), all interest and earnings accruing to the Eisenhower Exchange Fellowship Program Trust Fund on or before September 30, [2009] *2010*, to remain available until expended: *Provided*, That none of the funds appropriated herein shall be used to pay any salary or other compensation, or to enter into any contract providing for the payment thereof, in excess of the rate authorized by 5 U.S.C. 5376; or for purposes which are not in accordance with OMB Circulars A-110 (Uniform Administrative Requirements) and A-122 (Cost Principles for Non-profit Organizations), including the restrictions on compensation for personal services.

EISENHOWER EXCHANGE FELLOWSHIP PROGRAM

Resource Summary

($ in thousands)

Appropriations	FY 2009 Actual	FY 2010 Enacted	FY 2011 Request	Increase / Decrease
Funds	500	500	500	0

Program Description

The Eisenhower Exchange Fellowship Program (EEF) was created in 1953 to honor President Eisenhower. The Eisenhower Exchange Fellowship Act of 1990 (P.L. 101-454) authorized a permanent endowment and trust fund for the program.

The 1992 Department of State and Related Agencies Appropriations Act provided $5 million to establish the permanent endowment and authorized the interest and earnings to Eisenhower Exchanges Fellowships, Inc. The FY 1995 Department of State and Related Agencies Appropriations Act made an additional payment of $2.5 million to the endowment.

The program brings outstanding professionals who are rising leaders in their countries to the United States and sends American counterparts abroad with a custom-designed program for each participant. EEF consists of these major components:

- Multi-Nation Program – Provides two-month U.S. fellowships for an Eisenhower Fellow from up to 27 countries;
- Single Region or Common Interest Program – Provides two-month U.S. fellowships for 20 to 25 fellows representing a range of professions from a single geographic region or profession;
- USA Program – Sends 10 to 15 Americans abroad, for one to two months, to countries where their fields can be enriched by persons, organizations, and institutions encountered; and
- Eisenhower Fellowships Network – Links alumni Fellows worldwide, enabling fellows to collaborate on projects, extend and strengthen relationships, and develop international links. Approximately 1,700 men and women from over 100 countries have joined the ranks of Eisenhower Fellows since 1953, a significant percentage of whom remain actively engaged in the Eisenhower Fellowships Network.

EEF strengthens democratic development, opens markets, and increases global understanding by creating opportunities for emerging U.S. and foreign leaders to experience each other's societies and cultures directly and to work together on an ongoing basis in the interests of a more prosperous, just, and peaceful world.

Justification of Request

The FY 2011 request seeks appropriation authority to spend $500,000 in estimated interest earnings of the Eisenhower Exchange Fellowship Program Trust Fund. The funding will be applied to:

- Providing learning and networking opportunities for mid-career international and U.S. leaders in preparation for increasingly senior positions in government, business, and NGOs;

- Exposing these emerging leaders to best practices in building democratic institutions and free markets; and

- Advancing peace through the increased international dialogue, understanding, and collaboration that result from the fellowships and from an active global alumni leadership network.

Funds by Object Class

($ in thousands)

	FY 2009 Actual	FY 2010 Enacted	FY 2011 Request	Increase / Decrease
4100 Grants, Subsidies & Contrb	**500**	**500**	**500**	**0**
Total	**500**	**500**	**500**	**0**

This page intentionally left blank.

Proposed Appropriation Language

ISRAELI ARAB SCHOLARSHIP PROGRAM

For necessary expenses of the Israeli Arab Scholarship Program as authorized by section 214 of the Foreign Relations Authorization Act, Fiscal Years 1992 and 1993 (22 U.S.C. 2452), all interest and earnings accruing to the Israeli Arab Scholarship Fund on or before September 30, [2009] *2010*, to remain available until expended. *(Department of State, Foreign Operations and Related Programs Appropriations Act, 2009.)*

ISRAELI ARAB SCHOLARSHIP PROGRAM

Resource Summary

($ in thousands)

Appropriations	FY 2009 Actual	FY 2010 Enacted	FY 2011 Request	Increase / Decrease
Funds	177	375	375	0

Program Description

The Israeli Arab Scholarship Program (IASP) funds scholarships for Israeli Arabs to attend institutions of higher education in the United States. This program was authorized by Section 214 of the Foreign Relations Authorization Act, Fiscal Years 1992 and 1993 (P.L. 102-138). A permanent endowment of $4,978,500 was established in 1992 with funds made available under Section 556(b) of the Foreign Operations, Export Financing, and Related Programs Appropriations Act of 1990 (as amended by Section 551 of the Foreign Operations, Export Financing, and Related Programs Appropriation Act, 1991).

IASP funds are invested only in interest-bearing obligations of the United States or in obligations guaranteed by the United States Government as to both principal and interest. The interest from such investments is credited to the fund and made available subject to annual appropriations to carry out the scholarship program.

Justification of Request

The FY 2011 request seeks authority to spend $375,000 in estimated interest earnings of the Israeli Arab Scholarship Fund. The funding will be applied to provide educational opportunities for Israeli Arab students to study and conduct research in the United States and to advance peace through international understanding.

Funds by Object Class

($ in thousands)

	FY 2009 Actual	FY 2010 Enacted	FY 2011 Request	Increase / Decrease
4100 Grants, Subsidies & Contrb	**177**	**375**	**375**	**0**
Total	**177**	**375**	**375**	**0**

Proposed Appropriation Language

EAST-WEST CENTER

To enable the Secretary of State to provide for carrying out the provisions of the Center for Cultural and Technical Interchange Between East and West Act of 1960, by grant to the Center for Cultural and Technical Interchange Between East and West in the State of Hawaii, **[**$23,000,000**]***$11,400,000*: *Provided*, That none of the funds appropriated herein shall be used to pay any salary, or enter into any contract providing for the payment thereof, in excess of the rate authorized by 5 U.S.C. 5376. *(Department of State, Foreign Operations, and Related Programs Appropriations Act, 2010.)*

EAST-WEST CENTER

Resource Summary

($ in thousands)

Appropriations	FY 2009 Actual	FY 2010 Enacted	FY 2011 Request	Increase / Decrease
Funds	21,000	23,000	11,400	(11,600)

Program Description

Congress established the East-West Center (EWC) as a national educational and research organization to promote U.S.-Asia Pacific understanding and relations through cooperative study, training and research. During its 50 years, the Center has been a premier U.S. public diplomacy activity, well-known throughout Asia and the Pacific, and with more than 55,000 individuals involved in its programs. These programs, which are typically multinational and interactive, bring Americans and counterparts from the region for policy-oriented study, research and exchange on critical issues of mutual importance, including regional security, terrorism, good governance, economic development, family and social issues, health, education, rule of law, environmental protection, and resource needs. Complementing the Department's own directly administered programs, the Center gives special attention to "communicators" who shape public and governmental views in their respective countries– politicians and policymakers, journalists, educators, and younger leaders. In the post-September 11 era, the Center has placed greater emphasis on the issues of homeland security, internal conflict in Asia, terrorism, educational policy, and outreach to Muslim populations.

The Center also works to prepare Americans for an era of deeper engagement with the Asia Pacific region through the development of Asian studies in over 500 U.S. colleges, including community colleges and minority serving institutions. The Center's professional alumni network extends its outreach through approximately 50 alumni chapters. Once almost entirely government-funded, the Center continues to develop competitive, self-funded, private sector oriented activities consistent with its public mission.

Research Program

East-West Center research activities are multinational and collaborative in nature, involving experts and institutions from the United States and throughout the Asia Pacific region. The Center recognizes that the most urgent regional problems are also global challenges and seeks to address U.S.-Asia Pacific partnerships in a global context. The Research Program is organized into four broad study areas: politics, governance and security; economics; environmental change, vulnerability and governance; and population and health. Themes explored by resident and visiting fellows change depending on research and policy needs.

East-West Center in Washington

East-West Center in Washington supports the Center's overall mission through direct work with U.S. policymakers and opinion leaders in the nation's capital. It facilitates understanding of the U.S. policy process by Asia Pacific participants through direct interaction with U.S. policymakers. Research and seminar activities address U.S. national interests by focusing on internal conflict and conflict resolution in East, Southeast, and South Asia, areas where internal conflict can spill over into international terrorism. An important contribution has been a project (Asia Matters to America) demonstrating how Asia Pacific matters to U.S. communities by collecting data on trade, employment, census and other data at the community level. This is now being complemented by research showing how America matters to major Asian economies. The U.S. Asia Pacific Council promotes active U.S. participation in the leading academic and business networks in the Asia Pacific region and provides a key support base for the Asia Pacific Economic Cooperation (APEC) processes.

Pacific Islands Development Program

The Pacific Islands Development Program (PIDP) is a unique partnership between the East-West Center and the Pacific Island governments, organized to provide policy analysis and research information to the Pacific Island Leaders in their collective efforts to achieve the desired development goals. The heads of state/government play a direct role in shaping the PIDP agenda through regular meetings of the Pacific Island Conference of Leaders (PICL) organized by the East-West Center. Two PICL meetings have included participation by the U.S. President.

Education

The Center offers educational opportunities for future leaders in the Asia Pacific region and the U.S. in an era of increased social, economic and technological interdependence. Graduate degree scholarships and certificate programs prepare students and professionals to address the challenges and complexities of the world's most dynamic region. Undergraduate degree scholarships build and strengthen the base of future leaders in East Timor and the South Pacific. In FY 2008, 508 students from multiple countries across the Asia Pacific region and U.S., as well as Canada, Latin America, Central Asia, Europe, Africa and the Middle East, took part in EWC education programs. The Education Program is extremely successful in leveraging appropriated dollars with other federal and non-federal dollars in carrying out its activities. For every appropriated dollar allocated to this Program, an additional $0.90 is raised supporting student scholarships and educational professional development activities.

Seminars

Seminar programs provide short-term educational experiences for policymakers, professionals and scholars from Asia, the Pacific and the United States seeking greater understanding of the issues and challenges facing the region. The EWC provides a meeting place where professionals, specialists and emerging leaders discuss regional issues and build relationships with their counterparts. By facilitating peer-to-peer engagement in a collegial setting, the Center is a catalyst for regional cooperation. The Center has expanded its journalist programs substantially, including recent additions of a program involving U.S. journalists and journalists from Asian Muslim nations, a North Pacific program (journalists from U.S., Japan, China, and Korea), and a biannual Asia-Pacific Journalist Conference of more than 200 professional journalists.

External Affairs

The External Affairs Office is broadly responsible for the Center's outreach effort. The Center has a vigorous national and regional outreach program to support its effort to become one of the leading catalysts for Asia Pacific community building. Activities include organizing public programs on freedom of the press and the importance of responsible media in the development of democracies; government, legislative and diplomatic relations; official visitor programming and briefings; arts programming; and an alumni office. Many alumni remain committed to the Center's mission and are now in leadership positions in government, business and education. The international alumni conferences occur every two years, with more than 500 alumni coming to each of the past two meetings in Vietnam (2006) and Indonesia (2008).

Program Direction, Administration and Overall Mission Support

Under this heading are grouped the activities and functions of the Board of Governors; the International Advisory Panel, which provides external guidance and evaluation of Center programs; the Office of the President, which provides the overall planning, coordination, and direction of the Center's programs, including fund-raising; and the Office of Administration, which provides personnel, fiscal, budget, computer systems and facilities management services for the Center.

EAST-WEST CENTER

Justification of Request

The FY 2011 request of $11,730,000 funds the Center for Cultural and Technical Interchange Between East and West.

In FY 2011, the East-West Center will continue to address the U.S. public purposes for which it was established and leverage support from other Federal sources, the private sector and foundations. At these funding levels, the Center expects to generate $8 million in FY 2010 and $5 million in FY 2011 from other sources. The Center projects that it will engage 1,720 participants in its activities in FY 2011.

Funds by Program Activitity

($ in thousands)

	FY 2009 Actual	FY 2010 Enacted	FY 2011 Request	Increase / Decrease
Public Diplomacy	**21,000**	**23,000**	**11,400**	**(11,600)**
Total	**21,000**	**23,000**	**11,400**	**(11,600)**

Funds by Object Class

($ in thousands)

	FY 2009 Actual	FY 2010 Enacted	FY 2011 Request	Increase / Decrease
4100 Grants, Subsidies & Contrb	**21,000**	**23,000**	**11,400**	**(11,600)**
Total	**21,000**	**23,000**	**11,400**	**(11,600)**

Proposed Appropriation Language

NATIONAL ENDOWMENT FOR DEMOCRACY

For grants made by the Department of State to the National Endowment for Democracy, as authorized by the National Endowment for Democracy Act, **[**$118,000,000**]***$105,000,000*, to remain available until expended**[**, of which $100,000,000 shall be allocated in the traditional and customary manner, including for the core institutes, and $18,000,000 shall be for democracy, human rights, and rule of law programs**]**: *Provided*, That the President of the National Endowment for Democracy shall provide to the Committees on Appropriations not later than 45 days after the date of enactment of this Act a report on the proposed uses of funds under this heading on a regional and country basis. *(Department of State, Foreign Operations, and Related Programs Appropriations Act, 2010.)*

NATIONAL ENDOWMENT FOR DEMOCRACY

Resource Summary

($ in thousands)

Appropriations	FY 2009 Actual	FY 2010 Enacted	FY 2011 Request	Increase / Decrease
Funds	115,000	118,000	105,000	(13,000)

Program Description

The National Endowment for Democracy (NED) is a non-profit organization, created in 1983 to strengthen democratic institutions around the world. Through its worldwide grants program, NED assists those abroad who are working to build democratic institutions and spread democratic values. The four institutes embedded in the core of NED's work – the American Center for International Labor Solidarity (ACILS), the Center for International Private Enterprise (CIPE), the International Republican Institute (IRI), and the National Democratic Institute (NDI) – represent public American institutions that work abroad in sectors that are critical to the development of democracy. In addition, NED support helps develop and fund key initiatives of nongovernmental organizations (NGOs) that foster independent media, human rights, and other essential democratic institutions, values and processes.

NED does not administer programs directly, but rather provides funding for numerous private groups and organizations. A bi-partisan Board of Directors makes funding decisions based on established criteria. NED functions with 137 staff members, who are responsible for program development and evaluation, grant management, financial oversight, research and outreach. Currently, NED operates under a provisional Negotiated Indirect Cost Recovery Agreement (NICRA) of 13 percent.

The Endowment's grants program, which funds programs in nearly 100 countries, is bolstered by the International Forum for Democratic Studies, a democracy research center that publishes the Journal of Democracy and administers the Reagan-Fascell Fellows Program, the World Movement for Democracy, a global hub for democracy networking and solidarity, and the Center for International Media Assistance, which strengthens media assistance abroad.

NED's program areas are:

Freedom of Information	Rule of Law	NGO Strengthening
Political Processes	Civic Education	Freedom of Association
Democratic Ideas and Values	Strengthen Political Institutions	Develop Market Economy
Human Rights	Accountability	Conflict Resolution

NED's program is guided by a strategy document which is revised every three to five years. The Endowment's current strategy document prioritizes five conceptual and operational categories incorporating the enormous regional, cultural and political diversity of the nearly 100 countries where NED is working: opening political space in authoritarian countries; aiding democrats and democratic processes in semi-authoritarian countries; helping new democracies succeed; building democracy after conflict; aiding democracy in the Muslim world.

NED also conducts extensive monitoring and evaluation, which ensures that project objectives are being met, grant regulations are being followed, and the support is helping to build the institutional capacity of grantees.

Justification of Request

The $105 million funding request for FY 2011 reflects a $5 million increase over President Obama's FY 2010 request of $100 million. The FY 2011 funding request will allow NED to continue and in some cases expand the strong grants program in priority countries, such as in China, Thailand, Pakistan, Afghanistan, Egypt, Somalia, Somaliland, Ethiopia, Uganda, and Central America, where democracy faces serious challenges.

In East Asia, NED will continue to focus primarily on China, including Tibet, Hong Kong, and North Korea. In South Asia, NED will continue to prioritize programming in Pakistan, and look to expand its efforts in Sri Lanka. In Southeast Asia, NED will continue a large Burma program but will also increase support for democracy in Thailand and the Philippines, and possibly Indonesia.

In Georgia, Kyrgyzstan, and Ukraine, NED will continue to help consolidate democracy by promoting human rights, freedom of information, and freedom of assembly while helping to prevent backsliding in these breakthrough countries. In Russia and Central Asia, NED will continue its efforts to guarantee the viability of civil society organizations, even in the face of increasing oppression. NED will maintain or reduce its modest program in the Balkans. Critical sectors will be human rights, interethnic reconciliation, historical understanding, freedom of information, NGO strengthening, political processes, accountability and rule of law.

In Latin America, NED priorities include Cuba, the Andean Region, Mexico and Central America. The 2011 elections in Peru and Nicaragua will likely require attention from many grantees, especially those working on civic education. In Cuba, NED will focus on the free flow of information and strengthening the capacity of civil society organizations and activists such as independent workers, journalists, educators, and Afro-Cubans. In the Andean Region, NED will focus on accountability, transparency and citizen participation. In Mexico and Central America, NED's priority will be good governance and defending freedom of expression.

In Africa, NED will continue substantial program activity in the priority countries of Democratic Republic of Congo, Sudan, and Nigeria, with a major focus on Somalia, Somaliland, Ethiopia, and Uganda. Funding will continue at a more modest level in Guinea, Chad, Kenya, and Sierra Leone. The NED Africa program will focus on the critical sectors of human rights monitoring, free flow of information, conflict resolution and good governance. Elections will occur in Liberia and Nigeria in 2011, and NED grants will include programs supporting free and fair elections, women's and youth political empowerment, political participation and civil rights.

In the Middle East and North Africa region, the most significant increases will be provided to grantees in Egypt and Afghanistan. In authoritarian countries such as Iran, Libya, Syria, Tunisia, Bahrain and Saudi Arabia, NED will assist activists in working in the available political space, and try to strengthen their institutional capacity. In Jordan, Morocco, Yemen, Turkey and Egypt, NED will increase its support to civic groups to enhance nascent political processes at the local and national levels, and help engage parliamentary committees and members of parliament with concerned civic groups. In war-torn countries such as Iraq, Afghanistan, Algeria, Lebanon, and

Palestine, NED will focus on civic education, human rights, capacity building, conflict resolution, and participation of women and youth.

Through networks, trainings, and exchanges, NED-supported multiregional and global programs will engage a broad range of groups, including grassroots activists, political parties, women, youth, entrepreneurs, and journalists. Projects will provide opportunities for these diverse groups not only to develop their skills, but also to share knowledge, experiences, and best practices with their peers, as well as to collaborate with one another to increase the reach and impact of their work. Many projects also will take advantage of the innovations in information communication technologies (ICTs) by utilizing these tools in advocacy campaigns, outreach efforts, and networking activities, enabling project participants to amplify their voices and remain engaged with other democracy activists and practitioners throughout the world.

Africa

($ in thousands)

	Positions		Total Funds	Increase/ Decrease
	American	FSN		
FY 2011 Request	0	0	**16,055**	**400**

The increase over FY 2009 and FY 2010 levels in Africa will be targeted to Somalia, Somaliland, Ethiopia, and Uganda.

Somalia and **Somaliland** will be a major focus of discretionary assistance. The continuing turmoil in Somalia is threatening the very survival of nearly half the population of the country, and independent journalists and human rights activists have become regular targets of threats and assassination. Despite the poor security environment and apparent hopelessness of the situation, courageous democrats continue the struggle to preserve some alternative vision for Somalia, and it is clearly central to NED's mission to support such efforts. Pockets of relative stability have emerged in areas such as Puntland, and conflict resolution and governance efforts at the local level could have some resonance nationally. Consolidation and expansion of these gains is also likely to make up a part of NED's Somali program. Somaliland, by contrast, has established a stable, functioning democratic government that could contribute to the resolution of the crisis in the south, but remains fragile, and the lack of independent radio remains a concern. Support for strengthening Somaliland's democratic institutions, free elections, and independent media will therefore be a NED priority.

Ethiopia poses a grave challenge to Africa's democratic development. New legislation is likely to reduce the political space for civil society organizations and the media. Opposition political parties have been crushed, and human rights violations are rampant, although rarely reported due to the government's tight control of the media. NED will work with its Ethiopian partners to reverse this trend, and Ethiopia should grow as a NED priority.

Uganda's government also has taken on an increasingly authoritarian trend, despite the restoration of a multi-party political system, and NED will continue support to some strategic Ugandan partners to expand political space, as well as to the National Democratic Institute for International Affairs' (NDI) and the International Republican Institute's (IRI) work with political parties and the legislature.

NATIONAL ENDOWMENT FOR DEMOCRACY

Asia

($ in thousands)

	Positions		Total Funds	Increase/ Decrease
	American	FSN		
FY 2011 Request	0	0	**19,397**	**2,850**

The increase over FY 2009 and FY 2010 requested levels in Asia will be targeted to Greater China, Thailand, and Pakistan.

In **China**, support for human-rights projects and independent media will remain necessary to expand political space. Support for the free flow of information will require NED to fund projects based outside China's "Great Firewall," working to circulate content created inside China. At the same time, NED will seek, despite the considerable logistical and political obstacles, to shift more of its resources into projects that address governance, transparency, accountability, and public participation issues from inside China. In the face of shrinking political space for independent NGOs and increasing government efforts to co-opt and control the NGO sector, NED will also focus on support for NGO strengthening. NED will maintain a focus on China's very challenging ethnic rights tensions, supporting human-rights documentation, public-policy discussion forums, and other projects opening space for political participation of Uyghurs, Mongols, and Tibetans.

NED will look to expand its efforts in **Thailand** in the areas of democracy and civic education, political party development, the protection of civil and political rights and the rule of law, and the strengthening of democratic institutions.

In **Pakistan**, with the view that expanding the space for democratic values, institutions, and processes is the only long term solution to combating extremism and intolerance and preventing the return of military rule, NED will look to support civil society efforts to engage the public, especially women, undereducated youth, and the poor about civic participation, fair election processes, and democratic norms. NED will also continue to provide assistance to human rights groups, including those focusing on labor and women's rights, civic education for disenfranchised groups, political party development, business associations and free-market advocacy, grassroots empowerment, civic associations, and independent media. NED will also look to expand the reach of its programs in the rural areas, where over 70 percent of Pakistanis live.

Middle East

($ in thousands)

	Positions		Total Funds	Increase/ Decrease
	American	FSN		
FY 2011 Request	0	0	**16,720**	**1,300**

The increase over FY 2009 and FY 2010 requested levels in the Middle East will be targeted to Afghanistan and Egypt.

In **Afghanistan**, NED will support programs designed to keep Afghans proactively engaged in political and civic processes; enhance civil society organizations' ability to organize and advocate; raise awareness through media and community organizations of the rights and obligations citizens have under the country's laws; and develop their appreciation for pluralism, equality, and peaceful dispute resolution. NED will pursue balanced levels of programmatic

activity throughout Afghanistan, ensuring equitable proportion both geographically and ethnically.

In Egypt, NED will focus its support on promoting citizen political participation, particularly on programs where beneficiaries can have a more direct impact such as at the local government or community level, or within specific professional sectors, or among youth who through familiarity with new technologies are capable of reaching out to greater numbers of citizens to promote democratic values.

Central & Eastern Europe

($ in thousands)

	Positions		Total Funds	Increase/ Decrease
	American	FSN		
FY 2011 Request	0	0	**5,486**	**-**

Funding in this region will be targeted to Serbia, Kosovo, Bosnia and crossborder initiatives.

In **Serbia and Kosovo**, the focus will be on assisting NGOs active in encouraging more young people to become involved in democratic processes and promoting interethnic cooperation and historic reconciliation; independent media providing objective information, and watchdog organizations working to temper corruption. NED continues to consider Bosnia a priority and will support programs fostering civic activism, respect for human rights, good governance, and the transparency and accountability of government institutions. NDI will continue a program promoting civil society advocacy and political party reform efforts. Utilizing the skills of long-time partners based in the graduated countries of Bulgaria, Croatia, Romania and Montenegro, NED will also support regional and crossborder programs in the fields of coalition building, anticorruption, transparency, youth participation, civic-political dialogue and NGO strengthening.

Independent States of the Former Soviet Union

($ in thousands)

	Positions		Total Funds	Increase/ Decrease
	American	FSN		
FY 2011 Request	0	0	**11,511**	**-**

The FY 2011 request level for Eurasia is consistent with funding levels in FY 2009 and FY 2010.

Latin America/Caribbean

($ in thousands)

	Positions		Total Funds	Increase/ Decrease
	American	FSN		
FY 2011 Request	0	0	**15,426**	**450**

The increase over FY 2009 and FY 2010 funding levels in Latin America/Caribbean will be targeted to Central America.

In **Guatemala,** NED will seek to improve the rule of law and citizen security, promote political participation for all sectors of the population, and help the government respond adeptly to the most pressing concerns of Guatemala's citizens.

In **Nicaragua**, NED supported programs will continue to support civic engagement in an increasingly divisive environment, and contribute to fostering open exchange of ideas and dialogue at the national and local levels.

Finally, in **El Salvador,** NED is planning to explore possibilities of supporting civil society organizations through its discretionary programs, focusing on issues such as improving rule of law and respect for human rights, increasing government transparency and accountability, and helping to bridge the country's political divisions.

Multiregional

($ in thousands)

	Positions		Total Funds	Increase/ Decrease
	American	FSN		
FY 2011 Request	0	0	**6,651**	**-**

The FY 2011 request level is consistent with funding levels in FY 2009 and FY 2010.

Democratic Activities

($ in thousands)

	Positions		Total Funds	Increase/ Decrease
	American	FSN		
FY 2011 Request	0	0	**2,250**	**-**

The FY 2011 request level is consistent with funding levels in FY 2009 and FY 2010.

Administration

($ in thousands)

	Positions		Total Funds	Increase/ Decrease
	American	FSN		
FY 2011 Request	0	0	**11,504**	**-**

NED's current provisional indirect cost rate, negotiated with the Department of State, is 13 percent. The indirect cost rate covers NED's expenses associated with NED's salaries and benefits, travel, office space costs, communications costs, and other costs to administer its grants program. This includes the costs associated with selecting grantees, negotiating awards, processing payments to grantees, carefully monitoring the grantees' progress, assuring that program objectives are met and grant terms and conditions are observed, evaluating and auditing the programs, resolving any issues that arise, preparing financial reports to donors and ultimately, closing out the awards.

Through networks, trainings, and exchanges, NED-supported multiregional and global programs will engage a broad range of groups, including grassroots activists, political parties, women,

youth, entrepreneurs, and journalists. Projects will provide opportunities for these diverse groups not only to develop their skills, but also to share knowledge, experiences, and best practices with their peers, as well as to collaborate with one another to increase the reach and impact of their work. Many projects also will take advantage of the innovations in information communication technologies (ICTs) by utilizing these tools in advocacy campaigns, outreach efforts, and networking activities, enabling project participants to amplify their voices and remain engaged with other democracy activists and practitioners throughout the world.

Funds by Program Activity

($ in thousands)

	FY 2009 Actual	FY 2010 Enacted	FY 2011 Request	Increase / Decrease
Administration	**13,230**	**11,504**	**16,504**	**5,000**
Africa	**18,605**	**15,655**	**15,655**	**0**
Asia	**22,530**	**16,547**	**16,547**	**0**
Central & Eastern Europe	**5,111**	**5,486**	**5,486**	**0**
Democratic Activities	**4,147**	**2,250**	**2,250**	**0**
Eurasia	**11,320**	**11,511**	**11,511**	**0**
Latin America/Caribbean	**14,262**	**14,976**	**14,976**	**0**
Middle East/North Africa	**17,821**	**15,420**	**15,420**	**0**
Multiregional	**7,974**	**24,651**	**6,651**	**(18,000)**
Total	**115,000**	**118,000**	**105,000**	**(13,000)**

Funds by Object Class

($ in thousands)

	FY 2009 Actual	FY 2010 Enacted	FY 2011 Request	Increase / Decrease
4100 Grants, Subsidies & Contrb	**115,000**	**118,000**	**105,000**	**(13,000)**
Total	**115,000**	**118,000**	**105,000**	**(13,000)**

Proposed Appropriation Language

ADMINISTRATION OF FOREIGN AFFAIRS

Diplomatic and Consular Programs

For an additional amount for "Diplomatic and Consular Programs", $1,807,000,000, to remain available until September 30, 2011: Provided, That the Secretary of State may transfer up to $149,500,000 of the total funds made available under this heading to any other appropriation of any department or agency of the United States, upon concurrence of the head of such department or agency, to support operations in and assistance for Afghanistan and Pakistan and to carry out the provisions of the Foreign Assistance Act of 1961: Provided further, That up to $527,000,000 of the funds made available under this heading shall remain available until expended for planning, acquisition, and construction of permanent facilities for diplomatic and consular activities in Iraq.

DEPARTMENT OF STATE

OTHER ADMINISTRATION OF FOREIGN AFFAIRS

Office of Inspector General

For an additional amount for "Office of Inspector General", $17,000,000, to remain available until expended, of which $14,000,000 is for the Special Inspector General for Afghanistan Reconstruction for reconstruction oversight.

FY 2010 SUPPLEMENTAL FUNDING REQUESTS

Resource Summary

($ in thousands)

Appropriations	FY 2009 Actual (1)	FY 2010 Enacted	FY 2010 Supplemental	FY 2010 Total	FY 2011 Request (2)
Diplomatic and Consular Programs	1,939,644	1,653,073	1,807,000	3,460,073	2,642,797
Iraq Operations	1,506,913	1,121,641	1,570,000	2,691,641	1,787,100
Afghanistan and Pakistan Operations	432,731	531,432	237,000	768,432	855,697
Department of State - Office of the Inspector General	65,421	54,000	3,000	57,000	62,740
Special Inspector General for Afghanistan Reconstruction	12,201	23,000	14,000	37,000	35,287

(1) FY 2009 total includes $336.0 million for Iraq Operations and $25.0 million for Afghanistan Operations in FY 2010 forward funding provided by the Supplemental Appropriations Act, 2009 (P.L. 111-32)

(2) FY 2011 Request column excludes FY 2010 Supplemental request

This supplemental request is necessary to cover the Department's cost of operating in Iraq, Afghanistan, and Pakistan. Furthermore, these funds are required by the Office of the Inspector General and the Special Inspector General for Afghanistan Reconstruction for oversight activities.

FY 2010 SUPPLEMENTAL FUNDING REQUESTS

Resource Summary

($ in thousands)

Appropriations	FY 2009 Actual (1)	FY 2010 Enacted	FY 2010 Supplemental	FY 2010 Total	FY 2011 Request (2)
Diplomatic and Consular Programs	1,939,644	1,653,073	1,807,000	3,460,073	2,642,797
Iraq Operations	1,506,913	1,121,641	1,570,000	2,691,641	1,787,100
Afghanistan and Pakistan Operations	432,731	531,432	237,000	768,432	855,697

(1) FY 2009 total includes $336.0 million for Iraq Operations and $25.0 million for Afghanistan Operations in FY 2010 forward funding provided by the Supplemental Appropriations Act, 2009 (P.L. 111-32)
(2) FY 2011 Request column excludes FY 2010 Supplemental request

Diplomatic and Consular Programs: $1,807,000,000 including 642 Positions

This Supplemental Budget provides $1,807.0 million for Diplomatic and Consular Programs, including 642 temporary and permanent positions, as follows:

- $1,570.0 million for the U.S. Mission in Iraq to transition Provincial Reconstruction Teams to the enduring provincial presence under Chief of Mission authority in 2012.

$237.0 million for costs associated with expanding the civilian activities of the U.S. Missions in Afghanistan ($211 million) and Pakistan ($26 million).

FY 2010 SUPPLEMENTAL FUNDING REQUESTS

IRAQ
Resource Summary
($ in thousands)

Appropriations	FY 2009 Actual (2)	FY 2010 Enacted	FY 2010 Supplemental	FY 2010 Total	FY 2011 Request (3)
Positions (1)	590	535	129	664	483
Diplomatic and Consular Programs – Iraq Operations	1,506,913	1,121,641	1,570,000	2,691,641	1,787,100

(1) Includes inter-agency and temporary hires
(2) FY 2009 total for Iraq includes $336.0 million in FY 2010 forward funding provided by the Supplemental Appropriations Act, 2009 (P.L. 111-32)
(3) FY 2011 Request column excludes FY 2010 Supplemental request

Overview

The U.S. mission to Iraq will cross a major threshold in 2011 when all U.S. combat forces will withdraw from Iraq. This will represent a milestone in Iraq's transition towards becoming a more secure, stable, and self-reliant partner. The planned reduction in U.S. forces prompted a thorough review of the U.S. civilian presence outside of Baghdad, balancing the need for ongoing U.S. engagement to bolster political and economic progress within the constraints resulting from the reduction in logistical and security support currently provided by U.S. military forces. This evolving footprint is also being coordinated with new security assistance programs to be implemented by the Department and DOD.

In October, the Administration concluded that U.S. objectives could be effectively met through the establishment of two consulates and three temporary Provincial Diplomatic Teams (PDT) to be managed by the Department. U.S. presence and personnel in these critical provinces enable diplomatic and mediation activities to mitigate ethno-sectarian conflict, to minimize the risk of instability, and to seize strategic policy opportunities. The consulates would be located in Basrah and in northern Iraq, using existing Provincial Reconstruction Team (PRT) infrastructure until more permanent facilities are constructed. The PDTs would be located along the Arab-Kurd fault line of Kirkuk, Ninewa, and Diyala, preferably using existing PRT locations with appropriate modifications to provide continued support and security. In addition to these five locations, the Department and USAID will also provide staff for two U.S. Forces-Iraq (USF-I) managed PRTs that will remain in Najaf and Anbar through December 2011.

The Department's transition planning also incorporates the operational platform required to support the long-term security relationship with Iraq, including the Bureau of International Narcotics Control and Law Enforcement's (INL) assumption of the police training mission and a robust Office of Security Cooperation (OSC) to be established by DOD. INL, funded through Foreign Assistance resources, and OSC personnel will be incorporated into the security and support requirements for all Chief of Mission personnel and will be co-located at selected sites where feasible.

The following FY 2010 Supplemental Budget Request includes resources that are in addition to the pending FY 2011 Budget that will be required to begin the significant transition from the current PRT structure to the new, enduring provincial presence. Some of the planned staffing reductions originally anticipated in 2011 as part of the PRT closure schedule will need to be retained in order to support these efforts.

Program Description

Mission Operations

The Supplemental Budget Request for U.S. Mission operations is $1,570.0 million for Diplomatic and Consular Programs to provide for the additional personnel, infrastructure, support, and security required to transition to the enduring provincial presence under Chief of Mission (COM) authority in 2012. The most significant costs are driven by transitioning from the current provincial 'footprint' of 16 PRTs, under which most logistical and security costs are shared by DOD, to a more compact footprint that will be largely funded by State after May 2011. Based on current planning assumptions, the requested funds will support diplomatic and development personnel at two consulates, three DOS-managed PDTs, and two interim DOD PRTs. Support and operational costs for INL and DOD/OSC security assistance programs are being requested through appropriate Foreign Operations accounts.

Justification of Request

The supplemental request includes funding required over FY 2010 and FY 2011 to transition five existing PRTs into two consulates and three PDTs, incorporating revised staffing patterns proposed by the Embassy, making necessary security and infrastructure upgrades required by DOD's departure, and providing for projected construction costs for two permanent consulates. These amounts represent incremental changes from the mission platform supported by the FY 2010 Budget and are contingent upon Iraqi concurrence with continued occupancy of existing locations. Projected costs for FY 2010 total $246.5 million and projected costs for FY 2011 total $1,351.5 million. No significant net cost-savings are currently attributed to the 11 PRTs slated to be closed in 2011 due to the unpredictability of phase-out and consolidation costs.

PRT Operations/Provincial Presence: $307,829,000

Salaries: $12,043,000
The request reflects salary and benefit costs for approximately 60 U.S. Direct Hires at the five enduring presence posts (EPPs) that were assumed to be part of staffing reductions in earlier planning scenarios, as well as travel costs and reimbursement to other USG civilian agencies.

Facilities Infrastructure Transition and Upgrade: $30,000,000
Four of the five locations are co-located on much larger DOD or Iraqi bases, greatly relying on the installed infrastructure for utilities, storage, housing, dining, and other life support. Even assuming COM personnel will remain at these existing locations through 2012, there will be transition costs associated with consolidating support facilities within a smaller security footprint. These funds are required in order to synchronize with DOD transition efforts and ensure completion by May 2011.

Furnishings and Equipment: $5,000,000
While existing and surplus DOD equipment will be utilized to the maximum extent possible, the expansion of offices and housing will require additional furniture and equipment.

IT Infrastructure & Equipment: $34,000,000
As the existing PRTs are heavily reliant on DOD for IT assets and communication support, the transition will require the establishment of unclassified and classified systems at each of the sites managed by the Department.

PDT Site Development, Mitigation, and Construction: $216,788,000
The request includes funds allowing for site development, mitigation, and construction of temporary compound facilities at Diyala and Kirkuk, as well as the creation of office space and housing for U.S. Direct Hire and guard forces. This reflects an Embassy Baghdad assessment of the existing PRT facilities' suitability for use as PDTs over the next few years. The assessment of Kirkuk determined that the current facility is adjacent to a sensitive religious site which the government of Iraq has requested be reopened to public access, making medium-term occupancy of the current site by U.S. Mission personnel untenable. The infrastructure of the Diyala PRT is in extremely poor condition; it lacks adequate housing, has unreliable water/sewerage service, and is subject to periodic flooding. The requested funds will cover the relocation and construction of appropriate temporary facilities at the nearest available site.

Leases: $4,517,000
In order to cover the short-term leasing of offices, housing, and other properties owned by the government of Iraq, an additional $4,517,000 will be required during the transition.

Support Costs: $5,481,000
Additional funds will be required in order to ensure that the necessary life support services will be available; including maintenance, medical, and IT/other contract support costs.

Consulate Site Development and Construction: $526,841,000

While the current facility at Basrah and a northern Iraq location will provide adequate interim facilities for the new consulates, they do not meet full Bureau of Diplomatic Security (DS) and Bureau of Overseas Buildings Operations (OBO) standards for permanent consulates that will have approximately 120 U.S. Direct Hire and locally employed staff with additional security guards on-site. The estimate assumes that consulate sites will be provided at no cost by the Government of Iraq. Desk count estimates include the Department, USAID, USDA, and Department of Commerce personnel. These costs are subject to refinement based on post and OBO site reviews with a projected completion timeframe of 3-4 years. Therefore, the Department is requesting up to $526.8 million be made available until expended in order to accommodate any refinements and for the projected timeframes. The INL police program, funded through INCLE, will be administered from separate, temporary offices in close proximity.

Provincial Presence Security: $735,330,000

Presently, U.S. military forces provide physical and movement security at PRT locations. Beginning in FY 2011, DS will assume responsibility for physical and technical security and for static and movement security at five enduring presence locations, two consulates and three PDT facilities. The requested amount is in addition to PRT security funding requested for ongoing operations in the FY 2011 budget.

Physical Security Programs: $109,740,000
The request covers increases in five categories for protection of U.S. direct-hire and contract personnel under COM authority as well as for man-camps to house the increased number of guards. Security-related equipment such as electronic countermeasures and technical security system installations in buildings, armored vehicles, and infrastructure such as overhead cover, access controls, and guard towers will be required to protect against improvised explosive devices and direct and indirect fire.

Overseas Protective Operations: $581,842,000
Presently, the U.S. military provides static and movement security for most existing PRT locations. Beginning in FY 2011, DS will be responsible for providing protective security details and static guards at the five successor EPP locations. The request covers static security guards and PSD movement

security at two consulates and three PDT facilities and also includes the costs of aviation support for the five locations and additional staff to provide contract oversight.

Regional Security Office Operations: $34,355,000 including 69 Positions
Request includes funding for 69 additional security-related positions to support two consulates and three PDT locations at $22.4 million; security-related equipment and maintenance to support Regional Security Office operations at five EPP locations at $5.0 million; and expansion of aviation infrastructure facilities in Tallil and Kirkuk to support EPP locations at $7.0 million.

Personnel Security and Suitability: $9,393,000
The requested increase will fund investigations required in connection with security clearance and public trust determinations for additional Department applicants and employees, for large increases in contract employees and for investigations on behalf of other USG agencies.

FY 2010 SUPPLEMENTAL FUNDING REQUESTS

AFGHANISTAN AND PAKISTAN

Resource Summary

($ in thousands)

Appropriations	FY 2009 Actual (2)	FY 2010 Enacted	FY 2010 Supplemental	FY 2010 Total	FY 2011 Request (3)
Afghanistan Positions (1)	356	764	457	1,221	870
Afghanistan Operations	367,586	485,595	211,000	696,595	754,123
Pakistan Positions (1)	47	47	56	103	71
Pakistan Operations	65,145	45,837	26,000	71,837	101,574

(1) Includes inter-agency and temporary hires
(2) FY 2009 total for Afghanistan includes $25.0 million in FY 2010 forward funding provided by the Supplemental Appropriations Act, 2009 (P.L. 111-32)
(3) FY 2011 Request column excludes FY 2010 Supplemental request

Overview

The insurgency in Afghanistan and parts of Pakistan is a fundamental threat to U.S. strategic interests. Disrupting, dismantling, and defeating al-Qaeda in Afghanistan and Pakistan as well as eliminating its safe havens are top foreign policy priorities. The Administration's strategy to achieve this goal in Afghanistan is to promote a more capable, accountable, and effective Afghan government that serves its people by generating economic opportunities and can function with limited international support. In Pakistan, the strategy is to stabilize the government through macroeconomic reforms, promote private sector growth to lay the foundations for long-term economic stability and sustainable growth, and further develop their security capabilities. The resources identified in the supplemental request are essential to this effort.

Program Description

Afghanistan and Pakistan: Indispensable to Regional Security and Stability
The threat posed by al-Qaeda to the U.S. and its allies, especially that of extremists capturing fissile materials, is very real. With U.S. assistance, these two countries can act to counter these threats. The Administration's comprehensive strategy for Afghanistan and Pakistan will promote more capable, accountable, and effective governments. In Afghanistan, the U.S. will work with the government to develop increasingly self-reliant security forces that can lead independent counter-insurgency and counterterrorism operations. In Pakistan, the U.S. will work with the democratic government to increase the security forces' ability to fight extremists and terrorism. The U.S. will assist the Pakistani government and people in maintaining a constitutional government and growing an economy that provides real opportunity for its people.

The significant increase in the non-military foreign assistance request for Afghanistan and Pakistan will promote these objectives. As Secretary Clinton has stated, "The goal requires a balanced approach that entails expanding civilian efforts and ensuring that the strategy is fully integrated and adequately resourced."

The requested resources will be used to fund operations and provide the personnel needed to increase support for sub-national governance capacity building through the Provincial Reconstruction Teams and District Support Teams; will accelerate the efforts to achieve self-reliant ministries that provide services

to the Afghan people; and will increase support for rule of law, agriculture and economic growth programs.

In Pakistan, the U.S. is increasing resources to support personnel and efforts focusing on enhancing the capacity of the Pakistani military, civilian law enforcement entities, and investigative agencies engaged in counter-insurgency activities; to make long-term investments in Pakistan's people and their democratically elected government through targeted humanitarian assistance and economic relief; to increase the effectiveness of democracy, governance, and rule of law programs; and to increase funding for agriculture, infrastructure, economic growth, and education to promote a modern, moderate society that offers economic opportunity for its citizens, particularly its youth.

In both countries, the U.S. will implement an enhanced strategic communications plan to counter terrorist disinformation and promote tolerance, critical thinking and an open society. As Secretary Clinton stated, "We are being out-communicated by the Taliban and al-Qaida, and we must create the space for moderate voices and make accurate information available."

Justification of Request

Afghanistan

Increase Diplomatic Presence: $211,000,000 including 457 Positions
The supplemental request includes funding to support up to 212 new U.S. Direct Hires to work at the district level throughout Afghanistan through the end of FY 2011 and startup funding to hire an additional 245 personnel for expanded diplomatic and development activities with ministries in Kabul and in provinces (PRTs) in support of the goals outlined in the President's Afghanistan strategy. Of the 212 new district-oriented positions, as many as 200 will be deployed to the field to create district support teams making an immediate impact on the local populace by mitigating Taliban and al-Qaida influence.

As part of a whole-of-government approach to achieving the Administration's Afghanistan strategy, civilians will be drawn from DOS, USAID, USDA, and other agencies to provide vital expertise in specialized skill areas. The Department will transfer necessary funding to agencies as done with previously requested funds. The civilians will live and work at either existing or newly established bases, often requiring additional infrastructure. Approximately one Locally Employed Staff (LES) will be hired for each U.S. civilian in the field, providing critical local expertise or administrative support.

Pakistan

Increase Diplomatic Presence: $26,000,000 including 56 Positions
The positions funded by this request will enable the U.S. Mission to better manage and support the increased military and economic assistance that is being provided after years of sanctions. They also reflect a recognition of the importance of expanding U.S. presence in the key provincial capitals of Lahore, Karachi, and Peshawar. More robust staffing in the provincial capitals will enhance outreach and strengthen our ability to implement programs at the provincial and local levels. Embassy Islamabad particularly needs management and logistical support personnel such as contracting officers, housing officers, and general services personnel to sustain rapid growth, to provide a satisfactory quality of life for employees, and to ensure that funding is managed effectively. The requested funding will also provide for increased hiring of LES, which has been historically insufficient.

FY 2010 SUPPLEMENTAL FUNDING REQUESTS

OFFICE OF THE INSPECTOR GENERAL

Resource Summary

($ in thousands)

Appropriations	FY 2009 Actual	FY 2010 Enacted	FY 2010 Supplemental	FY 2010 Total	FY 2011 Request (1)
Department of State Office of the Inspector General	65,421	54,000	3,000	57,000	62,740
Special Inspector General for Afghanistan Reconstruction	12,201	23,000	14,000	37,000	35,287

(1)Excludes FY 2010 Supplemental request

Office of the Inspector General: $3,000,000

The supplemental request includes $3 million to fund monitoring of Department activities in Afghanistan and Pakistan. The increase in State personnel and operations to support the President's Afghanistan strategy will also require greater oversight by the Office of the Inspector General's (OIG) Middle East Regional Office (MERO).

Special Inspector General for Afghanistan Reconstruction: $14,000,000

Due to the expanding requirements of the mission in Afghanistan, additional funding is needed for oversight activities. The supplemental request provides $14 million for SIGAR to partner with Afghan institutions to conduct extensive audits of the performance and capability of various Afghan government institutions at the national and provincial level to apply internal controls, mitigate risks of corruption, and improve accountability over increasing levels of U.S. and other donor funds. These funds support a program to reduce corruption and improve accountability of Afghan institutions.

This page intentionally left blank.

PERFORMANCE OVERVIEW AND ANALYSIS

This page intentionally left blank.

PERFORMANCE OVERVIEW AND ANALYSIS

Performance Summary

The Department of State is focused on "bending the curve" on the most critical challenges of our time – finding new ways to engage with other nations to resolve long-standing conflicts; to widen economic opportunity and promote economic progress to support and encourage democratic governments that protect the rights of and deliver results for their people; to strengthen the building blocks of strong societies, including health and education; to help lay the groundwork for a clean energy future; and to spread useful technologies so all people can benefit from the breakthroughs of the 21st century.

Advancing this ambitious foreign policy agenda requires a sustained focus on foreign affairs outcomes and global trends that are most meaningful to the interests of the United States. To achieve this, the State Department measures success not only by the merit of its efforts, but by the progress gained and results achieved in security and prosperity.

Figure 1: Performance Ratings FYs 2007-2009[1]

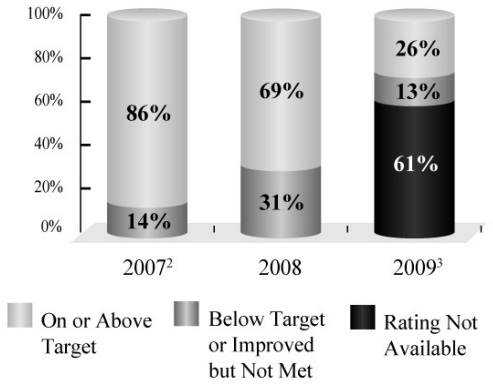

1. Data Sources: 2007 - Joint Highlights of Performance, Budget, and Financial Information, Fiscal Year 2007; 2008 - Citizens' Report, Fiscal Year 2008, Summary of Performance and Financial Results. Performance ratings calculated from performance data provided in Department reports at the time of publication. Indicator ratings for which result data were not yet available at the time of publication have been omitted.

2. The Department of State and USAID jointly reported indicators in the FY 2007 Joint Highlights Report. As a result, 2007 indicator ratings featured in this chart include USAID indicators. All other years include only Department of State indicators.

3. FY 2009 ratings are not available for indicators that are new or for which result data are not yet available. The Department will report ratings for Foreign Assistance indicators for programs managed by State and/or shared with USAID in the FY 2011 Foreign Operations Congressional Budget Justification and FY 2009 joint Summary of Performance and Financial Information report published in February 2010.

This section presents an overview of the Department's performance and resources allocated toward its Strategic Goals in support of the President's foreign policy priorities. It also highlights several illustrative indicators that tie directly to major budget and policy priorities of the Department and examines them in-depth. Finally, this section describes important changes in the Department's approach to performance management. These changes build on the Secretary's efforts to focus the Department on foreign affairs outcomes and leverage empirical evidence to set priorities and support better resource, policy, and planning decisions.

Performance indicators are featured throughout the main chapters of this budget justification. These 70 performance indicators constitute the FY 2011 Performance Plan and FY 2009 Performance Report. They show progress on five of the seven joint State-USAID Strategic Goals, which represent the majority of the State Operations budget. *Strategic Goal 3: Investing in People* and *Strategic Goal 5: Providing Humanitarian Assistance* are mainly supported by Foreign Assistance funding, and therefore are addressed in the Foreign Operations volume of the Department's Congressional Budget Justification.

Figure 1 (above) shows a summary of the Department's performance indicators' ratings for FYs 2007 - 2009. Please note, ratings are not yet available for new State Operations indicators for which targets have not yet been set. For this reason, indicators that did not have ratings at the time of publication are not included in this chart.

Our Approach to Performance Management

Performance management helps the Department of State weigh important planning, resource and policy decisions and provides accountability for State Operations resources. A high-level *Joint State/USAID*

Strategic Plan and Strategic Goal Framework consisting of seven Strategic Goals and 39 Strategic Priorities links policies, people, programs, processes, and budget and performance information to align activities worldwide. Department leadership, managers and staff worldwide use strategic planning and performance information to plan programs, focus activities on achieving the high-level Strategic Goals and Priorities, and set annual targets against which to assess performance (see Figure 2). At all levels of annual performance planning – mission, bureau, Department, and inter-agency – the Department conducts an inclusive, whole-of-government process to develop performance indicators that address current and emerging foreign policy challenges.

Changes in the Selection Criteria for Performance Indicators

Within this budget request, the Department features performance indicators that show the United States' progress in achieving key foreign affairs outcomes. The Department has adopted a new set of criteria for developing and selecting performance indicators that represents a change in the Department's general approach and thinking about the utility of performance measures. This shift to more "outcome-oriented" performance indicators has resulted in a largely new set of indicators designed to provide information that is more meaningful to Congress, the President, and the American public, and more useful internally in supporting budget, policy and planning decisions.

Figure 2: FY 2011 Indicators by Strategic Goal[1]

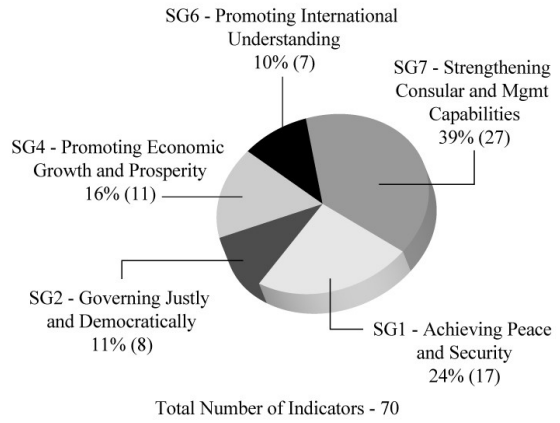

1. Indicators for Strategic Goal 3: Investing in People and Strategic Goal 5: Humanitarian Assistance are included in the Foreign Operations Congressional Budget Justification.

The FY 2011 State Operations performance indicators were selected because they: 1) show progress on the Department's Strategic Priorities set forth in the State and USAID Joint Strategic Plan; 2) link directly to new budget or policy priorities of the President and Secretary of State, or; 3) allow the Department to monitor trends and analyze outcomes achieved over many years as a result of United States foreign affairs efforts.

The Department also developed more quantitative measures of performance (see Figure 3) to increase the usefulness and reliability of the performance data. While many complex diplomatic issues lend themselves primarily to qualitative analysis, the Department has developed quantitative indicators whenever possible because they offer the opportunity to analyze important trends and examine empirical evidence when reviewing policy, planning strategy, and setting resource levels. To facilitate the shift to mainly quantitative measures, consultations were held with program managers and budget analysts throughout the Department to improve the quality of performance indicators and to better align indicators with resource trends and Strategic Priorities.

Figure 3: FY 2011 Quantitative and Qualitative Indicators

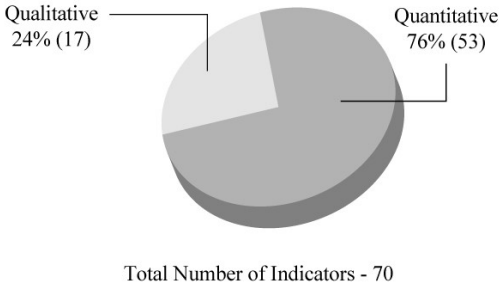

FY 2011 Budget Request by Strategic Goal

The FY 2011 State Operations budget request (see Figure 4) supports a large portion of the

PERFORMANCE OVERVIEW AND ANALYSIS

U.S. government civilian presence overseas and sustains critical functions, allowing for the effective conduct of U.S. diplomacy and development by civilian and military agencies at 264 diplomatic posts worldwide.

The largest proportions of the FY 2011 request support *Strategic Goal 1: Achieving Peace and Security* (26 percent) and *Strategic Goal 7: Strengthening Consular and Management Capabilities* (55 percent), which together account for over three- quarters of the Department's FY 2011 State Operations request (see Figure 5). Resources allocated to *Strategic Goal 7* create the enabling environment and establish and maintain the platform for bilateral and multilateral diplomacy to occur while providing services to American citizens traveling and living abroad.

Figure 4: Total Resources Supporting Strategic Goals[1]

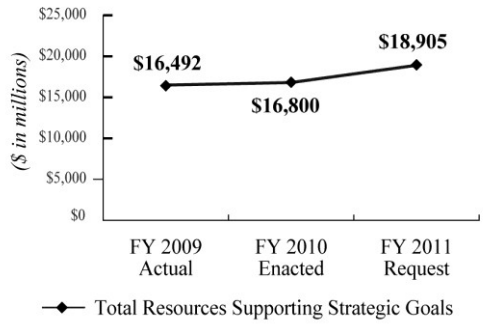

1. Resources allocated by strategic goal include all appropriated and fee-based funds, except Office of the Inspector General, International Commissions, Buying Power Maintenance, Foreign Service National Separation Liability Trust Fund Payment, and the Foreign Service Retirement and Disability Fund.

The largest percentage increases in the FY 2011 request are: *Strategic Goal 4: Promoting Economic Growth and Prosperity* (23 percent increase); *Strategic Goal 7: Strengthening Consular and Management Capabilities* (16 percent increase) and; *Strategic Goal 1: Achieving Peace and Security* (10 percent increase).

Figure 5: Resources Supporting Strategic Goals[1]

($ in millions)

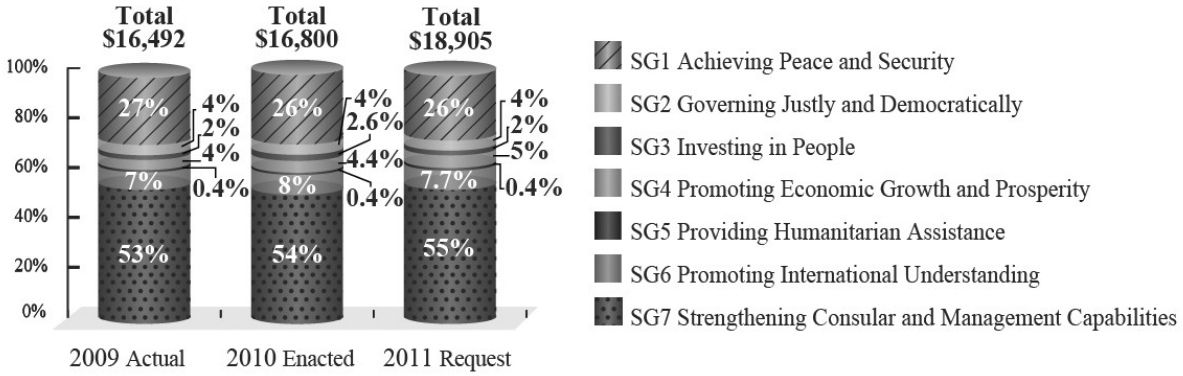

1. Resources allocated by strategic goal include all appropriated and fee-based funds, except Office of the Inspector General, International Commissions, Buying Power Maintenance, Foreign Service National Separation Liability Trust Fund Payment, and the Foreign Service Retirement and Disability Fund.

Analysis, Strategic Insight, and Key Takeaways

This section provides analysis of 10 illustrative indicators, organized by Strategic Goal and Strategic Priority, that link directly to major budget or policy priorities. A complete list of indicators and Strategic Priorities is available in the next section, *Summary of Performance Indicators and Resources Supporting Strategic Goals*. Detailed performance information is presented throughout the main chapters of this CBJ.

Strategic Goal 1: Achieving Peace and Security

Of the 17 indicators within Achieving Peace and Security, five met or exceeded targets while five did not meet targets (ratings are not available for seven indicators that are either new or for which current year data are not yet available). Of indicators for which bureaus did not reach targets, three involve nuclear nonproliferation goals in Iran and North Korea and two cover conflict prevention and response in Africa. The Department is allocating $4.8 billion toward this Strategic Goal in FY 2011, which is 25 percent of the total State Operations budget request (see Figure 6).

Analysis of Performance Trends

In the FY 2011 Request, the Department focuses the majority of its *Strategic Goal 1: Achieving Peace and Security* resources in Conflict Prevention, Mitigation, and Response (64 percent) and Counterterrorism (12 percent). A significant component of activities in Conflict Prevention is concentrated in peacekeeping operations in Africa and Near East Asia. Performance trends in this area show that peacekeeping ratings in Africa have declined in FY 2009, likely reflecting the increasingly difficult security, political, and economic environment in many parts of Africa. Ratings in Near East Asia, on the other hand, have remained above target (see Figure 7).

Figure 6: SG1 Budget FY 2009 - FY 2011



In Counterterrorism, the number of additional countries meeting Egmont Group Standards has increased slightly according to preliminary results of June 2009 (see Figure 8). The establishment of Financial Intelligence Units (FIUs) meeting Egmont Group standards indicates that governments are increasingly willing to share counterterrorism information and pass anti-terrorism finance legislation.

Strategic Priority: Conflict Prevention

FY 2011 Request: $3.1B; 64% of SG1 Budget

Illustrative Indicator

Figure 7: Peacekeeping Operations Ratings in Africa and Near East Asia

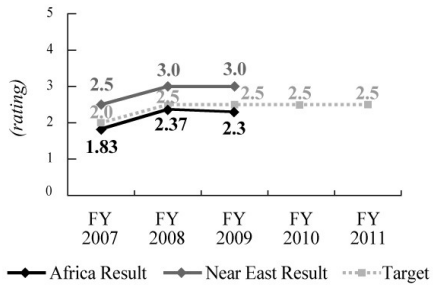

Source: Internal State Department Mission Reports, UN Secretary General Reports, UN Security Council Resolutions

Strategic Priority: Counterterrorism

FY 2011 Request: $581M; 12% of SG1 Budget

Illustrative Indicator

Figure 8: Number of NEA Countries Meeting Egmont Group Standards

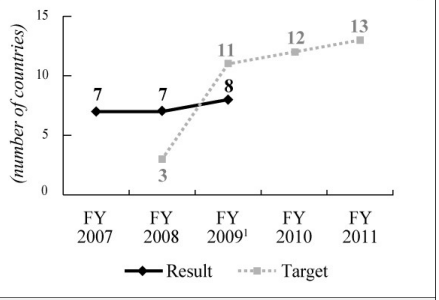

Source: Egmont Group

1. FY 2009 result is as of June, 2009.

PERFORMANCE OVERVIEW AND ANALYSIS

Strategic Goal 2: Governing Justly and Democratically
No ratings are available for the eight indicators featured in this Strategic Goal because they are new indicators, and targets were not set previously. The Department is allocating $789 million toward this Strategic Goal in FY 2011, which is 4 percent of the total State Operations budget request (see Figure 9).

Analysis of Performance Trends

Combating corruption, strengthening democracy through civil society organizations, and encouraging nations to be democratic and responsible members of the world community are key long-term priorities for the Department. FY 2007 and 2008 results show positive trends in civil liberties and good governance in non-democratic countries and countries in transition to a full democracy. The percentage of countries showing improved civil liberties ratings increased to 12 percent in FY 2008, from 4 percent in FY 2007 (see Figure 10). Likewise, the percentage of countries with improved government ratings according to the World Bank jumped to 10 percent in FY 2008 from 6 percent in FY 2007. FY 2009 results for both indicators are expected in mid-2010 (see Figure 11).

Figure 9: SG2 Budget FY 2009 - FY 2011

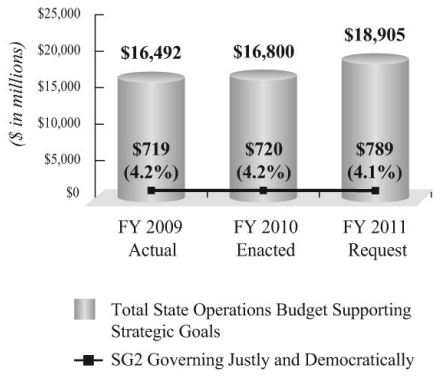

Strategic Priority: Rule of Law and Human Rights
FY 2011 Request: $438M; 55% of SG2 Budget

Illustrative Indicator

Figure 10: Percent of Countries with Improved Civil Liberties Ratings

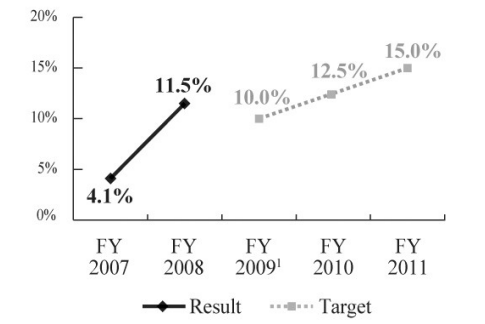

Source: Freedom House, Freedom of the World Report, 2009
1. Data Available June 2010.

Strategic Priority: Good Governance
FY 2011 Request: $154M; 10% of SG2 Budget

Illustrative Indicator

Figure 11: Percent of Countries with Improved Governance Ratings

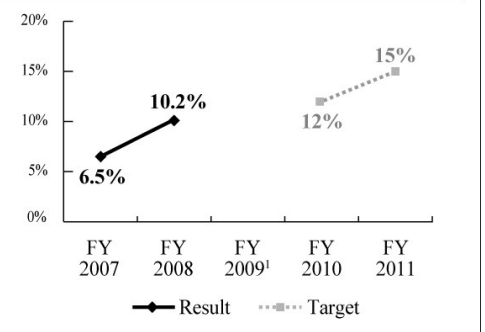

Source: World Bank Governance Indicators, 1996 - 2008
1. Data Available June 2010.

PERFORMANCE OVERVIEW AND ANALYSIS

Strategic Goal 4: Promoting Economic Growth and Prosperity
Of the 12 indicators within this Strategic Goal, two met or exceeded targets. Ratings are not available for ten indicators that are either new or for which current year data are not yet available. The Department is allocating $903 million toward this Strategic Goal in FY 2011, which is 5 percent of the total State Operations budget request (see Figure 12).

Analysis of Performance Trends

Economic diplomacy plays a large role in advancing the Department's priorities in the areas of U.S. energy security, global competiveness, climate change, and the environment. A primary focus of the Department's diplomatic efforts in the area of energy security is promoting the development and implementation of policies in foreign governments designed to foster growth in the clean energy sector. Growing availability and use of non-oil energy sources will help the U.S. and other countries reduce their reliance on oil. Figure 13, below, shows a sustained increase in the percentage of world energy supplies from non-oil sources.

Figure 12: SG4 Budget FY 2009 - FY 2011



In the area of Trade and Investment, data indicates declining economic trends in Africa, with trade between the U.S. and sub-Saharan Africa decreasing in FY 2009 (see Figure 14). Reduced international trade will likely slow economic growth in sub-Saharan Africa. Slow growth will impact virtually all sectors of African economies and threatens to erase recent gains in economic growth, living standards, and poverty reduction.

While these far-reaching effects will be difficult to counteract, they elevate the importance of U.S. foreign assistance and diplomatic efforts in helping sub-Saharan countries achieve their development goals. Sub-Saharan Africa needs increased private sector investment, both foreign and domestic, to achieve sustained rates of economic growth necessary to reduce poverty on the continent. At present, the region is largely disconnected from the global marketplace and the benefits that arise from trade. If Africa were to increase its share of world trade by just one percentage point from its current two percent to three percent, it would generate additional export revenues of $70 billion annually, which is nearly three times the amount of annual assistance to sub-Saharan Africa from all donors. U.S. diplomats are working with sub-Saharan countries on policies that promote growth in trade and foster Africa's integration into the global marketplace.

Strategic Priority: Energy Security
FY 2011 Request: $59M; 7% of SG4 Budget

Illustrative Indicator

Figure 13: Percent of World Energy from Non-Oil Sources

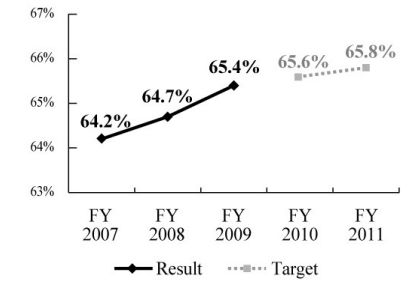

Source: US Department of Energy - Energy Information Administration projections

Strategic Priority: Trade and Investment
FY 2011 Request: $87M; 10% of SG4 Budget

Illustrative Indicator

Figure 14: Level of Two-way Trade Between the United States and Sub-Saharan Africa[1]

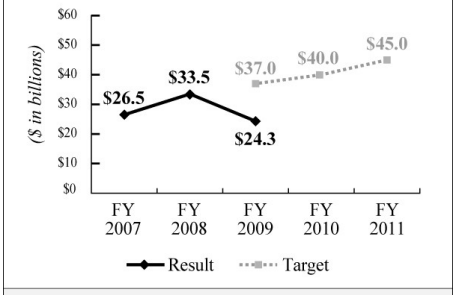

Source: United States International Trade Commission

1. Excludes U.S. energy-related imports.

PERFORMANCE OVERVIEW AND ANALYSIS

Strategic Goal 6: Promoting International Understanding

Of the seven indicators within this Strategic Goal, three met or exceeded their targets and one was below target. Ratings are not available for three indicators that are new or for which current year data is not yet available. Indicators for this Strategic Goal represent the Department's exchange programs and media efforts to improve international understanding of American policies, culture, and values. The Department is allocating $1.46 billion toward this Strategic Goal in FY 2011, which is 8 percent of the total State Operations budget request (see Figure 15).

Analysis of Performance Trends

Trends in the area of Nurturing Common Interests and Values, suggest a high correlation between participation in U.S. government sponsored educational and cultural exchange programs and an increase in participants' understanding of and favorable views toward the United States (see Figure 16). This underscores the importance of maintaining and leveraging an active alumni network of exchange participants that have benefited from a positive experience with the United States.

Reflecting the U.S. efforts to Offer a Positive Vision, the number of media interviews given by U.S. officials to key Arab media outlets in the Near East Asia (NEA) region shows an uneven trend. While showing an increase from FY 2007 to 2008, the indicator shows a decline in FY 2009 to 986 interviews, from 1,079 in FY 2008 (see Figure 17). This decrease reflects gaps at U.S. posts in the NEA region. Although it is sometimes challenging to determine the specific impact of interviews given by U.S. officials, any opportunity to communicate the message of the U.S. responsibly and accurately is critical in an environment where anti-American sentiment and misinformation is pervasive.

Figure 15: SG6 Budget FY 2009 - FY 2011

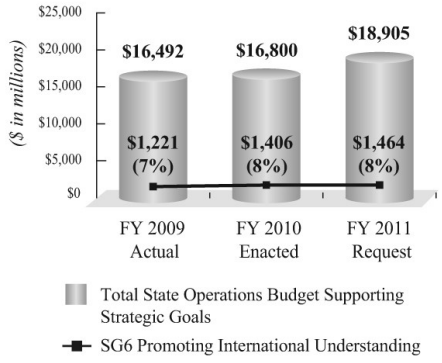

Strategic Priority: Nurture Common Interests

FY 2011Request: $1.05B; 72% of SG6 Budget

Illustrative Indicator

Figure 16: Percentage of exchange program particiants with increased understanding of U.S.

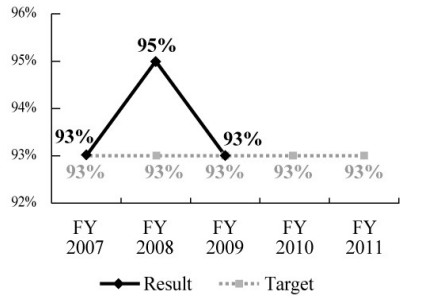

Source: U.S. Department of State, Bureau of Educational and Cultural Affairs

Strategic Priority: Offer a Positive Vision

FY 2011 Request: $225M; 15% of SG6 Budget

Illustrative Indicator

Figure 17: Level of Outreach to Key Arab Media Outlets as Measured by the Number of Interviews Given by U.S. Officials

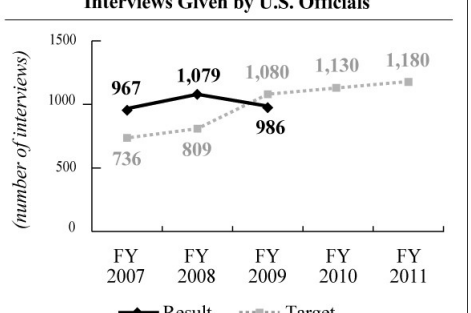

Source: Department of State, Bureau of Near Eastern Affairs

Strategic Goal 7: Strengthening Consular and Management Capabilities

Of the 26 indicators covering the ten Strategic Priorities within Strengthening Consular and Management Capabilities, eight met or exceeded targets and two did not meet targets. Ratings are not available for 16 performance indicators that are either new or for which current year data are not yet available. Activities for this Strategic Goal support the Department's consular, human resources, security, facilities, information technology, budgeting, procurement, administrative, and other management functions. The Department is allocating $10.46 billion toward this Strategic Goal in FY 2011, which is 54 percent of the total State Operations budget request (see Figure 18).

Analysis of Performance Trends

The Department maintains dual efforts to safeguard national security information from compromise while allowing State personnel to be cleared in a timely manner to conduct the critical work of the Department. The Department forecasts the number of cases processed will increase 30 percent over the next two years, making improvements in the clearance process vital. In FY 2009, the Department showed progress on this priority by significantly increasing the speed of its background investigations to an average of 55 days, from 67 days in FY 2008 (see Figure 19).

Figure 18: SG7 Budget FY 2009 - FY 2011

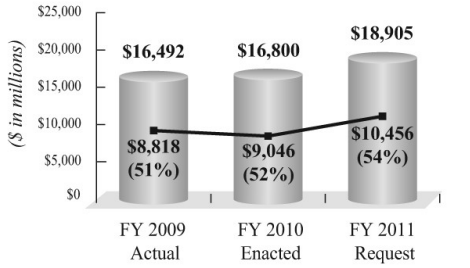

Our embassies overseas are the diplomatic platform for all circular agencies of the U.S. Government. The Department is responsible for providing and maintaining secure, safe and functional facilities for U.S. government personnel staffed at overseas posts. In FY 2009, through capital security projects, the Department moved 1,473 U.S. government personnel to secure and safer facilities (see Figure 20).

Strategic Priority: Security

FY 2011 Request: $2.8B; 27% of SG7 Budget

Illustrative Indicator

Figure 19: Length of Time to Complete 90% of Background Investigations, Adjudications and Granting of Personnel Security Clearances

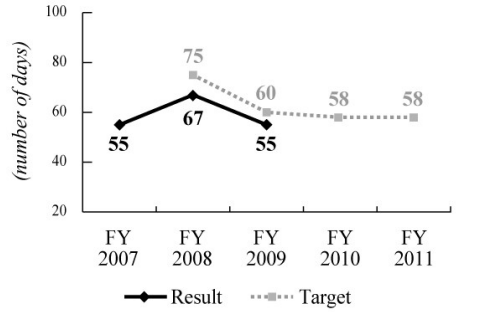

Source: U.S. Department of State, Bureau of Diplomatic Security, internal data

Strategic Priority: Facilities

FY 2011 Request: $2.05B; 20% of SG7 Budget

Illustrative Indicator

Figure 20: Number of USG Personnel moved into more secure, safe and functional facilities

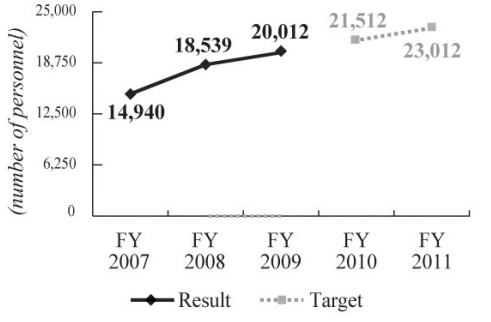

Source: U.S. Department of State, Bureau of Overseas Buildings Operations

PERFORMANCE OVERVIEW AND ANALYSIS

Summary of Performance Indicators and Resources Supporting Strategic Goals

The table below features the 70 performance indicators that constitute the Department's FY 2011 Performance Plan and FY 2009 Performance Report for State Operations. The table also provides an at-a-glance look at resources allocated toward the Department's Strategic Goals and Priorities, along with indicators the Department uses to measure progress in each area. In FY 2009, the Department met or exceeded 67 percent of targets for which ratings are available. Ratings are not available for new indicators since no targets were previously set. Ratings are also not available for indictors in which current year data is not yet available. More detail on each indicator can be found in the CBJ Chapters listed in the table below to the left of the indicator title.

At-A-Glance: Performance Indicators and State Operations Resources

CBJ Chapter	Strategic Goal/Strategic Priority	FY 2009 Rating	FY 2009 Actual ($ in Thousands)	FY 2010 Enacted ($ in Thousands)	FY 2011 Request ($ in thousands)
STRATEGIC GOAL 1: ACHIEVING PEACE AND SECURITY			**$4,526,594**	**$4,394,160**	**$4,838,062**
Strategic Priority: Counterterrorism			$439,988	$412,048	$581,227
NEA	NEW INDICATOR: Number of total NEA countries with Financial Intelligence Units that meet the standards of the Egmont Group.	Rating Not Available			
NEA	NEW INDICATOR: Political Stability, Rule of Law and Control of Corruption in Yemen, as measured by the World Bank Governance Indicators.	Rating Not Available			
Strategic Priority: Combating Weapons of Mass Destruction and Destabilizing Conventional Weapons			$258,956	$297,108	$305,453
ISN	NEW INDICATOR: Key Milestones Achieved in Combating Nuclear Terrorism.	◄► Improved Over Prior year, but Not Met			
EAP	Key milestones in achieving full denuclearization of the Korean Peninsula and preventing the export of Weapons of Mass Destruction (WMD) and missile-related technology by the Democratic People's Republic of Korea (DPRK).	▼ Below Target			
ISN	NEW INDICATOR: Status of Iran's Nuclear Weapons Program and Adherence to Nuclear Nonproliferation Treaty Obligations.	▼ Below Target			
ISN	NEW INDICATOR: Milestones to achieve Nuclear Nonproliferation Treaty compliance and an effective International Atomic Energy Agency.	◄► On Target			
VCI	NEW INDICATOR: Key milestones to achieve agreement on a framework for deep bilateral reductions with the Russian Federation and P-5 confidence building, including scope and supporting measures.	◄► On Target			
Strategic Priority: Security Cooperation and Security Sector Reform			$345,204	$366,843	$506,330
SCA	NEW INDICATOR: Regional cooperation in law enforcement between South and Central Asia increases, particularly in cases involving illicit cross-border transit of goods, drugs, criminals, terrorists and weapons of mass destruction.	◄► On Target			

CBJ Chapter	Strategic Goal/Strategic Priority	FY 2009 Rating	FY 2009 Actual ($ in Thousands)	FY 2010 Enacted ($ in Thousands)	FY 2011 Request ($ in thousands)
EUR	NEW INDICTOR: Progress on internal reforms prerequisite for integration into Euro-Atlantic Institutions.	Rating Not Available			
NEA	NEW INDICATOR: Estimated number of bilateral and multilateral joint military exercises in the Near East region.	Rating Not Available			
Strategic Priority: Conflict Prevention, Mitigation, and Response			$3,193,840	$3,054,881	$3,096,889
AF	NEW INDICATOR: Number of countries in sub-Saharan Africa that are rated as 'critical' by the Fund for Peace Failed States Index.	▼ Below Target			
AF	NEW INDICATOR: Numeric assessment of Sudan in Failed States Index created by the Fund for Peace	Rating Not Available			
CSI	NEW INDICATOR: Average monthly number of civilian Reconstruction and Stabilization (R&S) deployments to conflict zones.	Rating Not Available			
NEA	NEW INDICATOR: Increased ability to maintain law and order in the West Bank and Gaza, as measured by the World Bank Governance Indicator	Rating Not Available			
CIPA	NEW INDICATOR: Average Rating Denoting Degree to which United Nations Peacekeeping Missions in Africa Funded through the Contributions for International Peacekeeping Activities Account (CIPA) Achieve USG Objectives Stated in the Department's Congressional Budget Justification for the Corresponding Fiscal Year.	▼ Below Target			
CIPA	NEW INDICATOR: Average Rating Denoting Degree to which UN Peacekeeping Missions in Near East Asia Funded through the Contributions for International Peacekeeping Activities Account (CIPA) Achieve USG Objectives Stated in the Department's Congressional Budget Justification for the Corresponding Fiscal Year.	▲ Above Target			
CIPA	Average Rating Denoting Degree to which All United Nations Peacekeeping Missions Funded through the Contributions for International Peacekeeping Activities Account (CIPA) Achieve US Government Objectives Stated in the Department's Congressional Budget Justification for the Corresponding Fiscal Year.	◄► On Target			
Strategic Priority: Transnational Crime			$56,749	$59,267	$73,102
Indicators featured in Foreign Assistance submission.					
Strategic Priority: Counternarcotics			$53,704	$52,209	$63,780
Indicators featured in Foreign Assistance submission.					
Strategic Priority: Homeland Security			$178,153	$151,804	$211,281
CA	NEW INDICATOR: Percentage of all valid visas that meet current biometric standards. (Indicator also featured under "Visa Services" Strategic Priority).	Rating Not Available			

CBJ Chapter	Strategic Goal/Strategic Priority	FY 2009 Rating	FY 2009 Actual ($ in Thousands)	FY 2010 Enacted ($ in Thousands)	FY 2011 Request ($ in thousands)
STRATEGIC GOAL 2: GOVERNING JUSTLY AND DEMOCRATICALLY			**$719,124**	**$720,382**	**$789,254**
Strategic Priority: Rule of Law and Human Rights			$414,306	$404,323	$437,822
DRL	NEW INDICATOR: Progress in human rights as measured by total percentage of non-democratic countries and countries undergoing democratic transitions that improved by at least one point from the prior year according to Freedom House ratings.	Rating Not Available			
AF	NEW INDICATOR: Average percentile score for sub-Saharan Africa on the World Bank Institute's Worldwide Governance Rule of Law Indicator (Scale = 0 to 100 percent).	Rating Not Available			
Strategic Priority: Good Governance			$131,936	$140,462	$154,039
DRL	NEW INDICATOR: Progress on implementing good governance reforms as measured by the total percentage of non-democratic countries and countries undergoing democratic transitions that improved by at least 0.1 point from the prior year according to average ratings from the World Bank Worldwide Governance Indicators.	Rating Not Available			
AF-PAK	NEW INDICATOR: Level of Government Effectiveness and Control of Corruption in Afghanistan as measured by the World Bank's Government Effectiveness (GE) and Control of Corruption (CC) governance scores.	Rating Not Available			
IRAQ	NEW INDICATOR: Stable, Effective, and Accountable Governance in Iraq (As measured by World Bank Governance Indicators of Political Stability, Government Effectiveness, Rule of Law, and Control of Corruption, respectively (scale range from approximately -2.5 to +2.5).	Rating Not Available			
EAP	NEW INDICATOR: Level of corruption in China as measured by the World Bank's Control of Corruption percentile rank.	Rating Not Available			
Strategic Priority: Political Competition and Consensus-Building			$82,213	$84,939	$90,829
DRL	Progress in political rights as measured by total percentage of non-democratic countries and countries undergoing democratic transitions that improved by at least one point from the prior year according to Freedom House's Freedom of the World ratings.	Rating Not Available			
Strategic Priority: Civil Society			$90,669	$90,658	$106,564
DRL	Progress in the development of free media as measured by total percentage of non-democratic countries and countries undergoing democratic transitions that improved by at least one point from the prior year according to Freedom House's Freedom of the Press ratings.	Rating Not Available			
STRATEGIC GOAL 3: INVESTING IN PEOPLE			**$401,008**	**$430,129**	**$378,160**

CBJ Chapter	Strategic Goal/Strategic Priority	FY 2009 Rating	FY 2009 Actual ($ in Thousands)	FY 2010 Enacted ($ in Thousands)	FY 2011 Request ($ in thousands)
	Strategic Priority: Health		$261,038	$282,728	$233,293
Indicators featured in Foreign Assistance volume.					
	Strategic Priority: Education		$119,448	$124,550	$118,166
Indicators featured in Foreign Assistance volume.					
	Strategic Priority: Social Services and Protection for Especially Vulnerable Populations		$20,522	$22,851	$26,701
Indicators featured in Foreign Assistance volume.					
	STRATEGIC GOAL 4: PROMOTING ECONOMIC GROWTH & PROSPERITY		**$739,187**	**$731,930**	**$903,254**
	Strategic Priority: Private Markets and Competitiveness		$214,377	$200,548	$233,700
EEB	NEW INDICATOR: Median World Bank Regulatory Quality Rating for developing countries.	Rating Not Available			
	Strategic Priority: Trade and Investment		$99,051	$74,096	$87,430
AF	NEW INDICATOR: Level of two-way trade between the United States and sub-Saharan Africa, excluding U.S. energy-related imports.	Rating Not Available			
	Strategic Priority: Financial Sector		$49,764	$51,041	$94,150
Indicators featured in Foreign Assistance submission.					
	Strategic Priority: Infrastructure		$14,772	$15,578	$20,745
Indicators featured in Foreign Assistance submission					
	Strategic Priority: Energy Security		$48,232	$49,563	$58,782
EEB	NEW INDICATOR: Energy consumption per capita in OECD countries measured in million British Thermal Units (BTUs).	Rating Not Available			
WHA	NEW INDICATOR: Percentage of Total Latin America Primary Energy Supply Comprised of Alternative Fuels (renewables, biofuels, and geothermal).	Rating Not Available			
EEB	NEW INDICATOR: Percentage of world energy supplies from non-oil sources.	Rating Not Available			
	Strategic Priority: Agriculture		$152,446	$140,327	$151,594
EEB	NEW INDICATOR: Number of additional countries allowing commercial use of agricultural biotechnology and percent increase in global acreage of biotech crops under cultivation.	Rating Not Available			
EEB	NEW INDICATOR: Number of countries that meet criteria for Food Security Phase 2 funding.	Rating Not Available			
	Strategic Priority: Macroeconomic Foundation for Growth		$18,805	$21,338	$23,645
EEB	NEW INDICATOR: Financial Stability Improvement Ratio - Percentage of countries with active debt relief agreements with Paris Club creditors that have an active International Monetary Fund program or have successfully completed it, and do not have protracted arrears to international creditors.	▲ Above Target			

CBJ Chapter	Strategic Goal/Strategic Priority	FY 2009 Rating	FY 2009 Actual ($ in Thousands)	FY 2010 Enacted ($ in Thousands)	FY 2011 Request ($ in thousands)
Strategic Priority: Economic Opportunity			$48,767	$79,777	$102,667
EEB	NEW INDICATOR: Median number of days required to start a business in countries that are not members of the Organization for Economic Co-operation and Development; median cost of starting a business as a percentage of per capita income in those countries.	Rating Not Available			
WHA	NEW INDICATOR: Number of days to start a business in Mexico.	Rating Not Available			
Strategic Priority: Environment			$92,973	$99,662	$130,541
OES	Status of efforts to reach an agreed international approach to climate change for the post-2012 period.	◄► On Target			
OES	Number of work programs established by partner economies leading to completion of low-carbon development strategies that contain measurable, reportable, and verifiable actions.	Rating Not Available			
STRATEGIC GOAL 5: PROVIDING HUMANITARIAN ASSISTANCE			**$67,513**	**$71,403**	**$76,894**
Strategic Priority: Protection, Assistance, and Solutions			$37,747	$39,725	$42,638
Indicators featured in Foreign Assistance volume.					
Strategic Priority: Disaster Prevention and Mitigation			$20,155	$21,549	$24,591
Indicators featured in Foreign Assistance volume.					
Strategic Priority: Orderly Humane Means for Migration Management			$9,611	$10,129	$9,665
Indicators featured in Foreign Assistance volume.					
STRATEGIC GOAL 6: Promoting International Understanding			**$1,220,544**	**$1,406,052**	**$1,463,532**
Strategic Priority: Offer a Positive Vision			$204,546	$208,338	$224,728
IIP	Percent of foreign audiences with a better understanding of U.S. policy, society and values after exposure to international information programs, products, and activities.	Rating Not Available			
IIP	NEW INDICATOR: Initiation or implementation of positive change in local organizations or communities by IIP foreign audiences.	Rating Not Available			
NEA	NEW INDICATOR: Level of outreach to key Arab media outlets, as measured by the number of interviews given by U.S. officials.	▼ Below Target			
Strategic Priority: Marginalize Extremism			$131,991	$168,666	$191,371
IIP	Reduction in the Level of Anti-American Sentiment Among Key Foreign Audiences.	Rating Not Available			
Strategic Priority: Nurture Common Interests and Values			$884,007	$1,029,048	$1,047,433

CBJ Chapter	Strategic Goal/Strategic Priority	FY 2009 Rating	FY 2009 Actual ($ in Thousands)	FY 2010 Enacted ($ in Thousands)	FY 2011 Request ($ in thousands)
ECEP	The number of ECA alumni who are registered members of the Alumni Affairs web community.	▲ Above Target			
ECEP	Percentage of participants who increased or changed their understanding of the United States immediately following their program.	◄► On Target			
PA	NEW INDICATOR: Number of articles accurately portrayed or broadcasted by journalists participating in Foreign Press Center programs.	◄► On Target			
STRATEGIC GOAL 7: STRENGTHENING CONSULAR & MANAGEMENT CAPABILITIES			**$8,818,165**	**$9,046,438**	**$10,456,095**
Strategic Priority: Visa Services			$878,468	$1,369,642	$1,650,030
CA	NEW INDICATOR: Percentage of all valid visas that meet current biometric requirements established by the Department. (Indicator also featured under "Homeland Security" Strategic Priority).	Rating Not Available			
Strategic Priority: Passport Services			$478,202	$396,888	$934,222
CA	NEW INDICATOR: Accuracy of the adjudication process as measured by the total number of errors identified annually during the auditing process.	Rating Not Available			
CA	Percentage of passport applications processed within targeted timeframe.	▼ Below Target			
Strategic Priority: American Citizen Services			$217,826	$239,413	$253,804
CA	NEW INDICATOR: Customer satisfaction with quality of, and access to, reliable and relevant information as measured by overall customer satisfaction.	Rating Not Available			
Strategic Priority: Human Resources			$678,347	$1,072,872	$1,249,768
FSI	Foreign Service Institute language training success rate as measured by the percentage of State students in critical needs languages who attain skill objective.	◄► On Target			
HR	NEW INDICATOR: Vacancy rate for overseas and domestic Foreign Service positions.	Rating Not Available			
HR	NEW INDICATOR: Vacancy rate for Civil Service positions.	Rating Not Available			
HR	NEW INDICATOR: Percent of language designated positions in priority languages filled by employees who meet or exceed the language requirements.	Rating Not Available			
HR	NEW INDICATOR: Percent of language designated positions filled by employees who meet or exceed the language requirements (New Methodology).	Rating Not Available			

CBJ Chapter	Strategic Goal/Strategic Priority	FY 2009 Rating	FY 2009 Actual ($ in Thousands)	FY 2010 Enacted ($ in Thousands)	FY 2011 Request ($ in thousands)
MED	NEW INDICATOR: Percent of medical reviews and clearances completed within 30 days.	Rating Not Available			
Strategic Priority: Information Technology			$687,442	$648,426	$662,143
IRM	NEW INDICATOR: Percentage major management systems in Data Warehouse (FAN).	New Indicator, No Rating			
Strategic Priority:Security			$2,199,440	$2,440,017	$2,820,862
DS	Length of time to complete 90% of background investigations, adjudications and granting of personnel security clearances.	▲ Above Target			
D&CP-WSP	NEW INDICATOR: Conformity of Local Guard, Surveillance Detection and Residential Security Programs at Diplomatic Missions with Overseas Security Policy Board Standards (12 FAH-6).	Rating Not Available			
Strategic Priority: Facilities			$2,996,164	$2,082,871	$2,053,663
A	Key milestones for the modernization of the Harry S Truman Building.	◄► On Target			
A	NEW INDICATOR: Status of Domestic Facility Greening at the Department of State.	Rating Not Available			
A	NEW INDICATOR: Ratio of Change between Cost/Seat and Rent, expressed as a factor.	Rating Not Available			
ESCM	NEW INDICATOR: Average duration and cost growth for projects completed annually.	Rating Not Available			
ESCM	NEW INDICATOR: Total number of United States Government personnel moved into more secure, safe, and functional facilities.	Rating Not Available			
ESCM	NEW INDICATOR: Completion and timely submission of Post Annual Facility Condition Surveys, Post Annual Inspection Summaries, preparation of the annual Long Range Overseas Maintenance Plans, and annually prioritize maintenance, repair, and improvement projects.	Rating Not Available			
Strategic Priority: Planning and Accountability			$157,099	$177,703	$176,430
OIG	Percentage of recommendations resolved within the appropriate timeframe.	▲ Above Target			
OIG	Monetary Benefits: questioned costs, funds put to better use, cost savings, recoveries, efficiencies, restitutions, and fines	▲ Above Target			

CBJ Chapter	Strategic Goal/Strategic Priority	FY 2009 Rating	FY 2009 Actual ($ in Thousands)	FY 2010 Enacted ($ in Thousands)	FY 2011 Request ($ in thousands)
IO	Percentage of United Nations Specialized Agencies funded by the Contributions for International Organizations account that have demonstrated progress on 5 or more goals of the United Nations Transparency and Accountability Initiative.	▲ Above Target			
RM	Quality of the Department's financial services as measured by the percentage of aggressive monthly ISO 9001 performance metric goals met or exceeded for the Department's core financial operations.	▲ Above Target			
RM	NEW INDICATOR: Agency Financial Report is issued on-time with an unqualified Statement of Assurance on Internal Controls Over Financial Reporting and financial statements achieve an unqualified audit opinion.	◄► On Target			
RM	NEW INDICATOR: Quality of ICASS system measured by: percentage of invoiced amounts received in first 90 days of fiscal year; average customer satisfaction rating for the Post Specific Training workshops; average customer satisfaction rating for the Management Officer/Council Chair (MO/CC) workshops.	◄► Improved Over Prior Year, But Not Met			
Strategic Priority: Administrative Services			$519,570	$612,230	$649,163
A	NEW INDICATOR: Cumulative variance from planned cost and schedule for the Integrated Logistics Management System.	Rating Not Available			
Strategic Priority: Rightsizing the U.S. Government Overseas Presence			$5,607	$6,376	$6,010
No representative indicators included in this submission.					
Total Resources Allocated by Strategic Goals[1,2]			**$16,492,135**	**$16,800,494**	**$18,905,251**

(1) Resources allocated by Strategic Goal include all appropriated and fee-based funds, except Office of the Inspector General, International Commissions, Buying Power Maintenance, Foreign Service National Separation Liability Trust Fund Payment, and the Foreign Service Retirement and Disability Fund.

(2) Table includes minor rounding discrepancies.

Other Supporting Resources

Resources for the following offices and accounts are not included in the table above because they represent programs that support the Department of State as an institution rather than diplomatic, consular and management programs linked to Strategic Goals and Priorities.

Bureau/Office	FY 2009 Actual ($ in ,000)	FY 2010 Enacted ($ in ,000)	FY 2011 Request ($ in ,000)
Office of the Inspector General	$121,122	$102,000	$120,152
International Commissions	$337,080	$142,834	$130,286
Buying Power Maintenance	$5,000	$8,500	$0
Foreign Service National Separation Liability Trust Fund Payment	$12,294	$27,946	$30,770
Foreign Service Retirement & Disability Fund	$157,100	$158,900	$158,900
Total Resources Not Allocated by Strategic Goal	**$632,596**	**$440,180**	**$440,108**

PERFORMANCE OVERVIEW AND ANALYSIS

U.S. Department of State and USAID High Priority Performance Goals

The Department of State and USAID have made great strides to develop relevant, measurable, outcome indicators of performance, and to assess progress against prior year performance through trend data. As part of the FY 2011 Performance Budget and Annual Performance Plan, the Department and USAID identified a limited number of joint high priority performance goals that reflect both agencies' high priorities and will be a particular focus for the two agencies from now through FY 2011. These goals are a subset of those used to regularly monitor and report performance against our joint strategic plan. To view the full set of performance information please visit: www.state.gov and www.usaid.gov.

- Afghanistan and Pakistan: Strengthen the host country capacity to effectively provide services to citizens and enhance the long-term sustainability of development efforts by increasing the number of local implementers (government and private) that can achieve a clean audit to clear them to manage civilian assistance funds.
- Iraq: Helping the Iraqi people continue to build a sovereign, stable, and self-reliant country as the United States transitions from military to civilian responsibility in Iraq, measured by improvements in security, political, and economic metrics.
- Global Health: By 2011, countries receiving health assistance will better address priority health needs of women and children, with progress measured by USG and UNICEF-collected data and indicators. Longer term by 2015, the Global Health Initiative aims to reduce mortality of mothers and children under five, saving millions of lives, avert millions of unintended pregnancies, prevent millions of new HIV infections, and eliminate some neglected tropical diseases.
- Climate Change: By the end of FY 2011, U.S. assistance will have supported the establishment of at least 20 work programs to develop Low-Carbon Development Strategies (LCDS) that contain measurable, reportable, and verifiable actions. This effort will lay the groundwork for at least 30 completed LCDS by the end of FY 2013 and meaningful reductions in national emissions trajectories through 2020.
- Food Security: By 2011, up to 5 countries will demonstrate the necessary political commitment and implementation capacities to effectively launch the implementation of comprehensive food security plans that will track progress towards the country's Millennium Development Goal (MDG1) to halve poverty and hunger by FY 2015.
- Democracy and Good Governance: Facilitate transparent, participatory, and accountable governance in 23 priority emerging and consolidating democracies by providing training assistance to 120,000 rule of law professionals, civil society leaders, democratically elected officials, journalists, and election observers over the 24-month period of October 1, 2009 through September 30, 2011.
- Global Security – Nuclear Nonproliferation: Improve global controls to prevent the spread of nuclear weapons and enable the secure, peaceful use of nuclear energy.
- Management – Building Civilian Capacity: Strengthen the civilian capacity of the State Department and USAID to conduct diplomacy and development activities in support of the Nation's foreign policy goals by strategic management of personnel, effective skills training, and targeted hiring.

PERFORMANCE OVERVIEW AND ANALYSIS

Evaluations of Diplomatic, Management and Consular Programs

Below is summary information on completed evaluations in Fiscal Year 2009.

The Youth Exchange and Study (YES) program is a high school exchange program funded by the Bureau of Educational and Cultural Affairs (ECA). The program showcases the role of public diplomacy in building bridges of international understanding, especially between Americans and people in countries with significant Muslim populations. The Evaluation Division within ECA's Office of Policy and Evaluation completed the evaluation of the YES program in August 2009. Program Offices in ECA, as well as ECA partner organizations and grantees, have used these data to improve program design and management, to specify and format content of the program, such as leadership training activities. The evaluation findings demonstrated the effectiveness of the program with respect to program goals.

US-Based Training Program for EducationUSA Advisors. EducationUSA is a global network of more than 400 advising centers supported by the Department's Bureau of Educational and Cultural Affairs (ECA). The EducationUSA centers actively promote U.S. higher education around the world and advisors work in a variety of host institutions, including Fulbright Commissions, implementing partners, U.S. embassies and consulates, public universities, etc., and share a common goal: to assist students from their countries to access U.S. higher education opportunities. ECA sponsored an evaluation of the program in FY 2009 and the evaluation report is in the drafting stages.

Exchange Alumni Coordinators. In FY 2009 the Bureau of Educational and Cultural Affairs (ECA) sponsored an evaluation of the role of Alumni Coordinators in Exchange Alumni Coordination. Approximately 86 percent of Posts now have designated full-time or part-time Alumni Coordinators whose specific responsibility is supporting Post outreach to ECA program Alumni, providing assistance to existing or creating new Alumni Associations in each country, and helping alumni groups use the knowledge, skills, and understanding gained through ECA programs to design and implement new projects in-country. The evaluation report is in the drafting stage and expected in 2010.

Energy Star Evaluation for National Visa Center. The Department's Bureau of Administration completed a round of third-party evaluations of Departmental environmental, energy management, and occupational and safety programs in order to help the Department comply with applicable Executive Orders, to demonstrate effective management techniques and to provide bureaus occupying the various buildings with value-added services. These independent evaluations served to benchmark the Department's program against industry best practices and, as a result, the Bureau of Administration intends to continue utilizing this approach for the remainder of the agency's domestic portfolio.

PERFORMANCE OVERVIEW AND ANALYSIS

Recovery Act Update

The Department will use American Recovery and Reinvestment Act (ARRA) funds to create and save jobs, repair and modernize domestic infrastructure crucial to the safety of American citizens, and expand consular services offered to American taxpayers. The funding level for the State Department in the American Recovery and Reinvestment Act is $602 million, of which $38 million was transferred to USAID.

Construction Projects
A Hard Skills Training Center ($70 million) for Diplomatic Security will be built within 150 miles of Washington, D.C., and provide a centralized location to support security-related training that is currently conducted at 19 locations throughout the United States. Passport Facilities ($15 million) will fund five new start-up sites and the renovation and expansion of two existing sites. The National Foreign Affairs Training Center ($5 million) will expand existing training capacity to ensure personnel assigned overseas have the necessary language training and information technology training. Projects include upgrading facility and grounds, updating orientation signage for the 72-acre campus, and upgrading infrastructure wiring and public address systems. An Enterprise Data Center ($120 million) will be established in the western United States and consolidate all domestic servers into four enterprise data centers. The program will provide more reliable, scalable, and redundant data center infrastructure that will substantially reduce the Department's risk and provide for future information technology (IT) growth.

Information Technology Platform and Cyber Security
Funding ($132 million) will provide for new telephone systems, IT equipment, mobile communications for emergency situations, and projects to guard against and track cyber attacks, improve hardware security and testing, safeguard U.S. citizens' cyber security, and expand cyber education.

International Boundary and Water Commission (IBWC)
These projects ($220 million) will evaluate and repair portions of the flood control systems for 495 miles of the upper and lower Rio Grande River, protecting about 3 million U.S. citizens in New Mexico and Texas. The effort for this project consists of the engineering and construction of levee improvements and associated structures.

Office of Inspector General
Funding ($2 million) to provide oversight of use of ARRA funds and ARRA projects by the Department.

The U.S. Government Accountability Office High Risk List

Since 1990, The U.S. Government Accountability Office (GAO) has periodically reported on Government programs and operations that it identifies as high risk. This effort, which is supported by the Senate Committee on Homeland Security and Governmental Affairs and the House Committee on Oversight and Government Reform, has brought much needed focus to a targeted list of major challenges that are impeding effective government and costing the government billions of dollars each year. The Department of State is pleased to report that it currently has no programs or projects on the GAO High Risk List for the Fiscal Year ending September 30, 2009.

Discontinued Indicators

Some indicators published in either the FY 2009 or FY 2010 CBJ have since been discontinued. In accordance with OMB circular A-136, the Department will publish FY 2008 and FY 2009 results and ratings for all discontinued indicators on the Department's performance plan page at http://www.state.gov/s/d/rm/rls/perfplan/index.htm.